

# ABC Adventures

Colors - Shapes - Numbers

Starter

Lucas Foster



With  
Hybrid  
CD

APP  
App Store,  
Google play

# ABC Adventures

Colors - Shapes - Numbers

**Starter**

Lucas Foster



## Compass Club **ABC Adventures Starter**

Written by Lucas Foster

© 2015 Compass Publishing

All rights reserved. No part of this book may be reproduced, stored in a retrieval system, or transmitted in any form by any means, electronic, mechanical, photocopying, recording, or otherwise, without prior permission in writing from the publisher.

Editorial Director: Kate Kim  
Project Manager: Lucas Foster  
Content Editor: Jake Murray  
Copy Editor: Liana Robinson  
Designer: Linda Seong, Ashley Lee

e-mail: [info@compasspub.com](mailto:info@compasspub.com)  
<http://www.compasspub.com>

ISBN: 978-1-61352-744-3

14 13 12 11 10 9 8 7  
25 24 23 22 21

### Illustrators:

Front cover and characters: Jason Dove  
pp. 11, 17, 23 Anthony Lewis; 13, 18, 19, 25, 31 Gabriele Tafuni;  
16, 22, 28, 34 Constanza Basaluzzo; 35, 40, 41, 46, 47, 52,  
58 Genie Espinosa; 37, 43, 48, 49, 55 Rob McClurkan; 59,  
65, 71 Lucy Neale; 64, 70, 76, 82, 88, 94, 100, 106 Barbara  
Bakos; 11, 15, 17, 21, 23, 27, 35, 39, 41, 45, 47, 59, 63, 65,  
71, 106 Hieram Weintraub

Photo Credits:  
All photos and images © Shutterstock, Inc.

Printed in Korea

 This is made with nontoxic materials.



# ABC Adventures

Colors - Shapes - Numbers

**Starter**

Lucas Foster





# Table of Contents



## Lesson 1

  1 & 2



11



## Lesson 2

  3 & 4



17



## Lesson 3

  5 & 6



23



## Lesson 4 Review

 ,  ,   ,  ,  1~6



29



## Lesson 5

  7 & 8



35



## Lesson 6

  9 & 10



41



## Lesson 7

  1~5



47



## Lesson 8 Review

 ,  ,   ,  ,  6~10



53





## Lesson 9

Completing a pattern ○ & ▲  
 $1+1=2$



59



## Lesson 10

Completing a pattern □ & ▭  
 $2+1=3$



65



## Lesson 11

Completing a pattern ◆ & ☆  
 $3+1=4$



71



## Lesson 12 Review

All shapes  
 $1+1=2$ ,  $2+1=3$ ,  $3+1=4$



77



## Lesson 13

Repeating a pattern ○ & ▲  $1+2=3$



83



## Lesson 14

Repeating a pattern □ & ▭  $1+3=4$



89



## Lesson 15

Repeating a pattern ◆ & ☆  $2+2=4$



95



## Lesson 16 Review

All colors, All shapes,  
Addition review



101





# How to Use This Book

*Compass Club ABC Adventures* is an effective, exciting, and fun way for very young English language learners to learn and master the English alphabet. In the Starter book, students develop the fundamental skills necessary for learning the alphabet. In books 1 and 2, students learn the alphabet; they learn the name of each letter, its phonetic sound, how to recognize, write, and say it, and four target words that start with that letter. The series uses carefully chosen and proven theories and development techniques to help students develop, grow, and learn.

## Regular Lessons



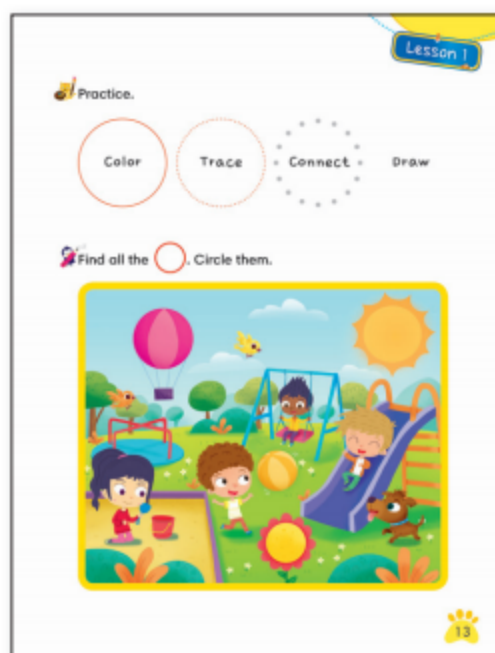
Students learn the name of a color in the context of an original illustration, and can learn two bonus vocabulary words while completing a coloring activity. In the last four lessons of the book, students do a special guided coloring activity. The color train at the bottom of the page helps students to remember and accumulate what they learn.




Here students learn a shape and can learn four more bonus vocabulary words, which provide a real world context as they complete a sticker activity. The shape string at the bottom of the page helps students to remember and accumulate what they learn. Later in the book, this page becomes a more complex shape matching and coloring activity.








Students practice the shape they learned by coloring, tracing, connecting, and drawing that shape. Then students complete a hidden picture activity within a bright and fun original illustration. In the latter part of the book, students review shapes by tracing and coloring them. Then students learn to complete, repeat, or develop patterns with shapes and colors.



Students learn the names and shapes of different numbers by counting with their fingers, doing a fun clap chant, tracing, and completing a sticker activity. The number friends at the bottom of the page help students to remember and build on what they learn.

In the second half of the book, students learn to add things in a logical context with illustrations to provide a visual aid.



Students practice the knowledge of the target numbers by counting and then coloring the correct box that matches the number. In the latter section of the book, students practice tracing and solving addition problems. The pictures provided help students to analyze the information they are given to solve the problems.



Students wrap up each lesson with a fun song. This helps them practice what they've learned with a motor-skill sticker activity. Teachers can use the special illustration as a focus to review and discuss what the students learned in the lesson. Students use the flashcards to study, play games, and add their favorite word to their word poster.

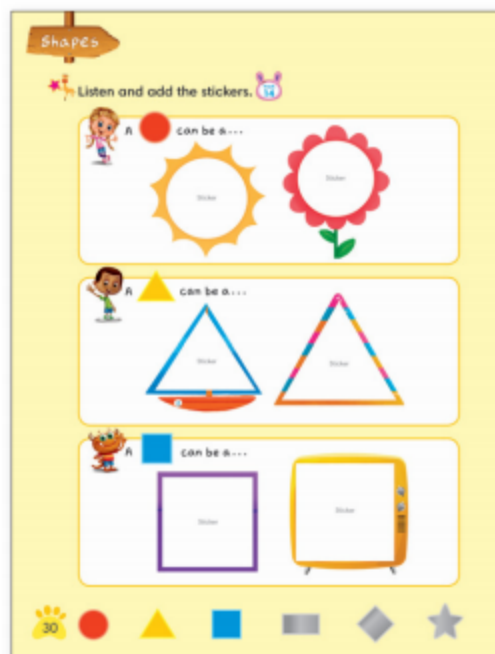




## Review Lessons



Students practice the colors they have learned in each lesson with a creative coloring activity. Students are encouraged to draw and color pictures from their own imagination using specific colors. In the last review lesson of the book, students do a special guided coloring activity.



Students practice listening and reviewing the shapes from the previous three lessons on this page, which has a sticker activity. This page becomes a more complex shape matching and coloring activity later in the book.




Students practice reviewing the shapes they have learned by tracing and coloring them and then finding them in a hidden picture activity. In the latter part of the book, students review shapes by tracing and coloring. Then students learn to complete, repeat, or develop patterns with shapes and colors.








Students practice counting and tracing and then complete a sticker activity to review the numbers they have learned. Later in the book, students practice the addition skills that they have learned by analyzing a problem and matching each picture problem with the correct picture answer.



Students count, match, and color the correct number of pictures with the right numbers. Later in the book, students complete math problems to review the addition they have learned.



Students complete a song and coloring activity which summarizes what they have learned in the previous three lessons in the review lessons throughout the book.





# Meet the Characters

Join the **Compass Club** friends **Anna**, **Louie**, and **Monty** as they go on an exciting educational journey.

Anna, Louie, and Monty . . . the Compass Club!

Hi, I'm Anna!  
I like to study!

Hi, I'm Louie!  
I like to learn!

Hi, I'm Monty!  
I like to play!



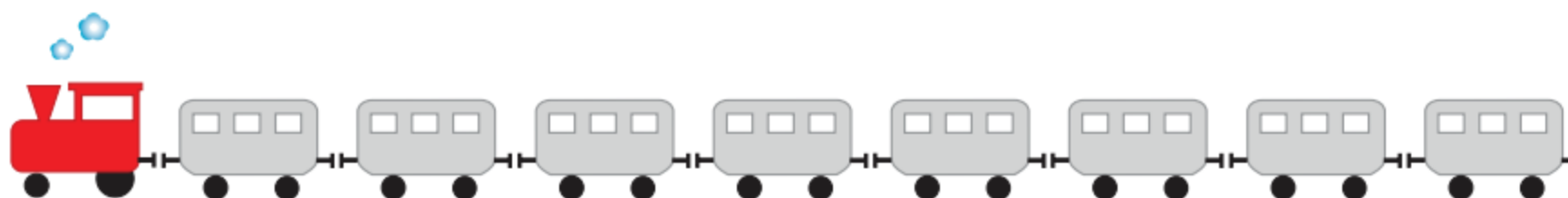




# Lesson 1

## Colors



Color these things **red**.







Listen and add the stickers.



A  can be a...

