

# ABC Adventures

Letters M~Z

Lucas Foster

2



# ABC Adventures

Letters M~Z

Lucas Foster



## Compass Club **ABC Adventures 2**

Written by Lucas Foster

© 2015 Compass Publishing

All rights reserved. No part of this book may be reproduced, stored in a retrieval system, or transmitted in any form by any means, electronic, mechanical, photocopying, recording, or otherwise, without prior permission in writing from the publisher.

Editorial Director: Kate Kim  
Project Manager: Lucas Foster  
Content Editor: Anne Taylor  
Designer: Linda Seong, Ashley Lee

e-mail: [info@compasspub.com](mailto:info@compasspub.com)  
<http://www.compasspub.com>

ISBN: 978-1-61352-746-7

16 15 14 13 12 11 10 9 8 7  
24 23 22 21 20

### Illustrators:

Front cover and characters: Jason Dove

pp. 11, 17, 23 Lucy Neale; 35, 41, 47 Becky Down; 59, 65, 66  
Constanza Basaluzzo; 71 Anthony Lewis; 83, 89, 91, 95, 101  
Marcin Piwowarski; 12, 15, 18, 21, 24, 27, 31 Barbara Bakos;  
39, 42, 45, 51 Kerry Timewell; 60, 63, 69, 72, 75, 79 Melanie  
Florian; 84, 87, 93, 96, 99, 102, 105 Daniela Dogliani; 12,  
18, 24, 31, 33, 36, 42, 48, 55, 57, 60, 66, 72, 79, 81, 84, 90,  
96, 102 Hieram Weintraub

### Photo Credits:

All photos and images © Shutterstock, Inc.

Printed in Korea

 This is made with nontoxic materials.

# ABC Adventures

Letters M~Z

Lucas Foster

2

COMPASS

CLUB



# Table of Contents



## Lesson 1 Mm

[man, map, monkey, moon]  
chant, song, and maze activity



11



## Lesson 2 Nn

[nose, notebook, numbers, nurse]  
chant, song, and sticker activity



17



## Lesson 3 Oo

[octopus, orange, ostrich, owl]  
chant, song, and color-and-match activity



23



## Lesson 4 Mm, Nn, Oo Review

[man, map, monkey, moon, nose, notebook, numbers, nurse, octopus, orange, ostrich, owl]  
song, game, and mini-book activity

29



## Lesson 5 Pp

[panda, pants, piano, play]  
chant, song, and find-the-differences picture activity




35



## Lesson 6 Qq

[queen, question, quiet, quilt]  
chant, song, and sticker activity



41



## Lesson 7 Rr

[rabbit, rain, robot, run]  
chant, song, and maze activity



47



## Lesson 8 Pp, Qq, Rr Review

[panda, pants, piano, play, queen, question, quiet, quilt, rabbit, rain, robot, run]  
song, activity sheet, and mini-book activity

53



## Lesson 9 Ss

[snake, sit, sock, sun]  
chant, song, and maze activity



59



## Lesson 10 Tt

[table, telephone, tiger, two]  
chant, song, and sticker activity



65



## Lesson 11 Uu

[umbrella, umpire, under, up]  
chant, song, and coloring activity



71



## Lesson 12 Ss, Tt, Uu Review

[snake, sit, sock, sun, table, telephone, tiger, two, umbrella, umpire, under, up] song, game, and mini-book activity

77



## Lesson 13 Vv

[van, vase, vine, violin]  
chant, song, and maze activity



83



## Lesson 14 Ww

[watch, water, whale, window]  
chant, song, and sticker activity



89



## Lesson 15 Xx

[box, fox, ox, xylophone]  
chant, song, and coloring activity



95



## Lesson 16 Yy, Zz

[yak, yoyo, zebra, zoo]  
chant, song, and coloring activity



101



# How to Use This Book

*Compass Club ABC Adventures* is an effective, exciting, and fun way for very young English language learners to learn and master the English alphabet. In the Starter book, students develop the fundamental skills necessary for learning the alphabet. In books 1 and 2, students learn the alphabet; they learn the name of each letter, its phonetic sound, how to recognize, write, and say it, and four target words that start with that letter. The series uses carefully chosen and proven theories and development techniques to help students develop, grow, and learn.

## Regular Lessons



Students learn the name, phonetic sound, and four target words for each letter with a fun chant. There are bright, colorful, and original illustrations that go along with each chant. Sound effects in the chant help provide a real-world context to easily teach the target words in an interesting way. At the bottom of the page is a sticker activity that solidifies the students' knowledge of capital and lowercase.

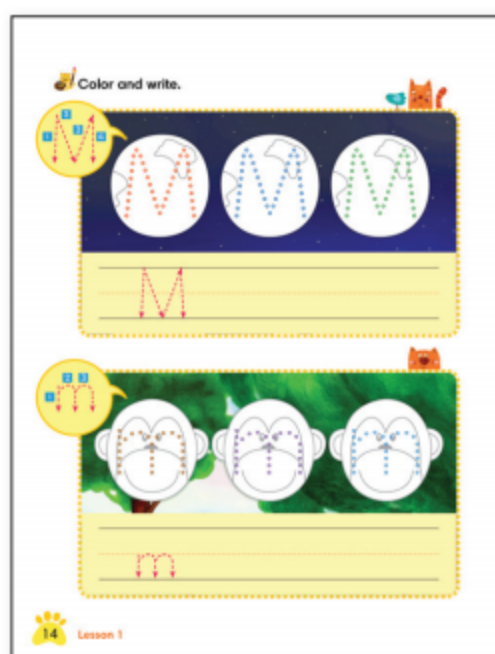


Students listen to audio recordings of the target words with sound effects. They color pictures that show the word and match them to a different picture of the same word.





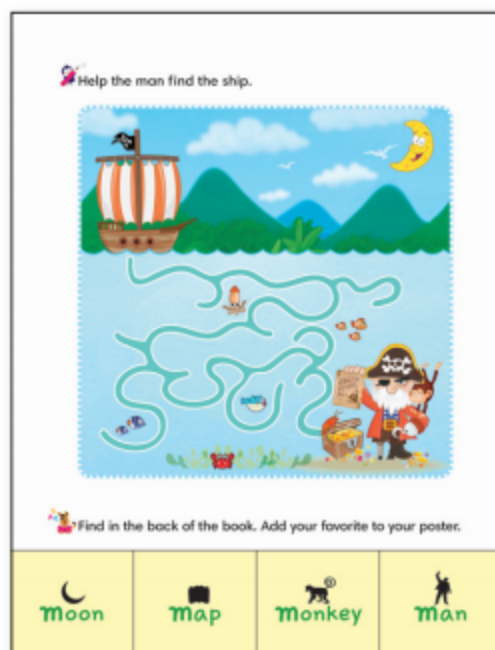
This page helps students accurately learn how different lines and shapes are used to make capital and lowercase letters. Students first learn to see the way certain lines and shapes appear in different letters with a sticker activity. Students then practice making the shapes by tracing them in a picture that gives them context and meaning.



Students are able to see how to write capital and lowercase letters. Students practice writing the letter and coloring background pictures of some of the target words for each letter. Then students practice writing the letter on their own.



Students practice the target words from the lesson in the context of a fun song that is coupled with a sticker activity and an original illustration that goes with each song.



Students build logical reasoning and other cognitive skills by completing a variety of fun activities including: mazes, puzzles, stickers, coloring, and more. Students use the flashcards to study, play games, and customize their learning experience by choosing their favorite card from the lesson and adding it to their word poster.



## Review Lessons



Students practice listening and speaking with the first page of the review lesson, which is a review of the previous three lessons. Students match the capital letter with two target words and then the lowercase letter.




Students practice listening and reviewing the letters from the previous three lessons on this page, which is a listening and circling activity.




Students review target words from the previous three lessons in a fun song that has an accompanying original illustration. Students also complete a coloring activity with each review song.





Students play a review game or complete an activity sheet that has coloring, cutting, and stickers as part of the activity.



Students color and cut to make a review mini-book. The sentences in the book are the same as those in the review song so that students can easily recall the target words and read the book.



# Meet the Characters

Join the **Compass Club** friends **Anna**, **Louie**, and **Monty** as they go on an exciting educational journey.

Anna, Louie, and Monty . . . the Compass Club!

Hi, I'm Anna!  
I like to study!

Hi, I'm Louie!  
I like to learn!

Hi, I'm Monty!  
I like to play!



# Lesson 1

# Mm



Let's chant!



Add the stickers in the boxes.

# Mm Mm

Sticker


Sticker



Listen, point, and say.



Mm



Color and match.

