



NATIONAL  
GEOGRAPHIC  
LEARNING

# Reach

HIGHER

WELCOME

**ON THE COVER**

---

Forest Tower allows visitors to observe the treetops in Gissfeld Kloster's forest, Denmark. ©Orsolya Haarberg/National Geographic Image Collection

**WELCOME**

# Reach

## HIGHER

**Program Advisors**

Laura Alvarez

Sylvia Linan-Thompson



National Geographic Learning,  
a Cengage Company

**Reach Higher Welcome Student's Book, 1st Edition**  
**Program Advisors: Laura Alvarez,**  
**Sylvia Linan-Thompson**

Publisher: Janine Boylan

Executive Editor: Honor Teoudoussia

Editorial Development: Jump Start Press

Senior Development Editor: Christen L. Savage

Director of Global Marketing: Ian Martin

Heads of Regional Marketing:

Charlotte Ellis (Europe, Middle East and Africa)

Justin Kaley (Asia)

Irina Pereyra (Latin America)

Joy MacFarland (US and Canada)

Marketing Operations Coordinator:

David Sandberg

Content Project Manager: Samantha Bertschmann

Media Researcher: Jeffrey Millies

Senior Designer: Heather Marshall

Operations Support: Hayley Chwazik-Gee

Manufacturing Planner: Dalia Herrera

Composition: MPS Limited

© 2026 Cengage Learning, Inc.

WCN: 02-300

ALL RIGHTS RESERVED. No part of this work covered by the copyright herein may be reproduced or distributed in any form or by any means, except as permitted by U.S. copyright law, without the prior written permission of the copyright owner.

"National Geographic", "National Geographic Society" and the Yellow Border Design are registered trademarks of the National Geographic Society  
© Marcas Registradas

For permission to use material from this text or product,  
submit all requests online at [cengage.com/permissions](https://cengage.com/permissions)  
Further permissions questions can be emailed to  
[permissionrequest@cengage.com](mailto:permissionrequest@cengage.com)

Student Edition:

ISBN: 979-8-214-45413-9

Student Edition with the Spark platform:

ISBN: 979-8-214-45730-7

**National Geographic Learning**

5191 Natorp Blvd, Mason, OH 45040, USA

Locate your local office at [ELTNGL.com/contact](https://eltngl.com/contact)

Visit National Geographic Learning online at [ELTNGL.com](https://eltngl.com)

Visit our corporate website at [www.cengage.com](https://www.cengage.com)

# Contents at a Glance

<b>Welcome!</b> .....		2
<b>1</b> Who are you? .....	informational	6
<b>2</b> Where are you? .....	explanatory	28
<b>3</b> What do you do in school? .....	personal narrative	50
<b>4</b> What do you like to do? .....	persuasive	72
<b>5</b> What do you like to eat?.....	informational	94
<b>6</b> How do you feel?.....	explanatory	126
<b>7</b> What did you do when the weather changed?...	narrative	158
<b>8</b> How can you improve our community? .....	persuasive	190

<b>Focus on Math</b> .....	26, 49, 92, 156, 221
<b>Focus on Social Studies</b> .....	27, 71, 124, 188, 220
<b>Focus on Science</b> .....	48, 70, 93, 125, 157, 189

<b>Placement 1</b> Phonics Lessons 1–9 .....	222–239
<b>Placement 2</b> Phonics Lessons 10–19 .....	240–259
<b>Placement 3</b> Phonics Lessons 20–30 .....	260–281
<b>Placement 4</b> Phonics Lessons 31–43 .....	282–307

# Table of Contents

## Welcome!

Learn New Words . . . . .	2
<i>backpack, board, book, chair, desk, folder, laptop, notebook, paper, pen, pencil, table</i>	
Learn New Words . . . . .	4
<i>bathroom, cafeteria, gym, library, nurse's office, office</i>	
Learn New Words . . . . .	5
<i>act, check, group work, listen, partner work, point, read, repeat, say, watch, write</i>	

## UNIT 1 Who are you?

### **PART 1 I can meet new people.**

Learn New Words 1 . . . . .	6
<i>Bye!, Goodbye!, Hello!, Hi!</i>	
Make Introductions . . . . .	7
Learn New Words 2 . . . . .	9
<i>1 one, 2 two, 3 three, 4 four, 5 five, 6 six, 7 seven, 8 eight, 9 nine, 10 ten, 11 eleven, 12 twelve, 13 thirteen, 14 fourteen, 15 fifteen</i>	
Give Information . . . . .	10

### **PART 2 I can tell what I like.**

Learn New Words 3 . . . . .	13
<i>animals, draw, parties, play games, sports, watch movies</i>	
Express Likes . . . . .	14
Learn New Words 4 . . . . .	16
<i>help, learn, student, teacher, walk, work</i>	
Read an Informational Text . . . . .	17
☐ <b>Koki Mookodi</b>	
Identify Details . . . . .	20

### **PART 3 I can introduce myself.**

Learn New Words 5 . . . . .	22
<i>dance, paint, play outside, run, sing, watch videos</i>	
Write an Informational Text . . . . .	23
▶ <b>Unit Wrap Up</b> . . . . .	<b>25</b>
▶ <b>Focus on MATH</b>	
I can read and understand math problems. . . . .	<b>26</b>
<i>add, divide, divided by, equals, minus, multiply, plus, subtract, times</i>	
▶ <b>Focus on SOCIAL STUDIES</b>	
I can read a map. . . . .	<b>27</b>
<i>capital, city, country, desert, key, map, mountains, ocean, river, state</i>	

## UNIT 2 Where are you?

### **PART 1** I can describe where something is.

Learn New Words 1 . . . . .	28
<i>eraser, glue stick, highlighter, marker, pencil sharpener, ruler</i>	
Ask Questions . . . . .	29
Learn New Words 2 . . . . .	31
<i>bookshelf, in, next to, locker, on, under</i>	
Tell Location. . . . .	32

### **PART 2** I can describe where someone is.

Learn New Words 3 . . . . .	35
<i>at the bus stop, in the classroom, media specialist, nurse, on the playground, principal</i>	
Tell Location. . . . .	36
Learn New Words 4 . . . . .	38
<i>entrance, go straight, music room, on the left, on the right, turn left, turn right</i>	
Read an Explanatory Text . . . . .	39
<b>Welcome to Our School!</b>	
Use Images and Text . . . . .	42

### **PART 3** I can give directions.

Learn New Words 5 . . . . .	44
<i>go down the stairs, go up the stairs, hallway, music teacher, parking lot, water fountain</i>	
Write an Explanatory Text . . . . .	45
▶ <b>Unit Wrap Up</b> . . . . .	<b>47</b>
▶ <b>Focus on SCIENCE</b>	
I can describe colors and shapes. . . . .	<b>48</b>
<i>black, blue, circle, colors, green, orange, purple, red, shapes, square, triangle, white, yellow</i>	
▶ <b>Focus on MATH</b>	
I can read numbers up to 100. . . . .	<b>49</b>
<i>16 sixteen, 17 seventeen, 18 eighteen, 19 nineteen, 20 twenty, 30 thirty, 40 forty, 50 fifty, 60 sixty, 70 seventy, 80 eighty, 90 ninety, 100 one hundred</i>	

## UNIT 3 What do you do in school?

### **PART 1 I can describe my daily routines.**

Learn New Words 1 . . . . .	50
<i>go to lunch, go to recess, have a snack, have quiet time, pack up, take a break</i>	
Describe Actions . . . . .	51
Learn New Words 2 . . . . .	53
<i>day, days of the week, every day, Sunday, Monday, Tuesday, Wednesday, Thursday, Friday, Saturday</i>	
Describe Routines . . . . .	54

### **PART 2 I can ask and answer questions about my routines.**

Learn New Words 3 . . . . .	57
<i>ten o'clock (10:00), ten fifteen (10:15), ten thirty (10:30), ten forty-five (10:45), in the afternoon, in the morning</i>	
Ask and Answer Questions . . . . .	58
Learn New Words 4 . . . . .	60
<i>brush my teeth, clean, exercise, go to bed, start my day, wash</i>	
Read a Personal Narrative . . . . .	61
▢ <b>My Day in Space</b>	
Determine Sequence of Events . . . . .	64

### **PART 3 I can describe my school routines.**

Learn New Words 5 . . . . .	66
<i>math, reading, say hi to the teacher, science, social studies, take the bus to school</i>	
Write a Personal Narrative . . . . .	67
▶ <b>Unit Wrap Up</b> . . . . .	<b>69</b>
▶ <b>Focus on SCIENCE</b>	
I can describe the scientific process. . . . .	<b>70</b>
<i>ask a question, predict results, do an experiment, observe, record data, draw a conclusion</i>	
▶ <b>Focus on SOCIAL STUDIES</b>	
I can understand a calendar. . . . .	<b>71</b>
<i>calendar, month, today, week, year, January, February, March, April, May, June, July, August, September, October, November, December</i>	

## UNIT 4 What do you like to do?

### **PART 1 I can ask and answer questions about my interests.**

Learn New Words 1 . . . . .	72
<i>cook, go to the park, make videos, play soccer, play with a pet, ride a bike</i>	
Ask and Answer Questions . . . . .	73
Learn New Words 2 . . . . .	75
<i>favorite, food, music, song, subject, video game</i>	
Express Opinions . . . . .	76

### **PART 2 I can give advice.**

Learn New Words 3 . . . . .	79
<i>jump rope, participate in the science fair, play basketball, play hopscotch, play kickball, visit the library</i>	
Give Advice . . . . .	80
Learn New Words 4 . . . . .	82
<i>compete in a game, have fun, learn something new, make new friends, play netball, spend time with friends</i>	
Read a Persuasive Text . . . . .	83
<b>What Should You Do at Recess?</b>	
Identify Opinions and Reasons . . . . .	86

### **PART 3 I can persuade my classmates.**

Learn New Words 5 . . . . .	88
<i>draw with sidewalk chalk, play on the playground, take care of plants, take turns, talk to friends, visit the school garden</i>	
Write a Persuasive Text . . . . .	89
▶ <b>Unit Wrap Up</b> . . . . .	91
▶ <b>Focus on MATH</b>	
I can describe a graph or chart. . . . .	92
<i>bar, bar graph, percentage, pie chart, title, x axis, y axis</i>	
▶ <b>Focus on SCIENCE</b>	
I can classify living and nonliving. . . . .	93
<i>bird, fish, insect, living, mammal, mountain, nonliving, ocean, reptile, river, rock, water</i>	

## UNIT 5 What do you like to eat?

### **PART 1 I can ask and answer questions about food.**

Learn New Words 1 . . . . .	94
<i>bread, cereal, cheese, juice, milk, yogurt</i>	
Make a Request . . . . .	95
Learn New Words 2 . . . . .	97
<i>apple, banana, broccoli, burger, carrot, fruits, green beans, orange, sandwich, slice of pizza, strawberry, taco, vegetables</i>	
Give Information . . . . .	98

### **PART 2 I can make comparisons about data.**

Learn New Words 3 . . . . .	101
<i>beef, chicken, dairy, fish, french fries, grains, meat, popular, rice, salad, tomato</i>	
Make Comparisons . . . . .	102
Learn New Words 4 . . . . .	104
<i>common, compare, corn, different, few, grapes, lettuce, many, same, watermelon</i>	
Read an Informational Text . . . . .	105
<b>Lunch Around the World</b>	
Use Images and Text . . . . .	108

### **PART 3 I can make comparisons about data.**

Learn New Words 5 . . . . .	110
<i>candy, chips, cupcake, delicious, eggs, nutritious</i>	
Make Comparisons . . . . .	111
Learn New Words 6 . . . . .	113
<i>body, carbohydrates, choice, fats, healthy, protein</i>	
Read an Informational Text . . . . .	114
<b>Healthy and Nutritious!</b>	
Summarize . . . . .	118

### **PART 4 I can interpret and describe data.**

Learn New Words 7 . . . . .	120
<i>burrito, chili, hot dog, meatloaf, soup, spaghetti and meatballs</i>	
Write an Informational Text . . . . .	121
▶ <b>Unit Wrap Up</b> . . . . .	<b>123</b>
▶ <b>Focus on SOCIAL STUDIES</b>	
I can describe the roles of people in my community. . . . .	<b>124</b>
<i>citizens, laws, mayor, police officers, protect, safe, vote</i>	
▶ <b>Focus on SCIENCE</b>	
I can name the parts of the body. . . . .	<b>125</b>
<i>arm, body, chest, ear, eye, finger, foot, hand, head, leg, mouth, nose, toe</i>	

## UNIT 6 How do you feel?

### **PART 1 I can explain how I feel.**

Learn New Words 1 . . . . .	126
<i>feel, hurt, sick, stomach, throat, tooth</i>	
Express How You Feel . . . . .	127
Learn New Words 2 . . . . .	129
<i>cut, earache, headache, sore throat, stomachache, toothache</i>	
Give an Explanation . . . . .	130

### **PART 2 I can take care of myself.**

Learn New Words 3 . . . . .	133
<i>call home, drink some water, get a bandage, get a cough drop, get some ice, rest</i>	
Give an Explanation . . . . .	134
Learn New Words 4 . . . . .	136
<i>cough, cover your mouth, dentist, doctor, sneeze, wash your hands</i>	
Read an Explanatory Text . . . . .	137
<b>How to Take Care of Yourself</b>	
Identify Cause and Effect . . . . .	140

### **PART 3 I can give reasons for my feelings.**

Learn New Words 5 . . . . .	142
<i>angry, excited, happy, nervous, proud, sad</i>	
Give Reasons . . . . .	143
Learn New Words 6 . . . . .	145
<i>confident, cope, fascinated, prepared, scared, visualize</i>	
Read an Explanatory Text . . . . .	146
<b>How Explorers Cope with Their Feelings</b>	
Ask Questions . . . . .	150

### **PART 4 I can explain the steps to take care of myself.**

Learn New Words 7 . . . . .	152
<i>ask an adult for advice, count to ten, take a walk, take deep breaths, talk to a counselor, talk to a friend</i>	
Write an Explanatory Text . . . . .	153
▶ <b>Unit Wrap Up</b> . . . . .	155
▶ <b>Focus on MATH</b>	
I can measure objects. . . . .	156
<i>centimeters, feet, foot, height, inches, length, measure, meter, objects, width</i>	
▶ <b>Focus on SCIENCE</b>	
I can read a thermometer. . . . .	157
<i>Celsius, cold, cool, degrees, Fahrenheit, hot, temperature, thermometer, warm</i>	

## UNIT 7 What did you do when the weather changed?

### **PART 1 I can describe the weather.**

Learn New Words 1 . . . . .	158
<i>cloud, cloudy, fog, foggy, rain, rainy, snow, snowy, sun, sunny, wind, windy</i>	
Describe Weather . . . . .	159
Learn New Words 2 . . . . .	161
<i>flood, hailstone, hailstorm, hurricane, lightning, snowstorm, thunderstorm, tornado</i>	
Describe Weather in the Past . . . . .	162

### **PART 2 I can describe things I did at school.**

Learn New Words 3 . . . . .	165
<i>clean out my desk, decorate the bulletin board, play cards, stay inside, study, talk to my friends</i>	
Describe Activities . . . . .	166
Learn New Words 4 . . . . .	168
<i>boots, clothes, coat, gloves, hat, laugh, lost and found, rain boots, raincoat, smile, sunglasses, sweatshirt, umbrella, wear</i>	
Read a Narrative . . . . .	169
<b>Lost and Found</b>	
Identify Elements of Fiction . . . . .	172

### **PART 3 I can describe things I did at home.**

Learn New Words 5 . . . . .	174
<i>do my homework, go outside, make a craft, put together a puzzle, see my friends, take care of my pet</i>	
Describe Activities . . . . .	175
Learn New Words 6 . . . . .	177
<i>blizzard, have a snowball fight, make hot cocoa, make a snow fort, mother, ride sleds</i>	
Read a Narrative . . . . .	178
<b>The Blizzard</b>	
Visualize . . . . .	182

### **PART 4 I can tell a story about the past.**

Learn New Words 7 . . . . .	184
<i>icy, large, look up on the computer, loud, search for, size, small, softball</i>	
Write a Narrative . . . . .	185
▶ <b>Unit Wrap Up</b> . . . . .	<b>187</b>
▶ <b>Focus on SOCIAL STUDIES</b>	
I can understand dates on a timeline. . . . .	<b>188</b>
<i>date, event, timeline, year</i>	
▶ <b>Focus on SCIENCE</b>	
I can describe seasons. . . . .	<b>189</b>
<i>dry season, fall, seasons, spring, summer, wet season, winter</i>	

## Unit 8 How can you improve our community?

### **PART 1 I can describe my ideas.**

Learn New Words 1 . . . . .	190
<i>build, clean up, fix, grow, reduce, start</i>	
Express Wants . . . . .	191
Learn New Words 2 . . . . .	193
<i>helpful, necessary, new, old, urgent, useful</i>	
Support Opinions . . . . .	194

### **PART 2 I can explain a plan.**

Learn New Words 3 . . . . .	197
<i>buy, dig, pick up, plant, raise money, recycle</i>	
Explain a Plan . . . . .	198
Learn New Words 4 . . . . .	200
<i>agree, disagree, lawmakers, nature, people, prevent, story</i>	
Read a Persuasive Text . . . . .	201
<b>□ We Need to Protect Our River!</b>	
Make Connections . . . . .	204

### **PART 3 I can persuade people.**

Learn New Words 5 . . . . .	206
<i>call your local leader, donate, sign a petition, support, volunteer, write a letter</i>	
Make a Suggestion . . . . .	207
Learn New Words 6 . . . . .	209
<i>ban, beach clean-up, harmful, reusable, single-use plastic, take action</i>	
Read a Persuasive Text . . . . .	210
<b>□ Say Bye to Single-Use Plastic</b>	
Identify Opinions and Reasons . . . . .	214

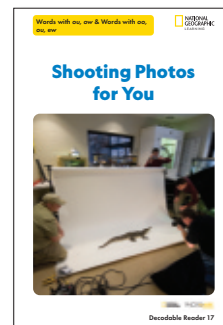

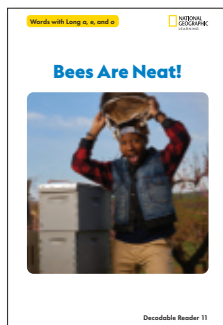

### **PART 4 I can write a persuasive letter.**

Learn New Words 7 . . . . .	216
<i>broken, dangerous, equipment, fundraiser, install, refill</i>	
Write a Persuasive Text . . . . .	217
▶ <b>Unit Wrap Up</b> . . . . .	<b>219</b>
▶ <b>Focus on SOCIAL STUDIES</b>	
I can describe the economy . . . . .	<b>220</b>
<i>buy, customers economy, goods, needs, sell, wants</i>	
▶ <b>Focus on MATH</b>	
I can solve word problems . . . . .	<b>221</b>
<i>dollars, how many, how much, save, spend, solve</i>	

# Phonics Table of Contents

	Phonics Skill	High Frequency Words	Page number	Decodable Reader on Spark
<b>PLACEMENT 1</b>				
Lesson 1	Letters <i>Mm, Tt, Aa</i>	a	222	<b>1</b> A Mat, a Hat, a Map
Lesson 2	Letters <i>Hh, Ss, Pp</i>	has	224	
Lesson 3	Letters <i>Bb, Nn, Ii</i>	is	226	<b>2</b> A Hit
Lesson 4	Letters <i>Ll, Rr, Ff</i>	that	228	
Lesson 5	Letters <i>Cc, Dd, Oo</i>	for	230	<b>3</b> Fun Caps
Lesson 6	Letters <i>Gg, Yy, Uu</i>	you	232	
Lesson 7	Letters <i>Ww, Jj, Ee</i>	the	234	<b>4</b> The Vet
Lesson 8	Letters <i>Vv, Kk</i>	have	236	
Lesson 9	Letters <i>Qu/qu, Xx, Zz</i>	are	238	
<b>PLACEMENT 2</b>				
Lesson 10	Digraphs <i>ch, tch</i>	live	240	<b>5</b> Max Has Hens
Lesson 11	Digraph <i>ck</i>	go, look	242	<b>6</b> Go Catch a Fish
Lesson 12	Digraphs <i>sh, th</i>	your, they	244	
Lesson 13	Blends	to, all	246	<b>7</b> To Work with Chimps
Lesson 14	Multisyllabic Words	work, one	248	
Lesson 15	Long Vowels <i>a, e, i, o, u</i>	what, buy	250	<b>8</b> We Sell Crops
Lesson 16	Multisyllabic Words	cold, warm	252	
Lesson 17	Digraphs <i>wh, ng, ph</i>	was, walk	254	<b>9</b> The Gong Rock Song
Lesson 18	Long Vowels	there, together	256	
Lesson 19	Multisyllabic Words	water, again	258	

## Sample Decodable Readers



	Phonics Skill	High Frequency Words	Page number	Decodable Reader on Spark
<b>PLACEMENT 3</b>				
Lesson 20	Plurals	very, today	260	<b>10</b> Mike and Steve
Lesson 21	Long a	about, good	262	<b>11</b> Bees Are Neat!
Lesson 22	Long e and o	found, would	264	
Lesson 23	Multisyllabic Words	of, because	266	<b>12</b> Snow Huts at Sunset
Lesson 24	Verbs with -ed	new, come	268	
Lesson 25	Long i	carry, could	270	<b>13</b> Fruit from a Tree
Lesson 26	Long u	people, from	272	
Lesson 27	Vowels with r: ar, or, ore	how, know	274	<b>14</b> Art in the Amazon
Lesson 28	Vowels with r: er, ir, ur	after, soon	276	
Lesson 29	Vowels with r: air, ear, ear, eer	said, laugh	278	<b>15</b> The Haircut
Lesson 30	Syllables	old, wash	280	
<b>PLACEMENT 4</b>				
Lesson 31	Words with y	do, done	282	<b>16</b> I Help My Family
Lesson 32	Words with oi, oy	hold, give	284	
Lesson 33	Words with ou, ow	some, want	286	<b>17</b> Shooting Photos for You
Lesson 34	Words with oo, ou, ew	does, put	288	
Lesson 35	Words with au, aw, al_, all	four, eight	290	<b>18</b> The Rocket Launch
Lesson 36	Words with Hard and Soft c and g	two, around	292	
Lesson 37	Words with oo	their, into	294	<b>19</b> Into the Woods
Lesson 38	Words with kn, gn, wr, mb	were, goes	296	
Lesson 39	Words with schwa	other, many	298	<b>20</b> Black and White Animals
Lesson 40	Suffixes -ly, -y	any, little	300	
Lesson 41	Suffixes -less, -ful; Prefixes un-, re-	once, pretty	302	<b>21</b> Circus School
Lesson 42	Syllables with Consonant -le	who, school	304	
Lesson 43	Vowel Team Syllables	been, where	306	<b>22</b> Rocks from Outer Space

# Welcome!



Listen.




Repeat.



pencil



pen



paper



notebook



folder



book



laptop



backpack



desk



chair



table



board

# Welcome!

Listen. Repeat.



bathroom



cafeteria



library



gym



office



nurse's office



Listen.



Say. Repeat.



Write.



Watch.



Point.



Read.



Check.



Act.



Partner work



Group work

# UNIT 1 Who are you?

PART  
1

I can meet new people.

## Learn New Words 1

Listen. Repeat.



Hi!

Hello!



Bye!

Goodbye!

# Make Introductions

 Watch.  Check.



Hi! ✓



Hello!



What's your name?



I am Eric. What's your name?



My name is Sara. This is Manuel.



Nice to meet you.



Nice to meet you, too.



Bye!



Goodbye!

## Grammar



I



you

 Watch again.  Repeat.

 Practice with a group of three. Use your own names.



▲ Missoula, Montana, USA

## Practice 1

👂 Listen. 🎤 Sing.

tune: Frère Jacques

Hi. Hello. Hi. Hello.

What's your name? What's your name?

Hi, my name is Sara. Nice to meet you, Sara.

Bye! Goodbye! Bye! Goodbye!

🎤 Sing the song with new names.

✍️ What's your name? Write.

Example: *My name is Teri.*

## Learn New Words 2

Listen. Repeat.



1 one



2 two



3 three



4 four



5 five



6 six



7 seven




8 eight



9 nine



10 ten



11 eleven



12 twelve



13 thirteen



14 fourteen



15 fifteen

## Give Information

 Watch.  Check.



I am Ana. ✓  
I speak Spanish.  
I live in Texas.  
I'm from Mexico.  
I am 10 years old.



I'm 9 years old.



I am 11 years old.




I'm 8 years old.

 Watch again.  Repeat.

 Practice with a partner. Use your own words.

### Grammar



I am Didi.

I'm Didi.

## Practice 2




Write information.




Example: I speak Spanish. I'm  
11 years old. I am from Mexico.



1. I \_\_\_\_\_ Chinese. \_\_\_\_\_ am  
10 \_\_\_\_\_ old. I \_\_\_\_\_  
from China.



2. \_\_\_\_\_ speak Vietnamese.  
I \_\_\_\_\_ 11 years \_\_\_\_\_ .  
I \_\_\_\_\_ \_\_\_\_\_ Vietnam.



3. I \_\_\_\_\_ .  
I'm \_\_\_\_\_ \_\_\_\_\_ old.  
\_\_\_\_\_ \_\_\_\_\_ from  
\_\_\_\_\_ .






Listen. Check your work.

# Review 1

 Write.

Hi! I am \_\_\_\_\_. I am \_\_\_\_ years old. Goodbye!  
 I speak \_\_\_\_\_. Hello! My name is \_\_\_\_\_. This is \_\_\_\_\_.  
 Bye! I live in \_\_\_\_\_. I'm from \_\_\_\_\_.

Greetings		Hi!
Goodbyes		
Name		
Years		
Language		
Place		

 What do they say? Act.



## Learn New Words 3

Listen. Repeat.



sports



parties



animals



draw



play games



watch movies

## Express Likes

 Watch.  Check.



I like sports.



I like sports, too.



I like books.



Me, too. I like to read.



I like to read, too.



I like animals.



I like to draw.



I like to draw animals!

### Grammar



**I like** animals.



**I like to** read.

 Watch again.  Repeat.

 Practice with a partner. Use your own words.

### Practice 3

» Listen. Write the number.



» Work with a partner.

Example: Student 1: » Say. *I like movies.*

Student 2: » Point.

» What do you like? Write.

Example: *I like to play games.*

1. I like to \_\_\_\_\_.

2. I like \_\_\_\_\_.

3. I \_\_\_\_\_.

4. \_\_\_\_\_.

# Learn New Words 4

Listen. Repeat.



help



walk



learn



work



teacher

student

## Read an Informational Text

Listen. Read.




# Koki Mookodi



**My name is** Koki Mookodi.  
**I live in** the Okavango Delta.  
**I like** the Delta. I want  
**students** to like  
the Delta, too.



**I speak** English and Setswana.  
**I like to help teachers.** We talk.  
We **speak** Setswana.





I **help** teachers. We **walk** in the Delta.  
We **work**. We **learn**.  
We **like** the Delta.



**Teachers help students.**  
They talk. They **speak** Setswana.  
They **work**. They **learn**.



**Students write.** They **draw.**

They **like** the Delta, too.