

VOICES

WORKBOOK



LINDSAY CLANDFIELD

ON THE COVER

Ko Hyojoo is a popular South Korean longboarder. Her style is special because she dances at the same time. Hyojoo started longboarding in 2014 because she wanted a new hobby.

© Lacey/Trunk Archive

VOICES

LINDSAY CLANDFIELD



National Geographic Learning,
a Cengage Company

Voices Workbook 2, 1st Edition
Lindsay Clandfield

Publisher: Andrew Robinson

Managing Editor: Derek Mackrell

Development Editor: Yvonne Tan

Director of Global Marketing: Ian Martin

Heads of Regional Marketing:

Charlotte Ellis (Europe, Middle East and Africa)

Irina Pereyra (Latin America)

Justin Kaley (Asia)

Joy MacFarland (US and Canada)

Product Marketing Manager: Caitlin Thomas

Production Manager: Daisy Sosa

Media Researcher: Leila Hishmeh

Art Director: Brenda Carmichael

Operations Support: Hayley Chwazik-Gee

Manufacturing Manager: Mary Beth Hennebury

Audio Producer: NY Audio

Composition: Composure

© 2023 Cengage Learning, Inc.

ALL RIGHTS RESERVED. No part of this work covered by the copyright herein may be reproduced or distributed in any form or by any means, except as permitted by U.S. copyright law, without the prior written permission of the copyright owner.

“National Geographic”, “National Geographic Society” and the Yellow Border Design are registered trademarks of the National Geographic Society
© Marcas Registradas

For permission to use material from this text or product,
submit all requests online at cengage.com/permissions
Further permissions questions can be emailed to
permissionrequest@cengage.com

Workbook:

ISBN: 978-0-357-44424-5

National Geographic Learning

200 Pier 4 Boulevard
Boston, MA 02210
USA

Locate your local office at international.cengage.com/region

Visit National Geographic Learning online at ELTNGL.com

Visit our corporate website at www.cengage.com

Contents

1	Who am I?	4
2	People in my life	10
1&2	Review 1	16
3	Free time	18
4	Homes	24
3&4	Review 2	30
5	Then and now	32
6	People and places	38
5&6	Review 3	44
7	Things	46
8	Stories	52
7&8	Review 4	58
9	Getting around	60
10	Skills and experiences	66
9&10	Review 5	72
11	Extremes	74
12	The future	80
11&12	Review 6	86
	Audioscripts	88
	Irregular verbs	97
	Pronunciation chart	98

1

Who am I?

Reading

1 Look at the title and the photos in the article on page 5. Check (✓) the jobs you think the article might be about.

- 1 actor
- 2 nurse
- 3 tour guide
- 4 office worker
- 5 engineer
- 6 sales clerk
- 7 farmer

2 Now read the article. Match the jobs (1–7) from Exercise 1 with the people in the article (A–E). There are two jobs you do not need.

- A Jeff _____
- B Leo _____
- C Li _____
- D Bupe and Alice _____
- E Marcia _____

3 Read the article again. Complete these sentences with the correct name(s) from the article.

- 1 _____ work with tourists.
- 2 _____ works for a big company.
- 3 _____ is a student and works part-time.
- 4 _____ acts in TV shows.
- 5 _____ works at night.

4 Find three opinions in the article. Write them below.

- 1 _____
- 2 _____
- 3 _____

Look at the Learning to Learn box. Then do the task.

LEARNING TO LEARN: READING

Reading in your free time

It's a good idea to read in English in your free time. Reading helps you to:

- learn new vocabulary.
- practice reading skills.
- review and learn grammar.


It's important to read texts that are the right level for you. There are books called "Graded Readers." These are simple stories, and they are good for reading practice.

Find a graded reader. Follow these steps.

- 1 Search online with these words:
 - "graded readers + ELT + A2"
 - "graded readers + ELT + elementary"
- 2 Choose one graded reader that is interesting to you.
- 3 Try to read for 10 minutes every day. Make a note of any new words or expressions.

Service work around the world

Today, almost 50 percent of jobs are service jobs. What are these jobs like? We asked five different people in five different service jobs from five different continents.



A

I'm a student, but I have a part-time job. I work in a sports store in a mall. I sell sports and fitness clothing. It's a great job.
Jeff, U.S.A.



B

I work in a theater. I act and sing in plays. I also do advertisements and some television shows. It isn't easy.
Leo, France



C

I work for a cell phone company. It's a big company. I am in the customer service department. My job is fun. I work in the office. I answer the phone all day.
Li, China



E

I work in a hospital. I work with doctors. My husband works during the day, and I work at night.
Marcia, Chile




D

We work in the tourism industry. We show tourists around our city and organize trips for them.
Bupe and Alice, Zambia



Pronunciation

Saying /tʃ/ and /dʒ/

1  1.1 Listen and circle the correct sound for the underlined letters.

- 1 job /tʃ/ /dʒ/
- 2 engineer /tʃ/ /dʒ/
- 3 teacher /tʃ/ /dʒ/
- 4 watch /tʃ/ /dʒ/
- 5 picture /tʃ/ /dʒ/
- 6 college /tʃ/ /dʒ/
- 7 child /tʃ/ /dʒ/
- 8 language /tʃ/ /dʒ/

2  1.1 Listen again and repeat.

Grammar

Simple present *be*

1 Circle the correct option to complete the sentences.

- 1 They 're / 's from Russia.
- 2 Tracy aren't / isn't from Brazil.
- 3 We 're / 's from Italy.
- 4 He 're / 's from China.
- 5 I 're / 'm from the U.S.A.
- 6 Guang and Adnan isn't / aren't from Mexico.
- 7 I 'm not / isn't from Portugal.
- 8 These movies are / am from the Netherlands.

2 Complete the conversations with the correct form of *be*. Use contractions where possible.

- 1 A: Good morning, Maria. My name
1 _____ (+) Jacques.
B: Nice to meet you. But my name
2 _____ (-) Maria. It 3 _____ (+)
Paula.
A: Oh, I 4 _____ (+) sorry!
- 2 A: Excuse me, that room 5 _____ (-) for
students. It 6 _____ (+) for teachers.
B: But we 7 _____ (-) students.
We 8 _____ (+) teachers.
A: Oh, OK!

3 Write two sentences with the information given. Use contractions where possible.

- 1 Mark / not from the U.S. He / from Canada.
Mark isn't from the U.S. He's from
Canada.
- 2 It / not a store. It / a café.

- 3 I / not an artist. I / an engineer.

- 4 Rachel and Michael / students. They / not
teachers.

- 5 Burcu / not from Russia. She / from Turkey.

- 6 We / not interested in soccer. We / interested
in basketball.

Grammar

Articles *an* and *a*

1 Complete the jobs with *an* or *a*.

- 1 _____ teacher 4 _____ student
2 _____ office worker 5 _____ artist
3 _____ engineer 6 _____ writer

2 Circle the correct options to complete the description of Javier.

My friend Javier is ¹a / *an* interesting person. He's from ²a / *an* small town in Chile, but he now lives in New York City. Javier is ³a / *an* waiter. He works in ⁴a / *an* big restaurant in the city. But Javier is also ⁵a / *an* actor and ⁶a / *an* dancer.

Vocabulary

Countries and nationalities

1 Circle 11 nationalities in the word cloud.


Emirati Portugal
Saudi America Spain French
Mexico Mexico China
France
Russia Czech Russian British
American UAE Japanese Omani
Dutch Japan Italy Netherlands

2 Complete the paragraph with the correct nationalities.

I live in a part of town with different kinds of restaurants. There's an ¹_____ (UAE) restaurant on the corner, between a ²_____ (Mexico) restaurant and a ³_____ (Brazil) restaurant. The people in my area are also very multicultural. A ⁴_____ (Russia) family lives downstairs from me, next to a ⁵_____ (Turkey) family. My family is very multicultural too—my mother is ⁶_____ (Spain), and my father is ⁷_____ (China)!

Pronunciation


Saying /tʃ/ and /ʃ/

1  1.2 Listen and circle the word with the different sound in each set.

- 1 shoe China Czech
2 Dutch dish Spanish
3 Russia nationality teacher
4 French fish sandwich

2  1.2 Listen again and repeat.

Listening

1  1.3 Listen to four short conversations. Where are the speakers? Number the places below in the correct order (1–4).

- a _____ at an office party
b _____ in a restaurant
c _____ in a person's home
d _____ on a guided tour

2 Look at the questions below. Match the questions (1–4) with the type of information you need to listen for (a–d).


Conversation 1: How is the woman's family name spelled?

Conversation 2: When is lunch?

Conversation 3: What does Mr. Carter do?

Conversation 4: Where is Pedro from?

- a a time _____ c a place _____
b a job _____ d letters _____

3  1.3 Now listen again and answer the questions (1–4) from Exercise 2.

- 1 _____ 3 _____
2 _____ 4 _____

Grammar

Questions with *be*

1 Match the questions (1–6) with the answers (a–f).

- 1 Is your name Elena? Yes, _____
- 2 Are you from Chile? No, _____
- 3 Is he Japanese? Yes, _____
- 4 Are they students? No, _____
- 5 Is she German? No, _____
- 6 Are they Turkish? Yes, _____

- | | |
|----------------|--------------|
| a they are. | d he is. |
| b I'm not. | e it is. |
| c they aren't. | f she isn't. |

2 Complete the conversation with the correct form of *be*. Use contractions where possible.



- A: This ¹ _____ a nice photo.
² _____ this woman your sister?
- B: Yes. Her name ³ _____ Alyssa.
- A: Who ⁴ _____ the woman on the right?
- B: She ⁵ _____ my other sister, Alex. The man next to her is her husband, and the girl with him is their daughter.
- A: ⁶ _____ your sisters teachers, like you?
- B: No, they ⁷ _____. They ⁸ _____ both doctors.

3 Circle the correct option to complete the questions.

- 1 *Where / What / How* are you from?
- 2 *Who / How / What* is your last name spelled?
- 3 *When / Why / Who* is your birthday?
- 4 *What / How / Where* is your nationality?

4 Put the words in order to make questions.

1 is / telephone number / what / your / ?
What is your telephone number?

2 is / your / how old / phone / ?

3 your / what / interests / are / ?

4 is / the / when / English lesson / ?

5 your / are / who / favorite singers / ?

Look at the Learning to Learn box. Then do the task.

LEARNING TO LEARN: GRAMMAR

Writing personal sentences with new grammar

It's a good idea to write sentences that are true for you using new grammar. This is called personalization. Personalization helps you learn and remember the grammar.

Write answers to the questions in Exercise 3. Write in complete sentences. Use information that is true for you.

- 1 _____
- 2 _____
- 3 _____
- 4 _____

Writing

1 Look at the form below. Complete the headings (1–4) with these words.

address Given name Telephone

Sign up for our newsletter and exclusive deals!

1 _____ name(s):

Last 2 _____:

Title:

Nationality:

Email 3 _____:

4 _____ number:

Are you a student?: Yes No

Submit Form

2 Now complete the form with your details. Use the notes below to help you.

- Use the correct title for you.
- Use capital letters at the start of your name and nationality.
- Complete each section of the form.

3 Check your form. Use the checklist.

- Are the spelling and the punctuation correct?
- Did you use capital letters correctly?
- Is the information correct?

Look at the Learning to Learn box. Then answer the questions below about your learning journal.

LEARNING TO LEARN: YOUR JOURNAL

A language learning journal is a record of your learning. In your journal, you can:

- review your lessons.
- make notes about areas that need more practice.
- see your progress.

1 What do you want to use for your written journal?

- my computer
- a notebook
- a paper folder
- my smartphone or tablet

2 How often do you plan to use your journal?

- every day
- twice a week
- once a week

3 What do you want to work on in your journal? Check (✓) all the things you want to do.

- review grammar
- review vocabulary
- practice writing
- keep a record of important things (e.g., exams, projects, homework)