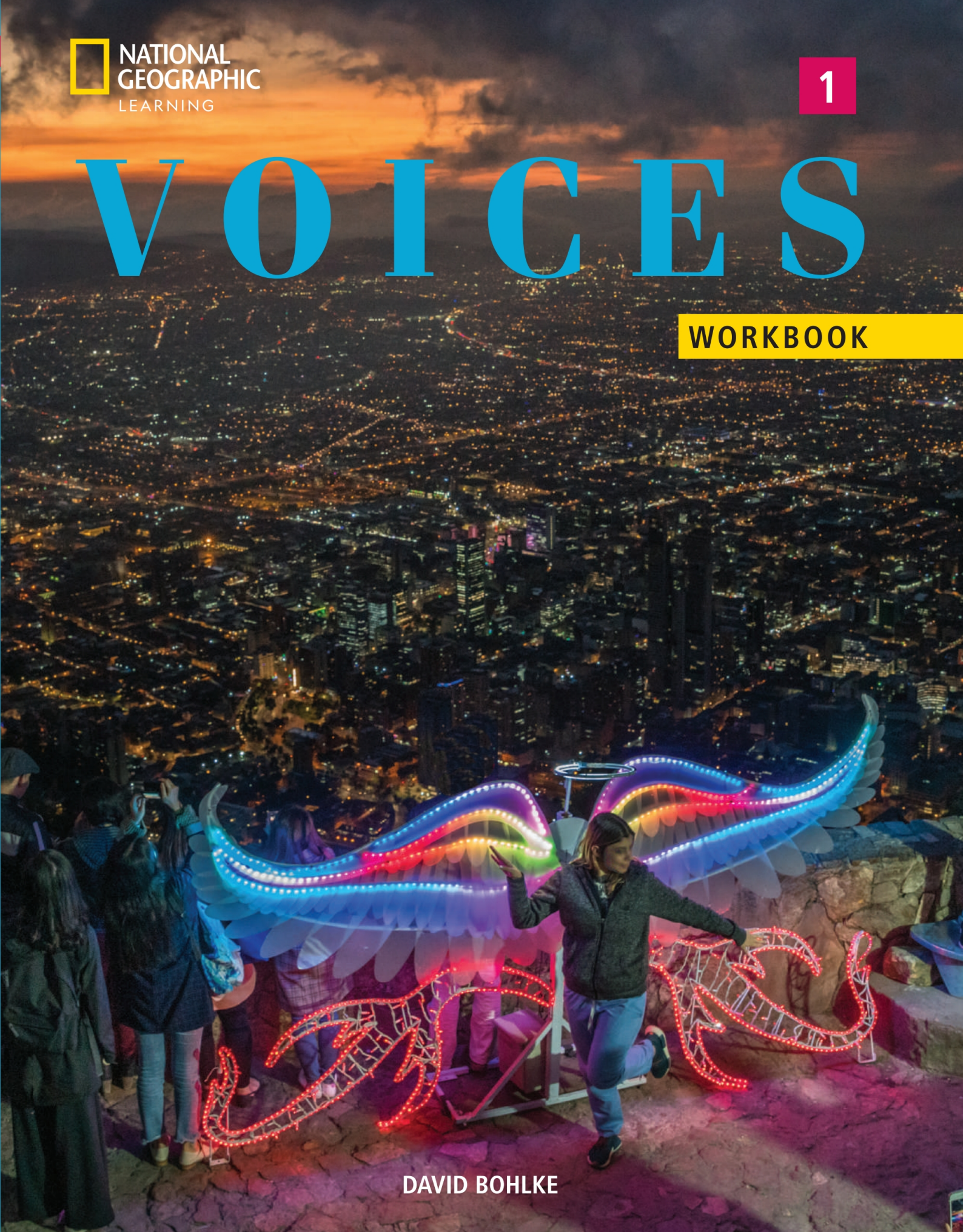


# VOICES

WORKBOOK



DAVID BOHLKE

**ON THE COVER**

---

A woman has her photo taken on top of Monserrate Hill in Bogotá, Colombia. Monserrate Hill is a popular place for people to visit. They can enjoy the beautiful views.

© Juan Arredondo

# VOICES

DAVID BOHLKE



National Geographic Learning,  
a Cengage Company

**Voices Workbook 1, 1st Edition**  
**David Bohlke**

Publisher: Andrew Robinson

Managing Editor: Derek Mackrell

Director of Global Marketing: Ian Martin

Heads of Regional Marketing:

Charlotte Ellis (Europe, Middle East, and Africa)

Irina Pereyra (Latin America)

Justin Kaley (Asia)

Joy MacFarland (U.S. and Canada)

Product Marketing Manager: Caitlin Thomas

Production Manager: Daisy Sosa

Media Researcher: Leila Hishmeh

Art Director: Brenda Carmichael

Operations Support: Hayley Chwazik-Gee

Manufacturing Manager: Mary Beth Hennebury

Audio Producer: NY Audio

Composition: Composure

© 2023 Cengage Learning, Inc.

ALL RIGHTS RESERVED. No part of this work covered by the copyright herein may be reproduced or distributed in any form or by any means, except as permitted by U.S. copyright law, without the prior written permission of the copyright owner.

“National Geographic,” “National Geographic Society,” and the Yellow Border Design are registered trademarks of the National Geographic Society  
© Marcas Registradas

For permission to use material from this text or product,  
submit all requests online at [cengage.com/permissions](https://cengage.com/permissions)  
Further permissions questions can be emailed to  
[permissionrequest@cengage.com](mailto:permissionrequest@cengage.com)

Workbook:

ISBN: 978-0-357-44355-2

**National Geographic Learning**

200 Pier 4 Boulevard

Boston, MA 02110

U.S.A.

Locate your local office at [international.cengage.com/region](https://international.cengage.com/region)

Visit National Geographic Learning online at [ELTNGL.com](https://ELTNGL.com)

Visit our corporate website at [www.cengage.com](https://www.cengage.com)



# Contents

<b>1</b>	Hello!	4
<b>2</b>	My home	10
<b>1&amp;2</b>	Review 1	16
<b>3</b>	My stuff	18
<b>4</b>	Habits	24
<b>3&amp;4</b>	Review 2	30
<b>5</b>	Inside or outside?	32
<b>6</b>	Food around the world	38
<b>5&amp;6</b>	Review 3	44
<b>7</b>	Family and friends	46
<b>8</b>	Things we can do	52
<b>7&amp;8</b>	Review 4	58
<b>9</b>	Travel	60
<b>10</b>	Staying healthy	66
<b>9&amp;10</b>	Review 5	72
<b>11</b>	People from the past	74
<b>12</b>	My story	80
<b>11&amp;12</b>	Review 6	86
	Audioscripts	88
	Irregular verbs	96
	Pronunciation chart	97

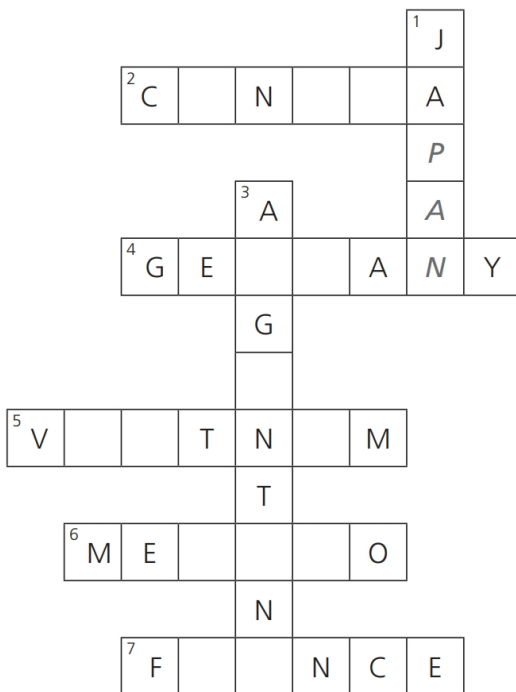
# 1

# Hello!

## Vocabulary

### Countries

1 Complete the crossword with countries.



## Reading

- 1 Read the article. Write the correct city or country on the map on page 5.
- 2 Read the article again. Correct the mistakes.
  - 1 Charlotte is from **Toronto**, Canada.  
Charlotte is from Montreal, Canada.
  - 2 **Dallan** is from Sweden.  
\_\_\_\_\_
  - 3 Bianca is from **Brazil**.  
\_\_\_\_\_
  - 4 Kiet is from **Bangkok**, Thailand.  
\_\_\_\_\_

3 Read the article again. Complete each sentence with a word from the article.

- 1 Beatrice is from Toronto.
- 2 Montreal is a \_\_\_\_\_ in Canada.
- 3 \_\_\_\_\_ is the capital city of Peru.
- 4 \_\_\_\_\_ is from Bangkok, Thailand.

## Pronunciation

### Stressing syllables

1 1.1 Listen. Match these places to the places with similar word stress (1–6).

Toronto	Japan	Lima
Argentina	Vietnam	Washington
1 <b>Montreal</b>	3 <b>Brazil</b>	5 <b>Barcelona</b>
<u>Vietnam</u>	_____	_____
2 <b>Kenya</b>	4 <b>Helsinki</b>	6 <b>Canada</b>
_____	_____	_____

2 1.1 Listen again and repeat.

Look at the Learning to Learn box. Then do the task.

### LEARNING TO LEARN: PRONUNCIATION

#### Counting syllables

Clap your hands to count the numbers of syllables in a word. Clap harder for syllables with stress.



**Ken-ya** [big clap] [little clap]

Look at the names of places (1–2). Clap to count the syllables. Then write the number of syllables.

- 1 Sweden \_\_\_\_\_
- 2 Finland \_\_\_\_\_

# People and places



My name is Charlotte. I'm from Montreal. Montreal is a city in Canada. My best friend is Beatrice. She's from Toronto. It's in Canada, too.



My name is Dallan. I'm a scientist. I'm from Helsinki, Finland. My wife is Livvy. She's a scientist, too. She isn't from Finland. She's from Sweden.

<sup>1</sup> Montreal, Canada

<sup>2</sup> \_\_\_\_\_, Finland



Lima, <sup>3</sup> \_\_\_\_\_

Bangkok, <sup>4</sup> \_\_\_\_\_



Hello. My name is Isabela. I'm from Lima. Lima is the capital city of Peru. My best friend is Bianca. She's in Brazil now, but she's from Peru, too.



My name is Pravat. I'm from Bangkok. Bangkok is a city in Thailand. My friend Kiet is from Chiang Mai. It's a city in Thailand, too.

# Vocabulary

## Nationalities

- 1 Circle the nationality in the rows of countries (1–5).

- |   |        |          |            |               |
|---|--------|----------|------------|---------------|
| 1 | China  | (Korean) | Greece     | Kenya         |
| 2 | Japan  | Canada   | Vietnamese | France        |
| 3 | Indian | Germany  | Brazil     | Turkey        |
| 4 | Chile  | Bolivia  | Mexico     | Peruvian      |
| 5 | Spain  | British  | Indonesia  | United States |

- 2 Complete the nationalities.

- 1 Oman i
- 2 Morocc
- 3 Fren
- 4 Austral
- 5 Japan
- 6 Brazil

Look at the Learning to Learn box. Then do the task.

### LEARNING TO LEARN: VOCABULARY

#### Putting new words into groups

Put new words into groups to make it easier to remember them. For example, group nationalities by ...

- continent (Asia, Europe, South America, etc.)
- their word endings (Canadian, Brazilian, etc.)

Look at pages 14–15 of your Student's Book. Add one nationality to each group.

#### **-n / an**

American

Moroccan

#### **-ian**

Canadian

Brazilian

#### **-ish**

Turkish

Polish

#### **-ese**

Japanese

Chinese

#### **other**

Omani

Peruvian

# Grammar

## Simple present *be* (singular, positive)

- 1 Choose the correct option to complete each sentence.

- 1 Ezio *am / is / are* from Greece.
- 2 You *am / is / are* my best friend.
- 3 I *am / is / are* a scientist.
- 4 She *am / is / are* Kenyan.
- 5 It *am / is / are* from Brazil.
- 6 California *am / is / are* in the U.S.

- 2 Rewrite the sentences. Use the short form of *be*.

- 1 She is in France. She's in France.
- 2 I am Australian. \_\_\_\_\_.
- 3 You are a good singer. \_\_\_\_\_.
- 4 It is from Poland. \_\_\_\_\_.
- 5 I am from Mexico. \_\_\_\_\_.

- 3 Write sentences. Use the short form of *be*.

- 1 He / be / from China.  
He's from China.
- 2 I / be / a scientist.  
\_\_\_\_\_.
- 3 You / be / in the U.K.  
\_\_\_\_\_.
- 4 She / be / from Athens.  
\_\_\_\_\_.
- 5 It / be / a city in Argentina.  
\_\_\_\_\_.



# Grammar

## Simple present *be* (singular, negative)

- 1 Match the sentence beginnings (1–4) with the endings (a–d).

- |          |               |                      |
|----------|---------------|----------------------|
| 1 I      | <u>  d  </u>  | a not a scientist.   |
| 2 You    | <u>      </u> | b aren't American.   |
| 3 She is | <u>      </u> | c isn't from Brazil. |
| 4 He     | <u>      </u> | d am not Vietnamese. |

- 2 Complete the sentences with the negative form of *be*. Use short forms.

- 1 She   isn't   a teacher. She's a scientist.
- 2 I            American. I'm Canadian.
- 3 Madrid is in Spain. It            in France.
- 4 He's Omani. He            from Qatar.
- 5 You            a student here.

- 3 Complete the introductions with these words.

I'm    It's    's    isn't    isn't    isn't    She's



I'm Klaus. I'm from Munich, Germany. My best friend is Tobias. He's from Salzburg. Salzburg <sup>1</sup>   isn't   in Germany. <sup>2</sup>            in Austria.



My name is Emilia. Nice to meet you! I'm a student. <sup>3</sup>            from Antofagasta, Chile. My teacher <sup>4</sup>            Chilean. <sup>5</sup>            from Peru.



Hello. My name <sup>6</sup>            Jason. I'm a singer from Canada. My wife is a singer, too. She <sup>7</sup>            from Canada. She's from the United States.

# Vocabulary

## Numbers (0–10)

- 1 Write the numbers in word form.

8   eight  

0           

3           

5           

2           

4           

6           

7           

1           

9           

10           

- 2 Complete the calculations. Write numbers in word form.

1 nine pens – two pens =   seven   pens

2 three phones + five phones =            phones

3            books – four books = three books

4 ten students – ten students =            students

5 two friends +            friends = six friends

# Listening

1 1.2 Listen to three conversations. What are they talking about? Circle the correct answers.

- 1 a zip code / a phone number
- 2 a bank account number / an address
- 3 a phone number / a student number

2 1.2 Listen again. Write the numbers.

- Conversation 1 \_\_\_\_\_
- Conversation 2 \_\_\_\_\_
- Conversation 3 \_\_\_\_\_

# Grammar

Yes / No questions with *be* (singular)

1 Complete the questions. Use the correct form of *be*.

- 1 \_\_\_\_\_ *is* \_\_\_\_\_ Susan from Colombia?
- 2 \_\_\_\_\_ you from Barcelona?
- 3 \_\_\_\_\_ your address 66 Dairy Lane?
- 4 Excuse me. \_\_\_\_\_ I on West Street?

2 Complete the conversations with these words.

am                      are                      is                      not

- 1 A: Is Danielle from France?  
B: Yes, she \_\_\_\_\_ *is* \_\_\_\_\_.
- 2 A: Are you a scientist?  
B: No, I'm \_\_\_\_\_.
- 3 A: Are you Egyptian?  
B: Yes, I \_\_\_\_\_.
- 4 A: Am I in the right class?  
B: Yes, you \_\_\_\_\_.

# Pronunciation

Stressing important words

1 1.3 Listen and underline the stressed words.

- 1 I'm Dana. I'm from Canada.
- 2 I'm from Portugal. I'm not from Spain.
- 3 Are you French? I'm French, too.

2 1.3 Listen again and repeat.

# Writing

1 Read the profile. Circle the words that need capital letters. Write the corrections below.








Allie.J\_99

**Name:** allie j.      **Country:** united states  
**Gender:** female      **City:** los angeles  
**Nationality:** american      **Job:** singer

- 1 *Allie J.*
- 2 \_\_\_\_\_
- 3 \_\_\_\_\_
- 4 \_\_\_\_\_

2 Match the pictures (1–5) with the words (a–e).

- 1   a actor  
 b doctor
- 2   c pilot
- 3   d scientist
- 4   e writer
- 5 

3 Read the information. Complete the online profile. Use capital letters for people and place names only.

Hello! My name is Farouk. I'm a teacher at University of Granada, in Spain. I'm from Taroudant. Taroudant is a city in Morocco. Nice to meet you!



**My profile**

Name: <sup>1</sup> Farouk Country: <sup>4</sup> \_\_\_\_\_  
 Gender: <sup>2</sup> \_\_\_\_\_ City: <sup>5</sup> \_\_\_\_\_  
 Nationality: <sup>3</sup> \_\_\_\_\_ Job: <sup>6</sup> \_\_\_\_\_

4 Check the profile. Use the checklist.

- Is the information correct?  
 Is the spelling correct?  
 Are the capital letters correct?

Look at the Learning to Learn box. Complete your learning journal.

**LEARNING TO LEARN: YOUR LEARNING JOURNAL**

Keep a learning journal. Write new words, phrases, and grammar notes in it. Practice your writing in it, too. Write in your journal often. You can write your journal:

- in a notebook.



- on your computer.



- on your phone or tablet.



Follow these steps to write new words in your journal:

- 1 Find a new word in your Student's Book.
- 2 Write a sentence from your Student's Book with the word in your journal.
- 3 Underline the new word.

For example:

*Abbey is a scientist.*  
*What country are you from?*  
*My address is 2214 Smith Road.*

- 1 Find these words in Unit 1 of your Student's Book. Copy the sentences with the words into your journal.  
*name nationality meet*

- 2 Find three more words in Unit 1. Write the words and sentences in your journal.