

Trailblazer

STARTER

spark

STUDENT RESOURCES

• Online Practice • Audio • Video • eBook • Tests

SPARK PLATFORM

1 Get your **Course Key**: _____.



Teacher-led: Ask your school or teacher.



Self-Study: Ask for one from [ELTNGL.com/coursekey](https://www.eltngl.com/coursekey)

2 Scratch off to get your **Access Code**.

3 Then go here: **learn.eltngl.com**

4 Click **Register**.

5 Complete the form and **Sign In** with your account.

6 Download the **Online Practice - NGL** app for offline use.



App Store is a trademark of Apple Inc., registered in the U.S. and other countries and regions. Google Play and the Google Play logo are trademarks of Google LLC.

Trailblazer on the Cover **Beetle on a mushroom**

Description: A beetle crosses the forest floor, climbing over mushrooms.

Location: Balkan Mountains, Bulgaria

Trailblazer Facts: Like other insects, beetles are necessary for the health of the planet. They form the bottom of the food chain, supporting all life on Earth. Beetles blaze a trail of nutrients as they move through soil, pollinating the world's flowers and fruit crops and spreading seeds.

© Georgi Georgiev

STARTER

Trailblazer

Mary Roulston



Scope and Sequence



1 How do we make friends? pages 2-21

2 What do we do in school? pages 22-43

Trails to Explore	Greetings Feelings	School Things Colors
Curricular Connection	Social Studies	Social Studies
Multiple Literacies	<p>VISUAL Recognize feelings in an image</p> <p>GLOBAL Use greetings to develop relationships</p> <p>SOCIAL Express feelings</p> <p>TEXTUAL Use pictures to understand feelings; Use pictures to understand relationships</p>	<p>VISUAL Connect an image to your own experience</p> <p>GLOBAL Recognize features of schools</p> <p>SOCIAL Show curiosity and try new things</p> <p>TEXTUAL Show curiosity about texts; Use pictures to identify places in a story</p>
New Words	friend, child, teacher, hello, high five, hug, wave, goodbye, fist bump, shake hands brave, boy, girl, frightened, happy, nice, sad, scary, woman, man	book, desk, backpack, crayon, paint, pen, pencil, pencil case, one, two, three, four, five, gray, red, blue, green, orange, pink, purple, yellow, tablet, board
Phonics	Alphabet A-Z Alphabet a-z (lowercase)	<i>Dd</i> and <i>Tt</i> <i>Bb</i> and <i>Pp</i>
Reading	Nonfiction: <i>Hello, children!</i> Genre: Informational text Fiction: <i>The Brave Monster</i> Genre: Fantastical Fiction	Nonfiction: <i>School Things</i> Genre: Informational text Fiction: <i>Let's go on a color hunt!</i> Genre: Realistic Fiction
Grammar	<i>Am</i> and <i>Is</i> <i>Are</i>	Questions with <i>Is</i> and <i>Are</i> Questions with <i>What</i>
Listening	Conversations about greetings Strategy: Listen for Greetings Description of a person Strategy: Listen for Descriptions	Conversations about school things Strategy: Listen for Numbers Presentation about classroom technology Strategy: Listen for Order
Speaking	Strategy: Introductions	Strategy: Ask Questions
Project	Make a Name Card	Make a Poster

Friends and School
Review Units 1 and 2



3 What's in a home?
pages 44-63

4 How do we have fun?
pages 64-85

Rooms
Furniture

Outdoor Fun
Fun with Toys

Social Studies

Social Studies

VISUAL Identify what you like in an image
GLOBAL Recognize that there are different types of homes
SOCIAL Recognize feelings
TEXTUAL Identify similarities; Understand stories from pictures

VISUAL Identify people in an image
GLOBAL Cooperate with others
SOCIAL Express preferences
TEXTUAL Recognize real texts and stories; Find words that rhyme

apartment, yard, house, bathroom, bedroom, dining room, kitchen, living room, door, window, bed, chair, table, clock, fridge, sink, sofa, TV, angry, tired

ball, playground, slide, bike, boat, sandbox, skateboard, swing, big, small, blocks, teddy bear, doll, car, game, kite, robot, train, six, seven, eight, nine, ten

Aa and Ee
Mm and Nn

Cc and Ss
Ii and Uu

Nonfiction: *The Upside-Down House*
Genre: Informational text
Fiction: *A Noisy Night*
Genre: Realistic Fiction

Nonfiction: *Awesome Playgrounds*
Genre: Informational text
Fiction: *Let's play!*
Genre: Poetry

There is
There are

This and That
My, Your, His, Her, and Our

Descriptions of homes
Strategy: Listen for Details
Descriptions of feelings
Strategy: Listen for Feelings

Description of a playground
Strategy: Listen for Size
Conversation about toys
Strategy: Listen for Numbers

Strategy: Describe a Place

Strategy: Use Words that Describe

Make a Shoebox Room

Make a Card Game

Home and Fun
Review Units 3 and 4

Scope and Sequence



5 What's your family like? pages 86-105

6 Where do animals live? pages 106-127

Trails to Explore	People Appearances	In the Wild At Home
Curricular Connection	Social Studies	Life Science
Multiple Literacies	<p>VISUAL Describe relationships between people in an image</p> <p>GLOBAL Help others</p> <p>SOCIAL Identify others' feelings</p> <p>TEXTUAL Reading direction; Identify similarities and differences</p>	<p>VISUAL Describe your own feelings about an image</p> <p>GLOBAL Appreciate animals</p> <p>SOCIAL Identify feelings about animals</p> <p>TEXTUAL Things we know; Make connections</p>
New Words	grandma, grandpa, family, dad, mom, brother, sister, baby, son, daughter black, eye, hair, blond, brown, white, long, short, tall, curly	crocodile, elephant, hippo, giraffe, lion, monkey, panda, tiger, plant, meat bird, cat, pet, dog, fish, mouse, rabbit, snake, spider, lizard
Phonics	Aa and Oo Ll and Rr	Gg and Hh Ff, Vv, and Ww
Reading	Nonfiction: <i>Families</i> Genre: Informational Text Fiction: <i>Where's my mom?</i> Genre: Comic Story	Nonfiction: <i>Ask the National Geographic Explorers!</i> Genre: Informational Text Fiction: <i>Felix Wants a New Pet</i> Genre: Realistic Fiction
Grammar	<i>Have</i> and <i>Has</i> Questions with <i>Have</i>	<i>Like</i> Questions with <i>Like</i>
Listening	Descriptions of families Strategy: Listen for the Speaker Conversation about a family member Strategy: Listen for Descriptions	Conversation about wild animals Strategy: Listen for True or False Conversation about pets Strategy: Listen for Likes
Speaking	Strategy: Talk about Family	Strategy: Express Likes and Dislikes
Project	Make a Family Tree	Make an Animal Poster

Family and Animals
Review Units 5 and 6



7

How do we move?

pages 128-147

8

What do we do every day?

pages 148-169

Our Bodies
Our Abilities

Life Science

- VISUAL** Identify actions in an image
- GLOBAL** Make connections between people and animals
- SOCIAL** Identify things to learn
- TEXTUAL** Make predictions; Retell a story

climb, dance, fly, swim, arm, hand, leg, foot, clap, stomp
jump, throw, catch, learn, play, ride a bike, run, walk, basketball, soccer

Kk and Qq
Xx and Zz

Nonfiction: *I can move!*
Genre: Informational Text
Fiction: *Lexi to the Rescue*
Genre: Fantastical Fiction

Can
Questions with Can

Instructions for actions
Strategy: Listen for Instructions
Conversation about abilities
Strategy: Listen for Yes/No Answers

Strategy: Give Instructions

Do a Skills Showcase

At Home
School Days

Social Studies

- VISUAL** Connect an image to your own life
- GLOBAL** Recognize how people are similar and different
- SOCIAL** Follow a routine or schedule
- TEXTUAL** Guess words from pictures; Make predictions

morning, afternoon, evening, get up, brush my teeth, take a shower, watch TV, go to bed, half past, o'clock
go to school, have recess, have lunch, have circle time, have class, go home, do homework, have dinner, eleven, twelve

Jj and Yy
CVC Words and Simple Sentences

Nonfiction: *Irene Yee's Day*
Genre: Informational Text
Nonfiction: *The Robot Teacher*
Genre: Comic Story

Daily Routines
Questions about Daily Routines

Description of routines at home
Strategy: Listen for Times
Description of routines on school days
Strategy: Listen for Times

Strategy: Describe a Routine

Make a Picture Planner

Bodies and Routines
Review Units 7 and 8

1

How do we make friends?

LOOK

1. What do you see?
2. How many children are there?
3. **VISUAL LITERACY** How do they feel? Check (✓).



LISTEN

1. Listen and imagine. 🎧 1.1
2. What do you hear? Listen and repeat. 🎧 1.1

WATCH

1. Watch the video. ▶ 1.1
2. Watch the video again. Say one thing you see ▶ 1.1





Trails

in This Unit



Greetings

- **READ** about greetings.
- **LISTEN** and do actions for "Hello!"
- **TALK** and ask, "What's your name?"



Feelings

- **READ** about a new friend.
- **LISTEN** to descriptions of people.
- **MAKE** a name card.

◀ **Friends sit in a tree in Kendari, Indonesia.**

Greetings

Vocabulary

A NEW WORDS
Listen and look.
Listen and say. 🎧 1.2

B Listen and point.
🎧 1.3



friend



child

teacher



hello



high five



hug




wave




goodbye

C Listen and draw. 🎧 1.4

1.



2.



D Work with a friend. Act and guess.

Alphabet

E Listen and repeat. 🎧 1.5

Aa Bb Cc Dd Ee Ff Gg
Hh Ii Jj Kk Ll Mm Nn
Oo Pp Qq Rr Ss Tt Uu
Vv Ww Xx Yy Zz

F Circle the letters in your name.

Reading Strategy Use Pictures to Understand Feelings

G Look and draw 😊, 😐, or ☹️.


1.



2.



3.



A Before you read, look. How do the children feel?

Circle.



B Look and listen. 1.6

Hello, children!

1 Hello, children!
Time for class.
I'm the **teacher**.



2 Hello! He's a **friend**.
She's a friend. **Wave!**

3 Hello! She isn't a teacher.
She's a **child**. **High five!**

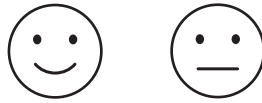


4 She isn't a teacher.
She's Mom.
Goodbye, Mom. Hug!




Comprehension

A Rate *Hello, children!* Circle.



B Look and match.



C Listen and act out the text. 1.6

D **GLOBAL LITERACY** Choose your favorite greeting. Check (✓).



E How do you say "Hello?" Point or act.

Grammar *Am and Is*

A Listen and repeat. 1.7 Watch. 1.2

Hi, hello. What's your name?
Hello, hello! My name is Do.
I'm Sofia. I'm Barasa.
She's Isabel, and he's Hassan.
Then there's me. My name is Li!



B **GRAMMAR IN USE** Listen and check (✓). 1.8



C Listen and circle. Say. 1.9

1.



2.



D Play a game: *What's your name?*

Listening

A Look. What do you see?

B **NEW WORDS**

Listen and look.

Listen and say. 🎧 1.10

C Listen and circle. 🎧 1.11



D **LISTEN FOR GREETINGS** Listen again and do the actions. 🎧 1.11

E Listen and play: *Simon Says*.

Speaking

A INTRODUCTIONS

Watch. Watch again and repeat ▶ 1.3



B Play the game.



How do we make friends?

Say "Hello" to your friend.

Feelings

Vocabulary

A NEW WORDS
Listen and look.
Listen and say. 🗣️ 1.12

B Listen and point.
🗣️ 1.13



brave



boy

girl



frightened




happy



nice



sad



scary

C Look and match. Say.



D Work with a friend.
Describe a photo in **B**. Guess.

She's a girl. She's frightened.