


NATIONAL  
GEOGRAPHIC  
LEARNING

# OUR WORLD

1

SECOND EDITION



WORKBOOK

# OUR WORLD

SECOND EDITION • WORKBOOK

**Series Editors**

Joan Kang Shin and  
JoAnn (Jodi) Crandall

# OUR WORLD<sup>1</sup>

SECOND EDITION • WORKBOOK

|                                   |            |
|-----------------------------------|------------|
| <b>Unit 0</b> .....               | <b>1</b>   |
| <b>Unit 1</b> My School.....      | <b>4</b>   |
| <b>Unit 2</b> My World.....       | <b>16</b>  |
| <b>Unit 3</b> My Family.....      | <b>28</b>  |
| <b>Units 1-3 Review</b> .....     | <b>40</b>  |
| <b>Unit 4</b> My House.....       | <b>42</b>  |
| <b>Unit 5</b> Cool Clothes.....   | <b>54</b>  |
| <b>Unit 6</b> My Toys.....        | <b>66</b>  |
| <b>Units 4-6 Review</b> .....     | <b>78</b>  |
| <b>Unit 7</b> My Body.....        | <b>80</b>  |
| <b>Unit 8</b> I Like Food.....    | <b>92</b>  |
| <b>Unit 9</b> Animal Friends..... | <b>104</b> |
| <b>Units 7-9 Review</b> .....     | <b>116</b> |
| <b>Cutouts</b> .....              | <b>119</b> |

## Unit 0

# Welcome to *Our World!*

**1** Listen. Read. Write. Use the words in the box. TR: 0.2

Hi name seven six


1. Hello. I'm Eddie.

What's your \_\_\_\_\_?

2. \_\_\_\_\_. My name's Polly.

3. I'm \_\_\_\_\_. How old are you, Eddie?

4. I'm \_\_\_\_\_. It's my birthday!



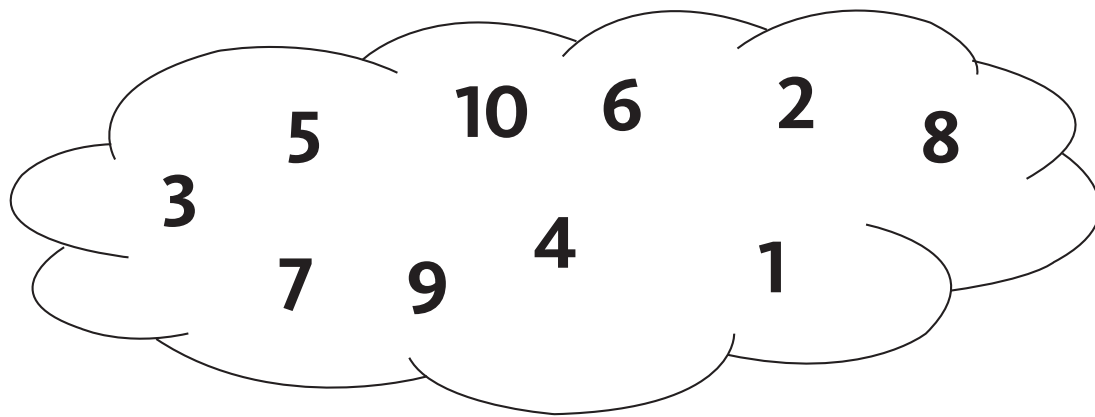
**2** Read. Write.

A \_\_\_\_ C D \_\_\_\_ F G \_\_\_\_

I \_\_\_\_ K L M \_\_\_\_ O \_\_\_\_

Q R S \_\_\_\_ U V W \_\_\_\_ Y \_\_\_\_

**3** Look. Listen and circle. TR: 0.3




**4** Listen and read. Look. Draw a line to match. TR: 0.4

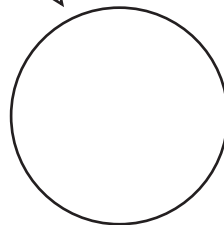
1. a star



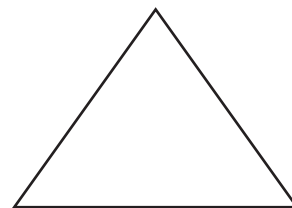
2. a square



3. a rectangle



4. a triangle



5. a circle

**5** Read. Look at Activity 4. Colour.

1. Colour the square purple.

2. Colour the circle red.


3. Colour the rectangle blue.

4. Colour the triangle green.


5. Colour the star orange.

**6 Read and draw.**

1. Draw three yellow stars.
2. Draw two black circles.
3. Draw one blue square.



**7 Look and match. Write the number.**



- 10 sing       stand up       walk       say       listen  
 write       point       read       draw       sit down

## Unit 1

# My School

### VOCABULARY I

- 1** Listen and tick. Then ask and answer. Point.  
Work with a partner. TR: 1.1




What is it?



It's a classroom.

- 2** Look and write.

|             |          |
|-------------|----------|
| a clock     | a map    |
| a board     | a crayon |
| a computer  | a pen    |
| a classroom | a table  |
| paper       | a pencil |





1. \_\_\_\_\_



2. \_\_\_\_\_



3. \_\_\_\_\_



4. \_\_\_\_\_



5. \_\_\_\_\_



6. \_\_\_\_\_



7. \_\_\_\_\_



8. \_\_\_\_\_



9. \_\_\_\_\_



10. \_\_\_\_\_



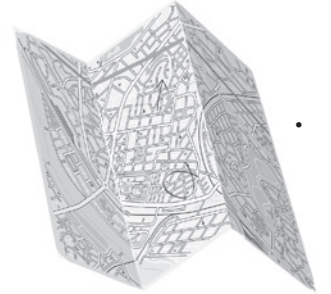
# SONG

**1** Listen to the song. Circle. TR: 1.2

I've got my



I've got my




**2** Listen. Write. TR: 1.3

We can count from one to ten.

**1 2** \_\_\_\_\_ **4** \_\_\_\_\_ **6 7** \_\_\_\_\_ **9** \_\_\_\_\_

**3** Listen. Colour. TR: 1.4



# GRAMMAR I

## Yes/No questions with *it's*

| Question |    |   |         | Answer                                      |  |
|----------|----|---|---------|---|--|
| Is       | it | a | crayon? | Yes, <b>it is</b> . <b>It's</b> a crayon.   | <i>It's = It is</i><br><i>isn't = is not</i> |
|          |    | a | pen?    | No, <b>it isn't</b> . <b>It's</b> a pencil. |  |

### 1 Listen. Circle. TR: 1.5



Yes, it is.      No, it isn't.



Yes, it is.      No, it isn't.



Yes, it is.      No, it isn't.



Yes, it is.      No, it isn't.



Yes, it is.      No, it isn't.

### 2 Circle one word in the box. Draw and colour it. Then work with a partner. Ask and answer.

Is it a table?



No, it isn't.



crayon    paper    pen    table

Is it a pen?

**3 Look and draw lines.** Write.

a clock    a computer    a crayon    a map    ~~a pen~~

a pen

**4 Listen.** Look and write. TR: 1.6

1. Is it a pencil?



Yes, it is.

2. \_\_\_\_\_?



Yes, \_\_\_\_\_.

3. \_\_\_\_\_?



No, \_\_\_\_\_.

## VOCABULARY 2

**1** Read and match. Write the numbers.



1



2



3




4



5

1. a rubber    2. a book    3. a desk    4. a picture    5. a chair

**2** Listen and find. Colour. Write. TR: 1.7



1. \_\_\_\_\_ picture                      2. \_\_\_\_\_  
3. \_\_\_\_\_                                      4. \_\_\_\_\_  
5. \_\_\_\_\_