

 NATIONAL
GEOGRAPHIC
LEARNING

LOOK 6



Thank you to the educators who provided invaluable feedback during the development of *Look*:

CONSULTANTS

Gabriela Klečková, Teacher Trainer, University of West Bohemia, Czech Republic

Luciana Fernández, Teacher Trainer/Academic Consultant, ESSARP, Argentina

Mari Nakamura, Owner/Teacher Trainer/Teacher, English Square, Kanazawa

Nguyen Quoc Hung, MA, Teacher, Hanoi University, Hanoi

Dr Sagrario Salaberri, Professor, University of Almería, Spain

ADVISORS

Aisha Khawaja, Early Childhood and EAL Specialist, GEMS Dubai American Academy, United Arab Emirates

Alis Valenzuela, Junior Manager, Children & Teenagers Program, Instituto Guatemalteco Americano (IGA), Guatemala

Amanda Fonseca, Academic Advisor, Brasil

Andy Changan Li, Teaching Director, Keyword Education, Shenzhen

Carmen Virginia Pérez Cervantes, Academic Director, La Salle México-Sur, México

Emma Heyderman, Director of Education, Lacunza - International House San Sebastian, Spain

Jennifer Wu, Vice President, American Eagle Institute, Taipei

Julie Hwang, Educational Consultant, Seoul

Kevin McDonal, M.A.Ed., Curriculum Developer, Centro Cultural Costarricense-Norteamericano (CCCN), Costa Rica

Maria-Araxi Sachpazian, Managing Director, Input on Education, Greece

Mayumi Tabuchi, English Department Supervisor, Notre Dame Elementary School, Kyoto

Paulo Rogerio Rodrigues, Escola Mobile, Brasil

Dr Stephen Louw, Principle Trainer, Chichester College, Bangkok

Streamline Language School, Belarus

Teresa Haeok Park, Professor, International Graduate School of English (IGSE), Seoul

REVIEWERS

LATIN AMERICA

André Hedlund, Centro Cultural Brasil - Estados Unidos (CCBEU) - Goiânia, Brasil

Dulce Stoll, Colégio Miguel de Cervantes, Brasil

Itana Lins, Colégio Anchieta, Brasil

Isabella Oliveira Campos Titoneli

Alvim, Instituto Brasil-Estados Unidos (IBEU) - Rio de Janeiro, Brasil

Lorena Stern, Colegio Madrid, México

María Consuelo Velasco, Colegio Santa Francisca Romana, Colombia

Maria Eugenia Rodriguez, Centro Cultural Salvadoreño Americano (CCSA), El Salvador

Thays Ladosky, Associação Brasil América (ABA) - Recife, Brasil

Viviana María Valenti, Universidad Nacional de Rosario, Argentina

EUROPE

Ainhua Estella, Simon Says, Spain

Jennifer Chang, A++ School, Spain

Liana Boogaars, Bilingual Kids, Netherlands

Sandy Millin, IH Bydgoszcz, Poland
Shay Coyne, Spain

ASIA

Fu Nuocheng, 51 Talk, Beijing

LV Yang, 51 Talk, Beijing

Wei Wang, Beijing Haidian Teachers Training College, Beijing

Su Jing, Chencent Education, Beijing

Rivers He, Houhai Education, Beijing

Junjun Guo, Improve Education, Beijing

Xu Huan, New Oriental School, Beijing

Wang Jing, Rise Education, Beijing

Song Haoyue, TAL Education, Beijing

Irene Chen, Owen English, Chongqing

Lily Ren, Dalian Maple Leaf, Dalian

Yuki Zheng, Guangzhou

Panyuzhixin Middle School, Guangzhou

Rebecca Liu, Hui Da Hai Wen Education, Guangzhou

Nymark Wilkie, Panyu Zhixin Zhongxue, Guangzhou

Pingyuan Liu, PTE Testing Center Guangzhou Office, Guangzhou

Andrew W. Shewbart, ALO7 Education, Shanghai

Xiaofeng Shen, DaDa, Shanghai

Xiaobo Wang, Only Education Group, Shanghai

Liu Jun, 3rd Stage, Shenzhen

Katrina Li, Acadsoc Limited, Shenzhen

Fangfang Yan, Keyword Education, Shenzhen

Jinbo Shen, Little Oxford Education, Shenzhen

Natasa Natalie Radovanic, Nankai Primary Shenzhen School, Shenzhen

Keke Xu, Xue Er Si, Shenzhen

Monica, Xue Er Si, Shenzhen

Tanyuan Wang, Freelance, Shenzhen

Will Fu, Aston English, Xian

Wai Ling Nancy Chan, Baptist Sha Tin Wai Lui Ming Choi Primary School, Hong Kong

Dr Micaela de Senna Fernandes, Centre for International Cooperation in Education, Macau

Chloe Yu, Chuan Kids, Taipei

Steve Lambert, Shane English School, Taipei

Leonardo Tjen, Teach Indonesia School, Jakarta

Dr Tomohisa Machida, Akita International University, Akita

Ryan Hagglund, MY English School, Higashine

Marybeth Kamibepu, Hiroshima International School, Hiroshima

Toshiyuki Niimura, Kyoshin, Kawasaki

Cynthia Akazawa, Interact English School, Kurashiki

Daniel Stoffers, No Borders International School, Nagoya

David Gonzales, No Borders International School, Nagoya

Kenn Gale, No Borders International School, Nagoya

Kori Herlein, No Borders International School, Nagoya

Michael Pettovello, No Borders International School, Nagoya

Chika Miyashita, Joy World English Academy, Obihiro

Eric Kane, ELF Learning, Omihachiman

Ai Murphy, Murphy School of English, Onga

Corazon Kato, Chubu Gakuin University, Seki

Dr Curtis Kelly, Kansai University, Suita

Nick Weston, British Council Japan, Tokyo

Leah Arai, Kyoshin, Tokyo

Reiko Hitomi, Showa Elementary School, Tokyo

Rie Hatai, Showa Elementary School, Tokyo

Chiyuki Yanase, Sunny Field English, Tokyo

Akiko Nagashima, Tact Kodomomirai, Tokyo

Rie Kobayashi, Tact Kodomomirai, Tokyo

Juwon Noh, BCN Kids, Seoul

Jinhee Lee, YBM ECC, Seoul

Tantiwa Neawjantuek, Ban Kru Am, Ban Khoi

Nguyen Thi Thu Phuong, American English School (AMES), Hanoi

Kathleen Steenkamp, Apollo, Hanoi

Zach Pinson, Atlantic Education & Training, Hanoi

Vu Thi Phuong Hien, BINH MINH Group, Hanoi

Do Thuy Duong, IEG Global, Hanoi

Tran Thanh Huyen, Language Link, Hanoi

Ann Brown, Le Quy Don+VAS Hanoi, Hanoi

Mitchell Baker, Ocean Edu, Hanoi

Nguyen Thi Huong, Star Hanoi Primary School, Hanoi

Tran Thi Thanh Phuc, Vinschool, Hanoi

Danh Nguyen, AMA, Ho Chi Minh City

Peter Waters, Apollo, Ho Chi Minh City

Giang Nguyen, CEFALT, Ho Chi Minh City

Malamatenia Gatsou, ILA, Ho Chi Minh City

Nguyen Thi Thanh Hien, IPS, Ho Chi Minh City

Nguyen Tri Nhu Quynh, Pathway School, Ho Chi Minh City

Trinh Thi Hoa My, SEAMEO, Ho Chi Minh City

Nguyen Thi Bao Khuyen, Vietnam USA Society English Centers (VUS), Ho Chi Minh City

Tran Thi Minh Nguyet, Vietnam USA Society English Centers (VUS), Ho Chi Minh City

Tran Ngoc Thuy Nhien, Vinschool, Ho Chi Minh City

Pham Huu Loc, Vstar, Ho Chi Minh City

Chris Nicholson, Wellspring Saigon Int'l, Ho Chi Minh City

Gia Linh Lam, Yola, Ho Chi Minh City

Look ⁶

Mary Charrington

COURSE CONSULTANTS

Paul Dummett

Elaine Boyd



National Geographic Learning,
a Cengage Company

Look 6 Student's Book

Author: Mary Charrington

Course Consultants: Elaine Boyd and Paul Dummett

Publisher: Sherrise Roehr

Publishing Consultant: Karen Spiller

Senior Development Editor: Mary Whittemore

Director of Global Marketing: Ian Martin

Heads of Strategic Marketing:

Charlotte Ellis (Europe, Middle East and Africa)

Kiel Hamm (Asia)

Irina Pereyra (Latin America)

Product Marketing Manager: Dave Spain

Senior Director, Production: Michael Burggren

Senior Content Project Manager: Nick Ventullo

Media Researcher: Leila Hishmeh

Art Director: Brenda Carmichael

Manufacturing Buyer: Elaine Bevan

Composition: Symmetry Creative Productions, Inc.

© 2020 Cengage Learning, Inc.

ALL RIGHTS RESERVED. No part of this work covered by the copyright herein may be reproduced or distributed in any form or by any means, except as permitted by U.S. copyright law, without the prior written permission of the copyright owner.

"National Geographic", "National Geographic Society" and the Yellow Border Design are registered trademarks of the National Geographic Society
® Marcas Registradas

For permission to use material from this text or product,
submit all requests online at [cengage.com/permissions](https://www.cengage.com/permissions)

Further permissions questions can be emailed to

permissionrequest@cengage.com

ISBN: 978-1-337-71094-7

National Geographic Learning

Cheriton House, North Way,
Andover, Hampshire, SP10 5BE
United Kingdom

Locate your local office at [international.cengage.com/region](https://www.international.cengage.com/region)

Visit National Geographic Learning online at [ELTNGL.com](https://www.eltngl.com)

Visit our corporate website at www.cengage.com

Look Student Resources
(including video and audio):

ELTNGL.com/6look

ON THE COVER

This photo shows a group of agave plants in the Organ Mountains–Desert Peaks National Monument in New Mexico in the US. Agave is a plant that grows in countries with a sunny and dry climate. Different parts of the plant are used to make drinks, nectar (a sweet substance that can be used instead of sugar and honey) and coarse material.

© Tim Fitzharris / Minden Pictures

Contents

Look and remember

p. 4

Vocabulary

National parks, Environment, Holidays, Food

Grammar

People explore the caves and enjoy the beautiful waterfalls and lakes there.

The people in the photo are walking along paths between the lakes.

Plitvice Lakes National Park has been a UNESCO World Heritage Site since 1979.

Where did you go on your last holiday?

1 A good start

p. 9



Vocabulary

arrive at school on time, be more friendly, do my music practice, go to bed early, help tidy the classroom, join a club, study harder, take exercise
Reading: discover, equipment, materials, special

Grammar

I'm going to sit on the Friendship Bench.
We're going to help these people.
I'll help to tidy the classroom.
I'm meeting Richard and Sarah at four o'clock to study for the science exam.
The Science Bus is coming to our School on Tuesday.

Skills

Listen to a radio programme about Friendship Benches.
Read about the Science Bus and Bioblitzes.
Write a biography.
▶ Learn and speak about National Geographic Explorer Shabana Basij-Rasikh and her special school.

VALUE Be friendly.

2 Amazing animals

p. 17



artist, creatures, damage, disappear, environment, extinct, ocean, protect
Reading: donkey, parrot, rattlesnake, scorpion, spider monkey, squirrel

If people see what is happening, they'll do something about it.
If we don't stop putting plastic into the ocean, we'll lose more and more animals.
Fish wouldn't be able to move through the water if they didn't have tails.
If you had a tail, what would you use it for?

Listen to an interview with artist and National Geographic Explorer Asher Jay.
Read about how different kinds of animals use their tails.
Write a report about an animal that's in danger.
▶ Learn and speak about national animals.

VALUE Care for the environment.

Function 1 Giving advice p. 25

School trip 1 Protecting our oceans: Niue and Chile p. 26

Review 1: Units 1–2 p. 28

3 Working outdoors

p. 29



gardener, lifeguard, marine biologist, mechanic, mountain guide, painter, photojournalist, tennis coach
Reading: fashion, keeper, mural, wonder

She's looking at something under the microscope.
No one is in the water. It's very cold!
I don't know anything about Iceland.
You're not a mural painter, are you?
No, I'm not.
He's got an interesting job, hasn't he?
Yes, he has.

Listen to an interview with National Geographic Explorer Jónína Herdís Ólafsdóttir.
Read about three interesting jobs.
Write a description of a job.
▶ Learn and speak about working with penguins.

VALUE Stay safe.

4 Let's get technical

p. 37



chat, connect, delete, do research, improve, program, repair, save
Reading: engineers, fixed onto, remote-controlled, straight (into)

Computers are used every day.
My first computer was repaired six times.
Technology is being used more and more in film and photography.
My laptop isn't being used right now.

Listen to an interview about how computers are changing.
Read about camera traps.
Write instructions for using some kind of technology.
▶ Learn and speak about important inventions.

VALUE Help others.

Game 1 p. 45

Reading extra 1 Clever creatures p. 46

Review 2: Units 3–4 p. 48

5 Going places

p. 49



cross, destination, hurry, reach, set off, suitcases, survive, view
Reading: centimetres, heights, loads, metres, tunnel, wide

Most mountains have been climbed, but a few haven't been climbed yet.
Where's German spoken?
How was the old bridge damaged?

Listen to a report on Robyn Davidson's journey across the desert in Australia.
Read about the Charles Kuonen Suspension Bridge and the Gotthard Base Tunnel.
Write a factfile about your country or another country.
▶ Learn and speak about crossing the world's largest glaciers.

VALUE Take exercise.

6 Fantastic festivals

p. 57



a.m., autumn, century, hours, midday, midnight, minutes, month, p.m., seconds, spring, summer, winter
Reading: mixture, poured, skin, tropical fruit

People in Japan have been celebrating the cherry blossom for centuries.
She's been dancing since six o'clock.
I've been eating delicious food all day, so now I'm not hungry.
Our feet are sore because we've been dancing at the festival all day.

Listen to an interview about the cherry blossom festival in Japan.
Read about the Mistura festival in Peru and the Boryeong Mud Festival in Korea.
Write an advert for an event.
▶ Learn and speak about festivals from around the world.

VALUE Learn about other cultures.

Function 2 Agreeing and disagreeing p. 65

School trip 2 Franz Josef Land, Russia p. 66

Review 3: Units 5–6 p. 68

LOOK 6

7 Extreme sports

p. 69



Vocabulary

accident, beginner, challenging, concentrate, experience, experts, large, routes
Reading: flows, specially, steep, steeply, wondered

Grammar

You have to wear a helmet when you go rock climbing.
You don't have to wear a helmet when you play tennis.
I taught myself how to kayak.
Why are you talking to yourself?

Skills

- Listen to an interview about rock climbing.
- Read about white-water kayaking.
- Write an article about an extreme sport.
- Learn and speak about splitboarding.

VALUE Be responsible.

8 Tales of survival

p. 77



battery, charge, dead, expedition, frightening, hard, horrible, realized, search
Reading: alive, kindness, stranger, treatment

No one had ever crossed these mountains before.
After the men had landed safely, they ate dinner.
Alison hadn't met the man before.
Where had she been before she got to Thailand?

- Listen to a podcast about Ernest Shackleton's expedition.
- Read about a survival story.
- Write survival tips.
- Learn and speak about famous expeditions.

VALUE Be kind to others.

Game 2 p. 85

Reading extra 2 Anansi the wise p. 86

Review 4: Units 7-8 p. 88

9 Exploring the world

p. 89



backpack, bite, brave, decide, had the chance, hear, meet, prefer, run out, sting
Reading: coins, noticed, observatory, points, worth

If Ed hadn't met Cho, he would have walked alone.
If he had run out of food, he would have been hungry.
Would Philip have found the tooth if he had stayed indoors?

- Listen to an account of National Geographic Adventurer Ed Stafford's walk along the Amazon River.
- Read about three lucky explorers.
- Write a for and against essay.
- Learn and speak about the discovery of a shipwreck.

VALUE Be on time.

10 Great museums

p. 97



admire, closing time, enter competitions, exhibitions, fascinating, go out, opening time, touch, unusual, visitors
Reading: cocoons, fossils, lucky, sign language

My friend said (that) there was an underwater café.
Marta and Ferran said (that) they had seen a fascinating film.
The guide told the children they could put their sleeping bags under the blue whale.
The guide told us she was going to turn off the lights.

- Listen to an interview about the City of Arts and Sciences in Valencia, Spain.
- Read about International Museum Day.
- Write a diary entry about a day at a favourite museum.
- Learn and speak about famous museums.

VALUE Be curious.


Function 3 Responding to invitations and making plans p. 105

School trip 3 Climbing China's amazing limestone rocks p. 106

Review 5: Units 9-10 p. 108

11 Very mysterious!

p. 109



GPS, migrate, mystery, recognize, position, sight, smell, solve
Reading: appeared, crashing, horror, imagine

The presenter asked the expert why he liked birds.
The student asked what the birds ate.
Mark told his friends to look at the floating man.
Rashid asked me to explain the mystery of the flying cars to him.

- Listen to an interview about the mystery of bird migration.
- Read about three mysterious events.
- Write a summary of a book, TV programme or film.
- Learn and speak about bark scorpions.

VALUE Find out for yourself.

12 Fascinating places

p. 117



clear, luxurious, opportunity, ordinary, perhaps, relax, successful, sunrise, sunset
Reading: attraction, hang out, natural, resort

I wish I lived by the sea.
I wish I could be a successful photographer.
Watch out! It's a long way down.

- Listen to an interview about photography.
- Read about some amazing places to stay.
- Write a holiday review.
- Learn and speak about famous places around the world.

VALUE Enjoy the world.

Game 3 p. 125

Reading extra 3 Fascinating facts about the first emperor of China p. 126

Review 6: Units 11-12 p. 128

Look further

One more look p. 129

BONUS School trip The Lopburi Monkey Festival p. 130

BONUS Reading extra The man who never told a lie p. 132

BONUS Game p. 134



Plitvice Lakes National Park, Croatia

Look and remember ^{LESSON} 1

1 Work in groups. Read the answers to the questions about the photo. Then write the questions. Use the present simple, the present continuous, the past simple and the present perfect.

1 This National Park is in Croatia.

2 No, I've never been there.

3 There are sixteen lakes.

4 People explore the caves and enjoy the beautiful waterfalls and lakes there.

5 Tourists like to go there on holiday.

6 The people in the photo are walking along paths between the lakes.

2 Read the text and circle the correct words.

If you like lakes, mountains and waterfalls, you'll love Plitvice Lakes National Park. It's ¹a / an / the amazing place with sixteen lakes and more than ninety waterfalls. The water in the lakes is a beautiful colour. Sometimes the water ²change / changes / changing colour, for example from blue to green. The people in this photo are ³look / looking / looks at the lakes and some of them are ⁴took / taking / take photos.

The park is a very popular place. More than a million people ⁵visit / visited / visits the park every year. It's ⁶was / been / being a UNESCO World Heritage Site ⁷for / since / yet 1979. It's important that we ⁸recycle / look after / make sure it for the future.

3 Work in pairs. Ask and answer the questions.

1 Where did you go in your summer holidays?

2 Did you enjoy it? Why? / Why not?

3 What did you do?

4 What did you see?

5 What did you eat?


An outdoor market in
Madeira, Portugal





Look and remember 2

1 Work in pairs. Look at the photo and try to remember what you see. Then close your books. Write a list of what you can remember. Then look and check.

2 Listen and write the sentences. Then look at the photo and caption and write T (true) or F (false). Correct the false sentences.  TR: 1

- 1 _____
- 2 _____
- 3 _____
- 4 _____
- 5 _____
- 6 _____

3 Work in groups. Write a story about the photo. Use the questions below to help you.

- 1 Who are the people in the photo?
- 2 What are they doing?
- 3 Why are they at this market?
- 4 What were they doing before they came to the market?

4 Work in pairs. Ask and answer the questions.

- 1 What kinds of food do you eat every day?
- 2 What's the strangest food you've ever tried?
- 3 What's the most delicious food you've ever tried?
- 4 What food have you never tried?
- 5 What food is popular in your country?

I eat yoghurt every day. I usually have it for breakfast with some fruit. I eat a banana every day, too.

3 Look and remember

- 1** Ask and answer around the class. If someone answers 'yes', write his/her name in the table and ask more questions. Try to keep the conversation going.

Find someone who ...	Name	Notes
... is enjoying school.		
... went to the theatre in the holidays.		
... has never eaten watermelon.		
... visited his/her grandparents in the holidays.		
... has brought a photo of his/her holiday into school.		
... helps look after his/her little brother or sister.		
... plays football every day.		
... saw an animal while he/she was coming to school today.		

Are you enjoying school?

Yes, I am.

What are you enjoying?

I'm enjoying the lessons and seeing my friends again.

- 2** Tell the class three things you learnt about your classmates.

Yasmin went to the theatre in the holidays. She saw a dance show.

Paulo visited his grandparents in the holidays. He helped them in the garden.

Mila plays football every day.

- 3** Now write about yourself and what you did in the holidays.

My name is _____. I live in _____, but when I was little, I used to live in _____. I'm enjoying being back at school as I am happy to see my friends again. In the holidays, I visited my cousins and we went swimming every day. I looked after my little cousin. I've brought a photo of her to school. We made pancakes with my grandma and we ate them with honey. They were delicious!

A good start

1




Children at a science demonstration put on by the National Science Center's Mobile Discovery Center in Littleton, Colorado, USA

Look at the photo. Discuss the questions.

- 1 What do you think the children in the photo are doing?
- 2 Look at the title of this unit. What do you think 'A good start' means?
- 3 What are some ways that you can make a good start at school?

1 Vocabulary

1 Listen and repeat.  TR: 2



arrive at school on time



help tidy the classroom



be more friendly



join a club



do my music practice



study harder



go to bed early




take exercise

2 Write answers. Use the words from Exercise 1.

How can I ...

- 1 get stronger? Take exercise
- 2 get better at the piano? _____
- 3 help my teacher? _____
- 4 make new friends? _____
- 5 feel less tired in class? _____
- 6 get better marks? _____
- 7 learn a new activity and meet new people? _____
- 8 be on time for my lessons? _____

3 Listen to the radio programme about *Friendship Benches*. Write T (true) or F (false). Correct the false sentences.  TR: 3

- 1 The children wanted their school to be more friendly.
- 2 Most of the Friendship Benches are green.
- 3 Other children might sit with the child on the bench.
- 4 Older people don't need Friendship Benches.
- 5 The women who listen are called 'aunts'.
- 6 There are going to be lots more Friendship Benches.

4 Work in pairs. Discuss the questions.

- 1 Would you like a Friendship Bench?
- 2 Where could it go?
- 3 How could a Friendship Bench help in your school?

A bench that means friendship outside the Peace Palace, The Hague, Holland



VALUE Be friendly.
Workbook, Lesson 6

1 Study the grammar box.

be going to and will *be + going to + verb / will + verb*

We use *be going to* to talk about intentions and things we've already decided to do.

I'm going to sit on the Friendship Bench.

We're going to help these people. We're going to be a more friendly school.

We use *will* to make offers of help, or talk about things we've just decided to do.

I'll help tidy the classroom.

We'll sit with you on the Friendship Bench.

2 Read the sentences. Write intentions or offers. Use *be going to* or *will*.

- 1 You want to make new friends this term. What do you say?
I'm going to be more friendly.
- 2 You've just come into the classroom. Your friend stays after class to tidy the classroom. You offer to help. What do you say?
- 3 You want to get better marks in school this term. What do you say?
- 4 There are lots of books on the table. They need to be put in the cupboard. What do you say?
- 5 It's football club this afternoon and they need more players. You decide to join. What do you say?
- 6 You've decided to practise your guitar every day. What do you say?

3 Work in pairs. Student A says an intention. Student B offers to help.



- A**
- tidy my bedroom
 - arrive at school on time
 - get better at the piano
 - eat more fruit
 - join the art club
- B**
- help you practise
 - put the clothes in the cupboard
 - come with you
 - give you some apples
 - phone you early in the morning

4 Write some intentions to help yourself and to help other people. Then work with a partner and talk about your intentions.

Intentions to help myself

I'm going to be on time for my lessons.

Intentions to help others

I'm going to help my parents tidy our house.

