

 NATIONAL
GEOGRAPHIC
LEARNING

LOOK



WORKBOOK

Look Student Resources
(including audio):

ELTNGL.com/1look

ON THE COVER

Many monarch butterflies (their scientific name is *Danaus plexippus*) fly from the US/Canada to Mexico in early winter. They travel a very long distance – sometimes nearly 5,000 kilometres, using the position of the sun to help them find their way. In Mexico, there is a huge Monarch Butterfly Biosphere Reserve, where you can see millions of monarch butterflies on trees in winter.

© Frans Lanting / Mint Images / Getty Images

Look

WORKBOOK

Katherine Bilsborough

Steve Bilsborough

COURSE CONSULTANTS

Elaine Boyd

Paul Dummett



National Geographic Learning,
a Cengage Company

Look 1 Workbook

Authors: Katherine Bilsborough and Steve Bilsborough

Course Consultants: Elaine Boyd and Paul Dummett

Publisher: Sherrise Roehr

Publishing Consultant: Karen Spiller

Executive Editor: Eugenia Corbo

Project Manager: Laura Brant

Director of Global Marketing: Ian Martin

Heads of Regional Marketing:

Charlotte Ellis (Europe, Middle East and Africa)

Kiel Hamm (Asia)

Irina Pereyra (Latin America)

Product Marketing Manager: Dave Spain

Senior Content Project Manager: Nick Ventullo

Media Researcher: Leila Hishmeh

Art Director: Brenda Carmichael

Operations Coordinator: Hayley Chwazik-Gee

Manufacturing Buyer: Elaine Bevan

Composition: Composure Graphics, LLC

© 2020 Cengage Learning, Inc.

WCN: 02-300

ALL RIGHTS RESERVED. No part of this work covered by the copyright herein may be reproduced or distributed in any form or by any means, except as permitted by U.S. copyright law, without the prior written permission of the copyright owner.

“National Geographic”, “National Geographic Society” and the Yellow Border Design are registered trademarks of the National Geographic Society

® Marcas Registradas

For permission to use material from this text or product,
submit all requests online at [cengage.com/permissions](https://www.cengage.com/permissions)

Further permissions questions can be emailed to

permissionrequest@cengage.com

Workbook ISBN: 978-1-337-90857-3

Workbook + Online Practice ISBN: 978-0-357-12205-1

National Geographic Learning

Cheriton House, North Way,
Andover, Hampshire, SP10 5BE
United Kingdom

Locate your local office at [international.cengage.com/region](https://www.international.cengage.com/region)

Visit National Geographic Learning online at [ELTNGL.com](https://www.eltngl.com)

Visit our corporate website at www.cengage.com

Look ¹ WORKBOOK


Look	4
1 Things for school	8
2 Toys	14
Function 1 page 20, School trip 1 page 21, Review 1: Units 1–2 page 22	
3 People	24
4 My family	30
Game 1 page 36, Reading extra 1 page 37, Review 2: Units 3–4 page 38	
5 My body	40
6 Homes	46
Function 2 page 52, School trip 2 page 53, Review 3: Units 5–6 page 54	
7 My town	56
8 On the farm	62
Game 2 page 68, Reading extra 2 page 69, Review 4: Units 7–8 page 70	
9 My clothes	72
10 Eat and drink	78
Function 3 page 84, School trip 3 page 85, Review 5: Units 9–10 page 86	
11 Beach holidays	88
12 Free time	94
Game 3 page 100, Reading extra 3 page 101, Review 6: Units 11–12 page 102	
BONUS School trip page 104, BONUS Reading extra page 105	
Cambridge English Qualifications Pre-A1 Starters practice test	106
Grammar	120
Functions	132
Wordlist	133

1 Match.

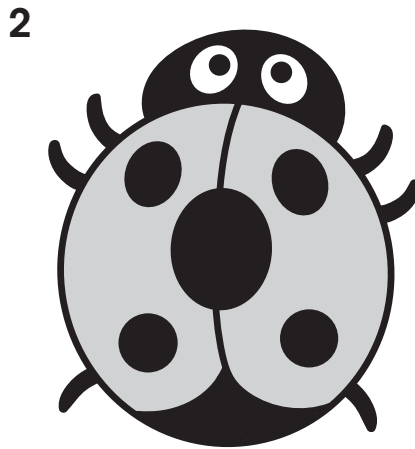
		four	three	one	five	two			
1	2	3	4	5	6	7	8	9	10
		nine	eight	six	ten	seven			

A curved line connects the number 1 to the word 'one'.


2 Count and circle.



one / two




four / five




seven / eight


3 Read and draw.



three



six



nine

1 Listen, read and circle.  TR: 1

Hello! Hello!
 What's your **(name)** / **old**?
 My name's Xi.
Me / My name's Wayne.

Hello! Hello!
 How **fine / old** are you?
 Hello, I'm six.
I'm / My six too!

Hello, Xi.
 How are you?
 I'm fine, thanks.
 And I'm fine **too / you**.



2 Match.

- 1 What's your name?
- 2 How old are you?
- 3 How are you?

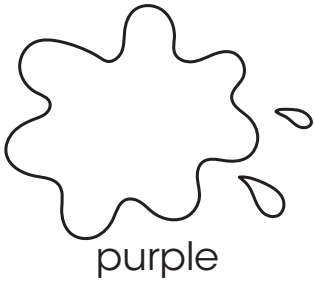
- I'm fine, thanks.
- My name's Han.
- I'm seven.

3 Write about you.

- 1 What's your name?
- 2 How old are you?
- 3 How are you?


1 Colour.

1



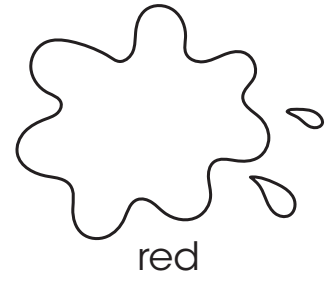
purple

2



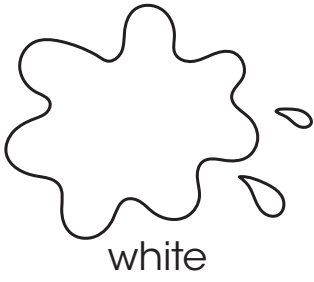
black

3



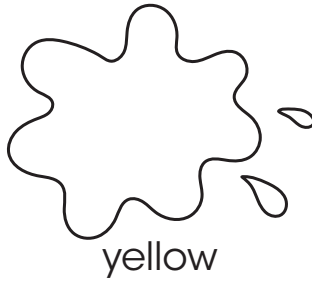
red

4



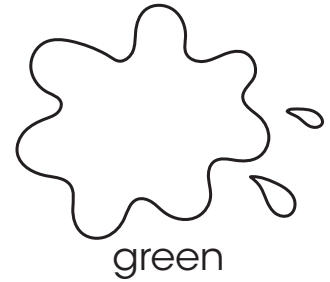
white

5



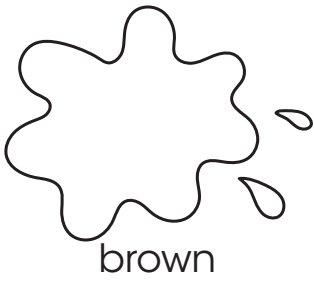
yellow

6



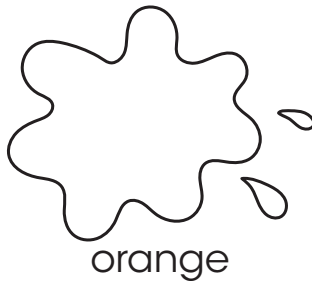
green

7



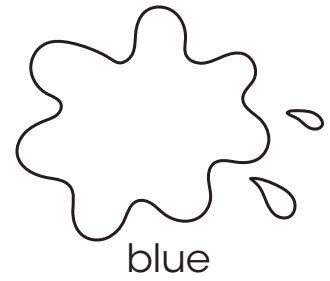
brown

8



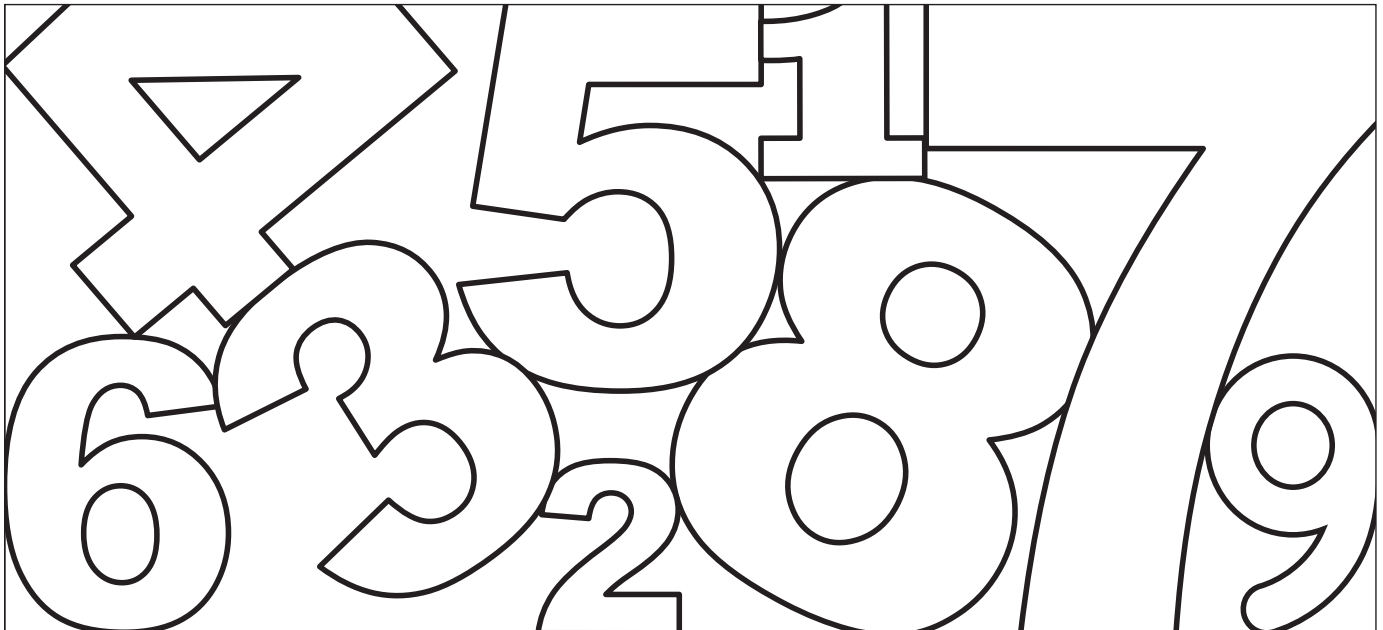
orange

9

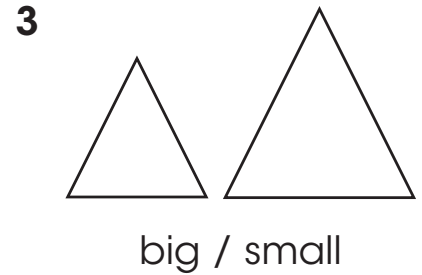
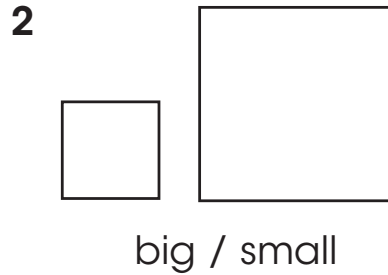
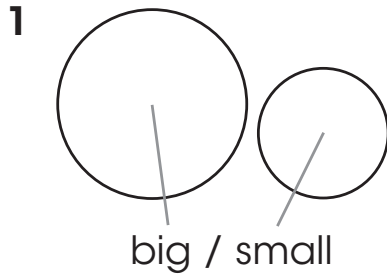


blue

2 Listen and colour.  TR: 2




1 Match.




2 Look and colour.

- 1 black
- 2 white
- 3 green
- 4 red
- 5 blue
- 6 brown
- 7 orange
- 8 yellow
- 9 purple



3 Read and colour.

Colour one blue, four yellow, seven green and eight red.



1 Words

1 Match.







crayon

rubber

pencil case

ruler

2 Read and draw.



pen

pencil

book

bag

3 Listen and number. TR: 3

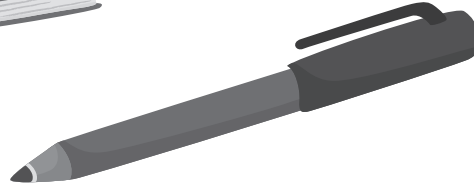


1 Listen, read and circle.  TR: 4


What's this?
Take **a** / **it's** look!
It's / **What's** this?
It's a book.



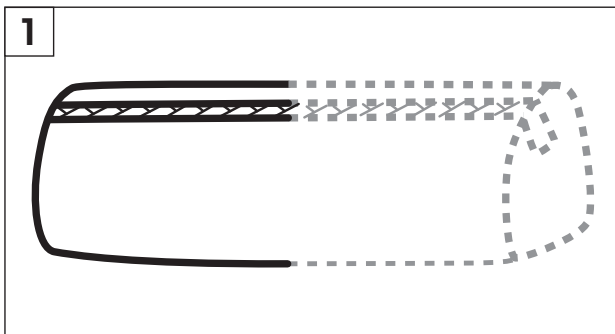
What's this?
Look again.
What's this?
It's / **What's** a pen.



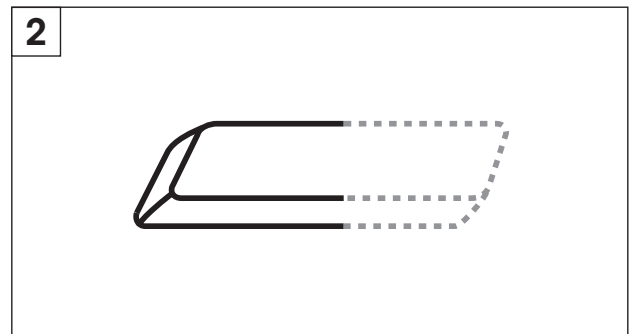
What's **it's** / **this**?
It's a room.
What's this?
Our classroom!



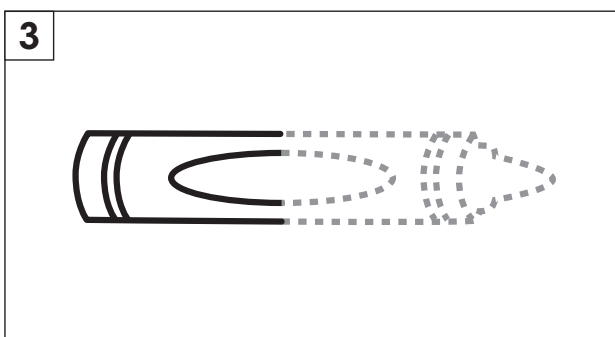
2 Read and draw.



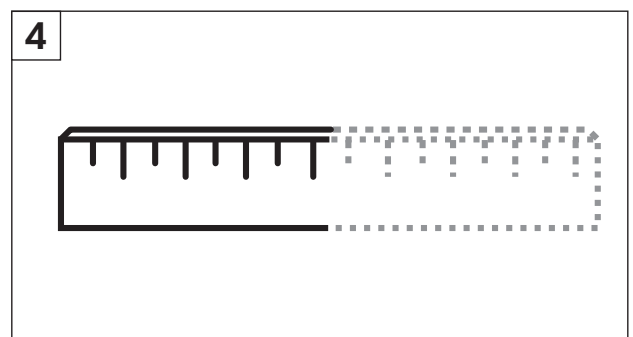
What's this?
It's a pencil case.



What's this?
It's a rubber.



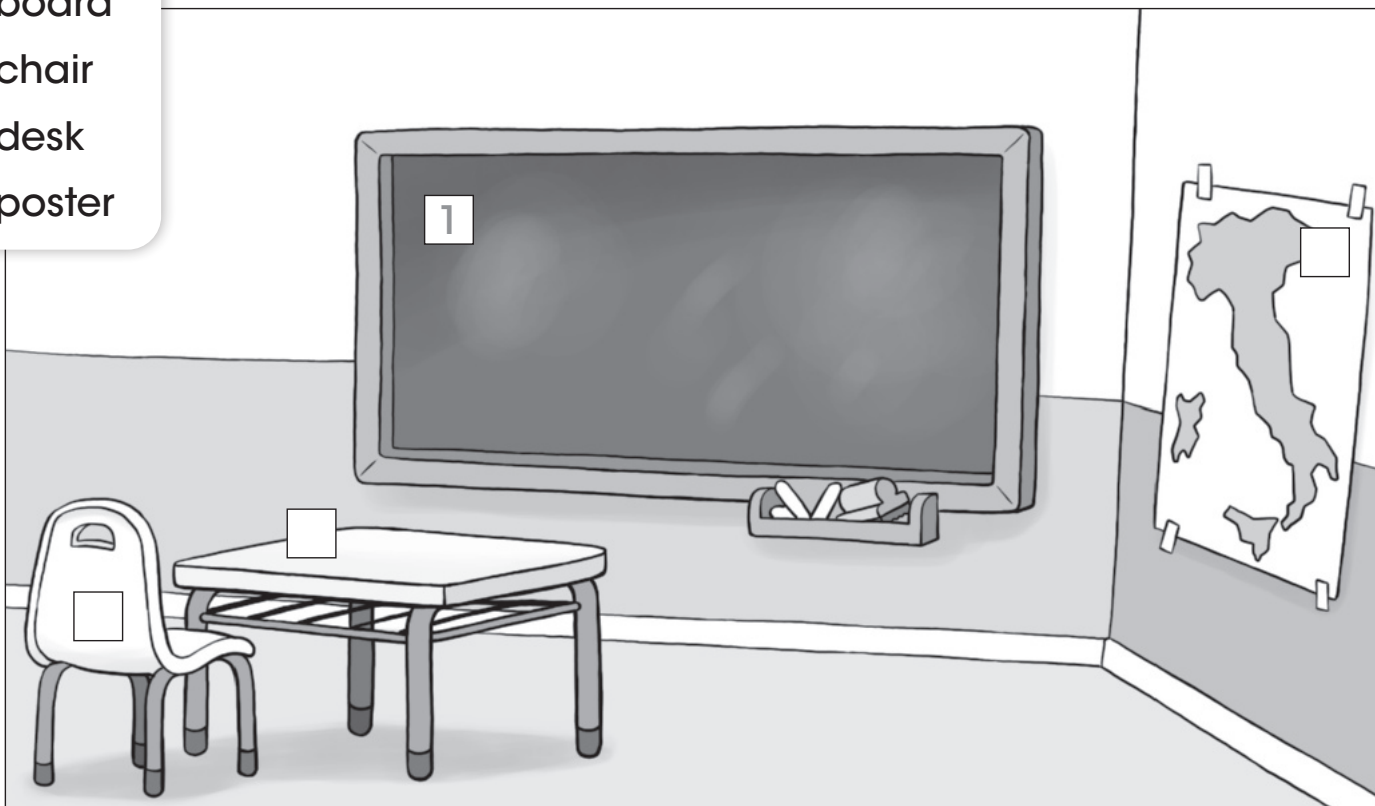
What's this?
It's a crayon.



What's this?
It's a ruler.

1 Number the picture.

- 1 board
2 chair
3 desk
4 poster



2 Read and circle. 🎧 TR: 5

Look at the photo. What's this? It's a classroom.

What can you see in the classroom?

Can you see a **desk** / **poster**? It's green.

Can you see a **board** / **poster**? It's black.

Can you see a **board** / **chair**? It's red.

Can you see a **chair** / **desk**?



3 Read again and match.

1 The board is _____ black.

2 The chair is _____ green.

3 The poster is _____ red.

1 Read and tick (✓).




What's this?
Is it a pencil?
 Yes, it is.
 No, it isn't.



What's this?
Is it a crayon?
 Yes, it is.
 No, it isn't.




What's this?
Is it a ruler?
 Yes, it is.
 No, it isn't.

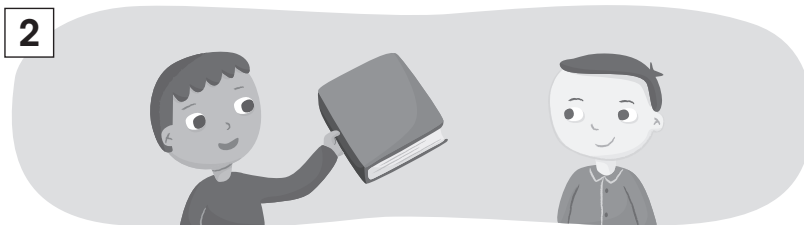


What's this?
Is it a book?
 Yes, it is.
 No, it isn't.


2 Listen and tick (✓).  TR: 6



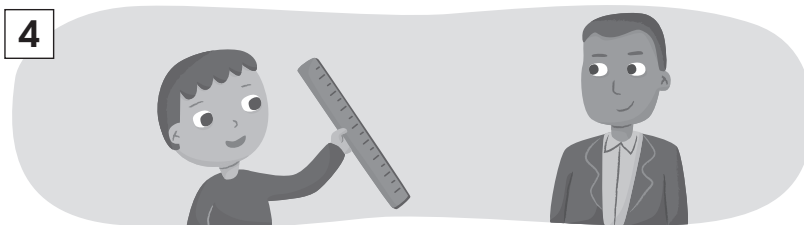
Yes, it is.
 No, it isn't.



Yes, it is.
 No, it isn't.



Yes, it is.
 No, it isn't.

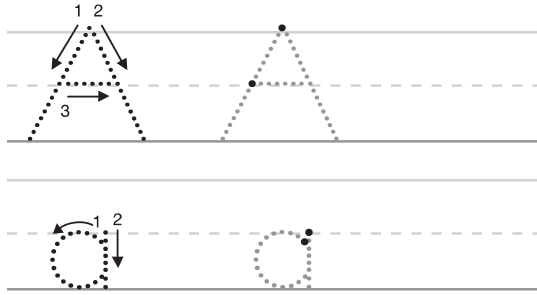


Yes, it is.
 No, it isn't.

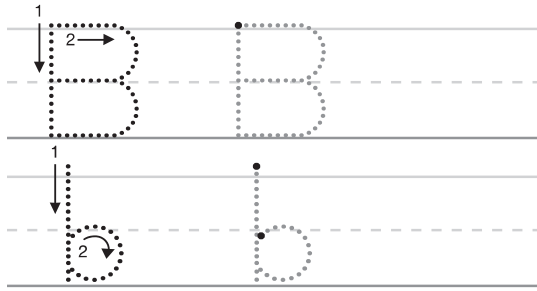
LESSON **5** Phonics

1 Trace and write.

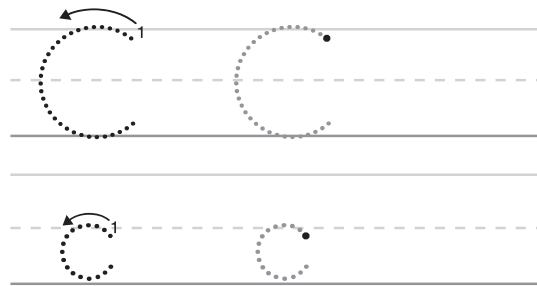
Aa
apple



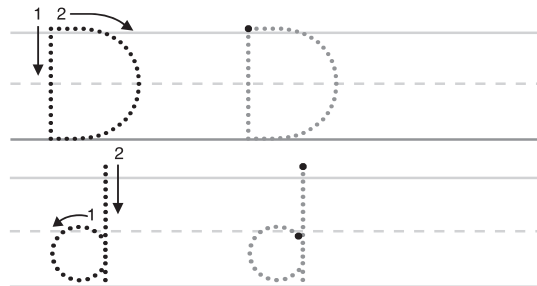
Bb
bag



Cc
carrot



Dd
desk



2 Match.

A	b
B	d
C	a
D	c

3 Write.

A	<u> a </u>
B	<u> </u>
C	<u> </u>
D	<u> </u>

4 Listen. Circle the first letter. TR: 7

- | | | | | |
|---|---|---|------------------------------------|---|
| 1 | a | b | <input checked="" type="radio"/> c | d |
| 2 | a | b | c | d |
| 3 | a | b | c | d |
| 4 | a | b | c | d |
| 5 | a | b | c | d |
| 6 | a | b | c | d |