



NATIONAL  
GEOGRAPHIC  
LEARNING

# LOOK <sup>1</sup>



WORKBOOK

Look Student Resources  
(including audio):

**ELTNGL.com/look1**

#### **ON THE COVER**

---

Many monarch butterflies (their scientific name is *Danaus plexippus*) fly from the US and Canada to Mexico in early winter. They travel a very long distance—sometimes over 4,800 kilometers (3,000 miles), using the position of the sun to help them find their way. At the Monarch Butterfly Biosphere Reserve in Mexico, you can see millions of monarch butterflies on trees in winter.

© Frans Lanting / Mint Images / Getty Images

# Look

## WORKBOOK

Katherine Bilsborough

Steve Bilsborough

### **COURSE CONSULTANTS**

Elaine Boyd

Paul Dummett



National Geographic Learning,  
a Cengage Company

**Look 1 Workbook**

Authors: Katherine Bilsborough and Steve Bilsborough  
Course Consultants: Elaine Boyd and Paul Dummett

Publisher: Sherrise Roehr  
Publishing Consultant: Karen Spiller  
Executive Editor: Eugenia Corbo  
Senior Development Editor: Karen Haller Beer  
Director of Global Marketing: Ian Martin  
Heads of Regional Marketing:  
Charlotte Ellis (Europe, Middle East and Africa)  
Kiel Hamm (Asia)  
Irina Pereyra (Latin America)  
Product Marketing Manager: Dave Spain  
Senior Director, Production: Michael Burggren  
Senior Content Project Manager: Nick Ventullo  
Media Researcher: Leila Hishmeh  
Art Director: Brenda Carmichael  
Manufacturing Planner: Mary Beth Hennebury  
Composition: Composure Graphics, LLC

© 2020 Cengage Learning, Inc.

ALL RIGHTS RESERVED. No part of this work covered by the copyright herein may be reproduced or distributed in any form or by any means, except as permitted by U.S. copyright law, without the prior written permission of the copyright owner.

“National Geographic”, “National Geographic Society” and the Yellow Border Design are registered trademarks of the National Geographic Society  
® Marcas Registradas

For permission to use material from this text or product,  
submit all requests online at **[cengage.com/permissions](https://www.cengage.com/permissions)**  
Further permissions questions can be emailed to  
**[permissionrequest@cengage.com](mailto:permissionrequest@cengage.com)**

Workbook ISBN: 978-1-337-71194-4  
Workbook + Online Practice ISBN: 978-0-357-12212-9

**National Geographic Learning**

20 Channel Center Street  
Boston, MA 02210  
USA

Locate your local office at **[international.cengage.com/region](https://www.international.cengage.com/region)**

Visit National Geographic Learning online at **[ELTNGL.com](https://www.eltngl.com)**

Visit our corporate website at **[www.cengage.com](https://www.cengage.com)**

# Look <sup>1</sup> WORKBOOK


<b>Look</b> .....	<b>4</b>
<b>1 Things for School</b> .....	<b>8</b>
<b>2 Toys</b> .....	<b>14</b>
Function 1 p. 20, School Trip 1 p. 21, Review Units 1–2 p. 22	
<b>3 People</b> .....	<b>24</b>
<b>4 My Family</b> .....	<b>30</b>
Game 1 p. 36, Reading Extra 1 p. 37, Review Units 3–4 p. 38	
<b>5 My Body</b> .....	<b>40</b>
<b>6 Homes</b> .....	<b>46</b>
Function 2 p. 52, School Trip 2 p. 53, Review Units 5–6 p. 54	
<b>7 My Town</b> .....	<b>56</b>
<b>8 On the Farm</b> .....	<b>62</b>
Game 2 p. 68, Reading Extra 2 p. 69, Review Units 7–8 p. 70	
<b>9 My Clothes</b> .....	<b>72</b>
<b>10 Eat and Drink</b> .....	<b>78</b>
Function 3 p. 84, School Trip 3 p. 85, Review Units 9–10 p. 86	
<b>11 Beach Vacations</b> .....	<b>88</b>
<b>12 Free Time</b> .....	<b>94</b>
Game 3 p. 100, Reading Extra 3 p. 101, Review Units 11–12 p. 102	
Bonus School Trip p. 104, Bonus Reading Extra p. 105	
Cambridge English Qualifications Pre-A1 Starters practice test .....	106
Grammar .....	120
Functions .....	132
Word List .....	133

**1** Match.

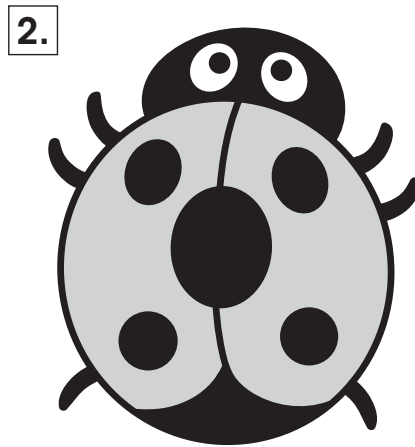
		four	three	one	five	two			
1	2	3	4	5	6	7	8	9	10
		nine	eight	six	ten	seven			

A curved line connects the number 6 to the word 'one'.


**2** Count and circle.



one / two




four / five




seven / eight


**3** Read and draw.



three



six



nine

**1 Listen, read, and circle.**  TR: 1

Hello! Hello!  
 What's your **(name)** / **old**?  
 My name's Xi.  
**Me / My** name's Wayne.

Hello! Hello!  
 How **fine / old** are you?  
 Hello, I'm six.  
**I'm / My** six, too!

Hello, Xi.  
 How are you?  
 I'm fine, thanks.  
 And I'm fine, **too / you**.



**2 Match.**

1. What's your name?
2. How old are you?
3. How are you?

- I'm fine, thanks.  
 My name's Han.  
 I'm seven.

**3 Write about you.**

1. What's your name?
2. How old are you?
3. How are you?

---

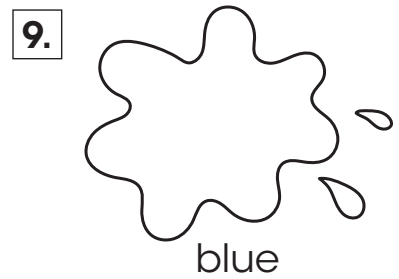
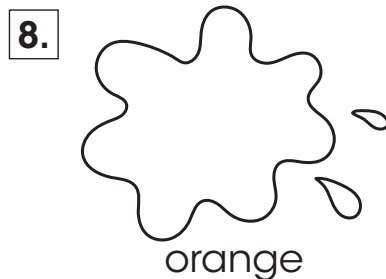
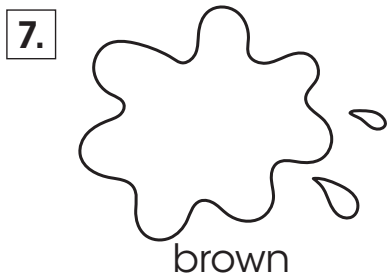
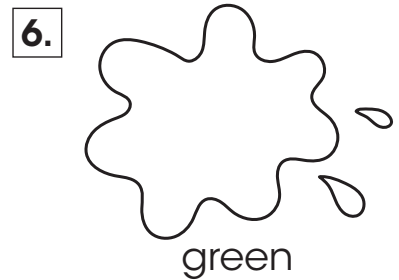
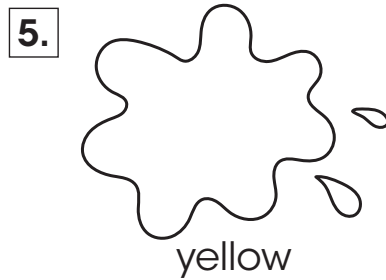
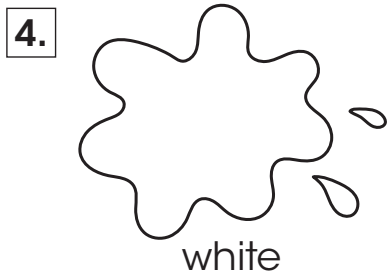
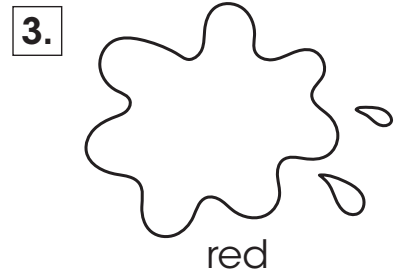
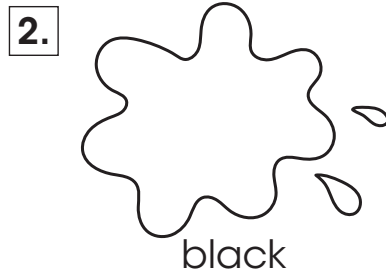
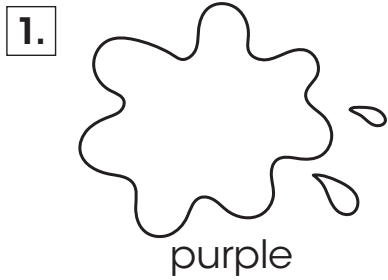


---

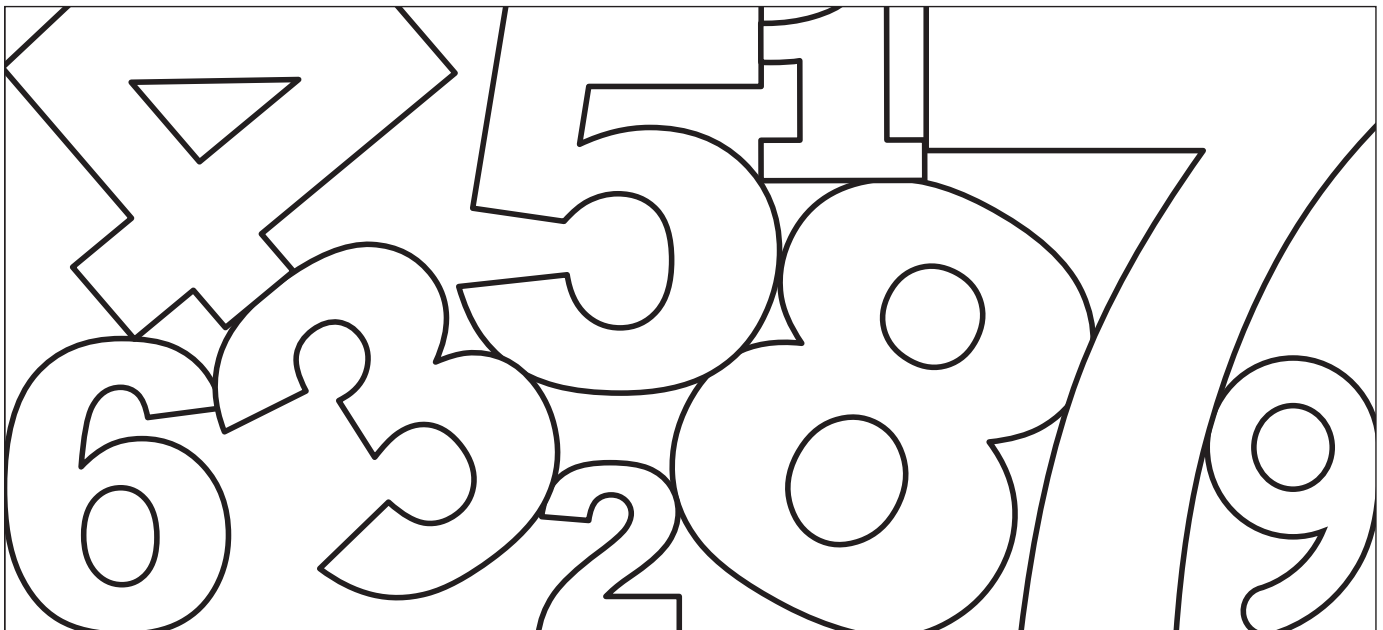


---

**1** Color.

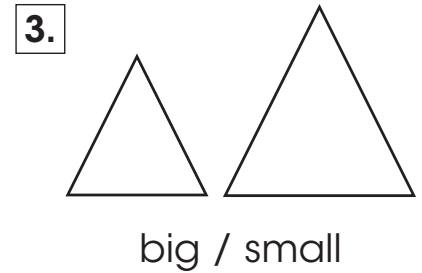
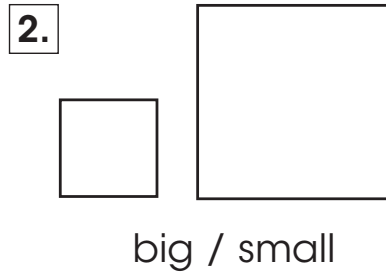
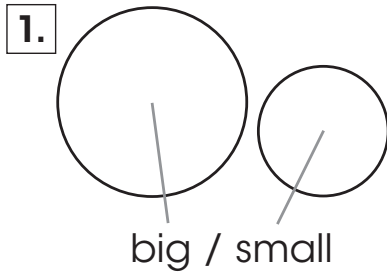


**2** Listen and color.  TR: 2






**1 Match.**




**2 Look and color.**

- 1. black
- 2. white
- 3. green
- 4. red
- 5. blue
- 6. brown
- 7. orange
- 8. yellow
- 9. purple



**3 Read and color.**

Color one blue, four yellow, seven green, and eight red.



## 1 Words

### 1 Match.

1.



2.



3.



4.



crayon


eraser

pencil case


ruler

### 2 Read and draw.


1.




2.



3.



4.




pen

pencil

book

bag

### 3 Listen and number. TR: 3



1

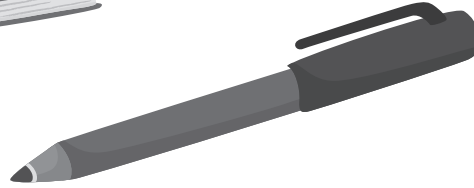


**1** Listen, read, and circle.  TR: 4


What's this?  
Take **a** / **it's** look!  
**It's** / **What's** this?  
It's a book.



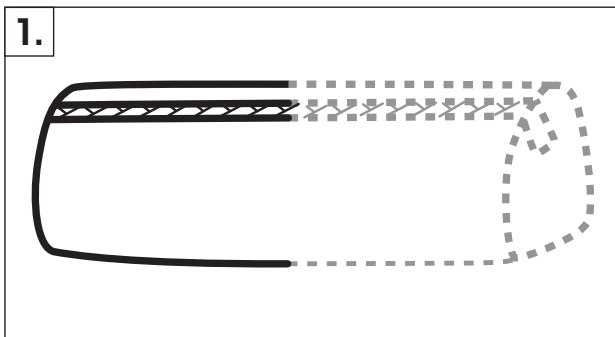
What's this?  
Look again.  
What's this?  
**It's** / **What's** a pen.



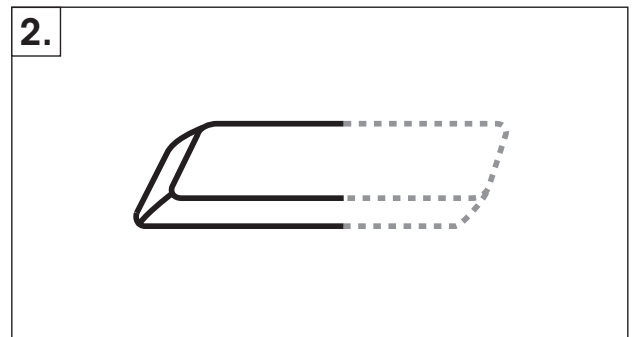
What's **it's** / **this**?  
It's a room.  
What's this?  
Our classroom!



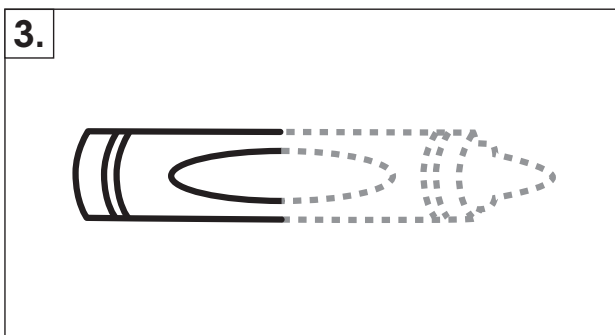
**2** Read and draw.



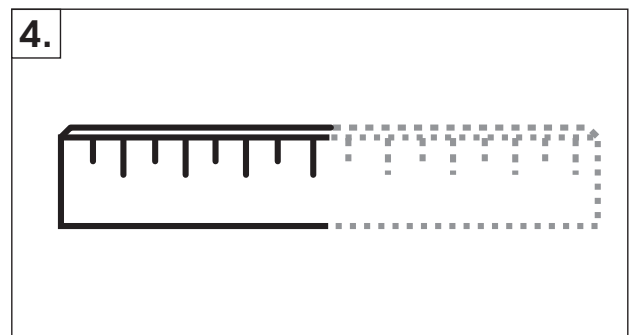
What's this?  
It's a pencil case.



What's this?  
It's an eraser.



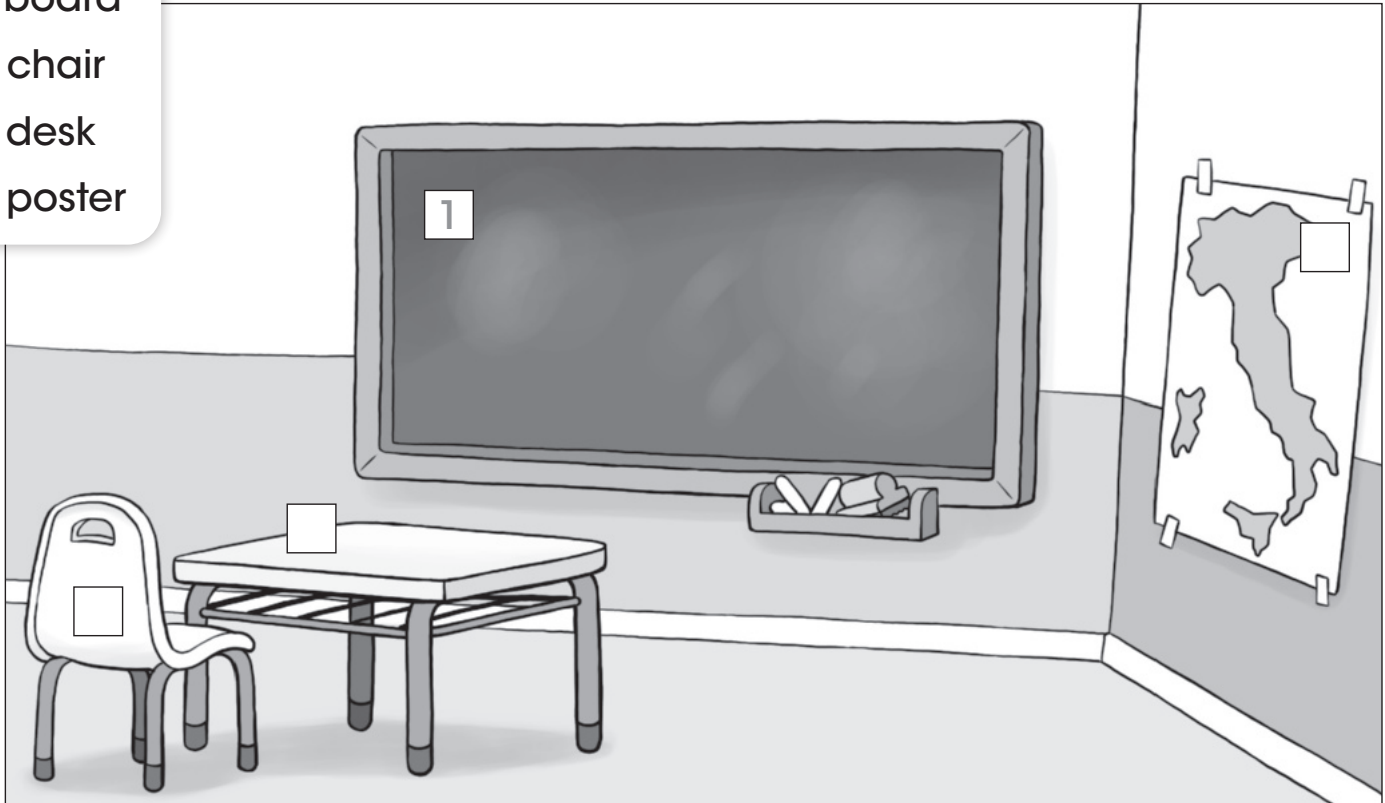
What's this?  
It's a crayon.



What's this?  
It's a ruler.

1 Number the picture.

1. board
2. chair
3. desk
4. poster



2 Read and circle. 🎧 TR: 5

Look at the photo. What's this? It's a classroom.

What can you see in the classroom?

Can you see a **desk** / **poster**? It's green.

Can you see a **board** / **poster**? It's black.

Can you see a **board** / **chair**? It's red.

Can you see a **chair** / **desk**?



3 Read again and match.

1. The board is \_\_\_\_\_ black.

2. The chair is \_\_\_\_\_ green.

3. The poster is \_\_\_\_\_ red.

**1** Read and check (✓).




What's this?  
Is it a pencil?  
 Yes, it is.  
 No, it isn't.



What's this?  
Is it a crayon?  
 Yes, it is.  
 No, it isn't.




What's this?  
Is it a ruler?  
 Yes, it is.  
 No, it isn't.

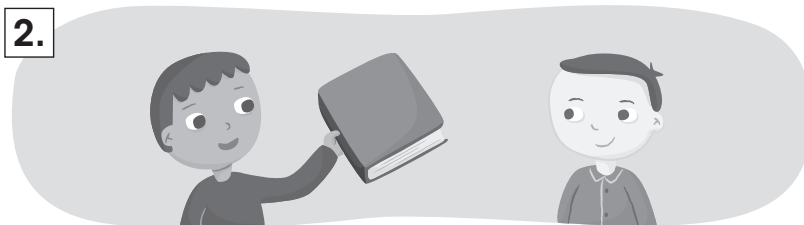


What's this?  
Is it a book?  
 Yes, it is.  
 No, it isn't.

**2** Listen and check (✓).  TR: 6



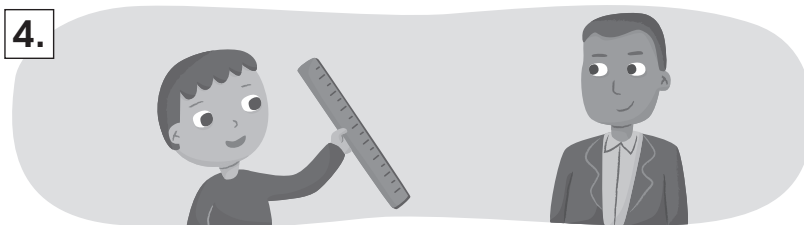
Yes, it is.  
 No, it isn't.



Yes, it is.  
 No, it isn't.



Yes, it is.  
 No, it isn't.

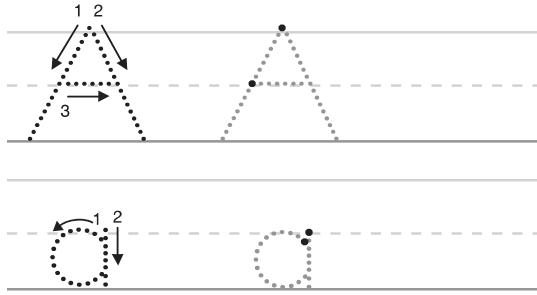


Yes, it is.  
 No, it isn't.

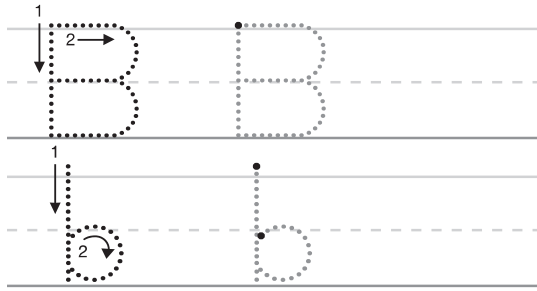
LESSON **5** Phonics

**1** Trace and write.

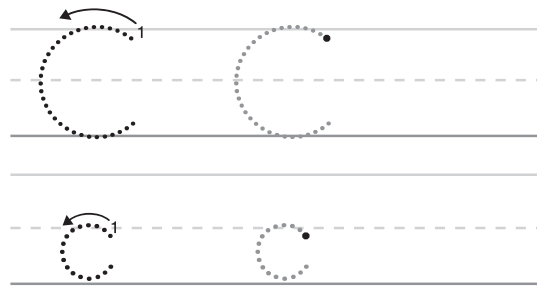
Aa  
apple



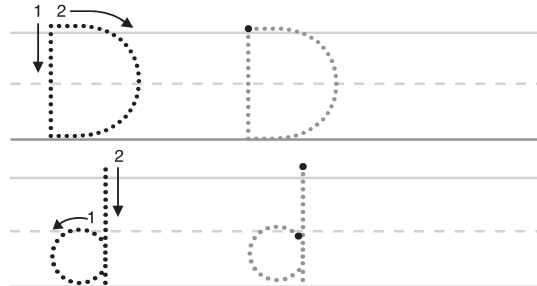
Bb  
bag



Cc  
carrot



Dd  
desk



**2** Match.

A	b
B	d
C	a
D	c

**3** Write.

A	<u>  a  </u>
B	<u>          </u>
C	<u>          </u>
D	<u>          </u>

**4** Listen. Circle the first letter. TR: 7

1. a    b     c    d
2. a    b    c    d
3. a    b    c    d
4. a    b    c    d
5. a    b    c    d
6. a    b    c    d