

# Life

BEGINNER



**WORKBOOK** WITH KEY ■ INCLUDES AUDIO CD

HELEN STEPHENSON

**The following new and updated features of the second edition of *Life* are based on extensive research and consultation with teachers and learners from around the world:**

- Updated global content in the unit themes and reading selections
- Updated video material features additional video support for vocabulary learning
- New, specially selected National Geographic photography stimulates learners' visual literacy skills
- Refined grammar syllabus with increased scaffolding and an enhanced reference section
- Extended and better-integrated critical thinking syllabus actively engages students in their language learning, encouraging them to develop their own well-informed and reasoned opinions
- New 'My Life' speaking activities encourage learners to relate the global content to their own lives
- New 'Memory Booster' activities improve learners' ability to retain new language
- An improved Classroom Presentation Tool now includes the Workbook pages, academic skills worksheets, extra support and extension activities
- The Student's Web App includes video and audio for the Student's Book and Workbook, and additional interactive activities

**ACCESS YOUR FREE LIFE WEB RESOURCES, INCLUDING THE WEB APP AT:**

[NGL.Cengage.com/life](http://NGL.Cengage.com/life)

Username: life

Password: student

---

**ON THE COVER**

Artists perform the fire dragon dance during a celebration for Spring Festival at Wuhan Happy Valley, Hubei, China. Dragons are a symbol of China and are believed to bring good luck. © Miao Jian/Wuhan Morning Post/VCG/Getty Images

**SECOND  
EDITION**

# Life

**BEGINNER**

 **NATIONAL  
GEOGRAPHIC**  
LEARNING

**HELEN STEPHENSON**

**Life Beginner Workbook**  
**Helen Stephenson**

Vice President, Editorial Director: John McHugh  
Executive Editor: Sian Mavor  
Publishing Consultant: Karen Spiller  
Project Manager: Laura Brant  
Development Editor: Liz Driscoll  
Editorial Manager: Claire Merchant  
Head of Strategic Marketing ELT: Charlotte Ellis  
Senior Content Project Manager: Nick Ventullo  
Manufacturing Buyer: Elaine Bevan  
IP Analyst: Michelle McKenna  
IP Project Manager: Carissa Poweleit  
Cover: Lisa Trager  
Text design: Vasiliki Christoforidou  
Compositor: Lumina Datamatics Ltd.  
Audio: Prolingua Productions and Tom Dick and Debbie Productions Ltd  
Contributing Writer: Nick Kenny (IELTS practice test)

© 2019 National Geographic Learning, a Cengage Learning Company

WCN: 03-300-330

ALL RIGHTS RESERVED. No part of this work covered by the copyright herein may be reproduced or distributed in any form or by any means, except as permitted by U.S. copyright law, without the prior written permission of the copyright owner.

"National Geographic", "National Geographic" Society and the Yellow Border Design are registered trademarks of the National Geographic Society © Marcas Registradas

For product information and technology assistance, contact us at  
**Cengage Learning Customer & Sales Support, [cengage.com/contact](http://cengage.com/contact)**

For permission to use material from this text or product, submit all requests online at [cengage.com/permissions](http://cengage.com/permissions)  
Further permissions questions can be emailed to [permissionrequest@cengage.com](mailto:permissionrequest@cengage.com)

ISBN: 978-1-337-28544-5

**National Geographic Learning**

Cheriton House, North Way, Andover, Hampshire, SP10 5BE  
United Kingdom

National Geographic Learning, a Cengage Learning Company, has a mission to bring the world to the classroom and the classroom to life. With our English language programs, students learn about their world by experiencing it. Through our partnerships with National Geographic and TED Talks, they develop the language and skills they need to be successful global citizens and leaders.

Locate your local office at [international.cengage.com/region](http://international.cengage.com/region)

Visit National Geographic Learning online at [NGL.Cengage.com/ELT](http://NGL.Cengage.com/ELT)

Visit our corporate website at [www.cengage.com](http://www.cengage.com)

**CREDITS**

**Text:** page 24: source: 'Immigration to Europe: how many foreign citizens live in each country?', Guardian News and Media Limited, 2016. <http://www.guardian.co.uk/news/datablog/2010/sep/07/immigration-europe-foreign-citizens#>; page 24: source: 'London, France's sixth biggest city', by Lucy Ash, BBC News, May 30, 2012. <http://www.bbc.co.uk/news/magazine-18234930>; page 24: source: 'Population of foreign citizens in the EU27 in 2009. Foreign citizens made up 6.4% of the EU27 population', Eurostat, September 7, 2010. <http://ec.europa.eu/eurostat/documents/2995521/5051094/3-07092010-AP-EN.PDF/68b0c683-f8db-4918-aa9f-7e4d68cfd?version=1.0>; page 88: 'Field Notes: Mike Horn', National Geographic, 2007. <http://ngm.nationalgeographic.com>.

**Cover:** © Miao Jian/Wuhan Morning Post/VCG/Getty Images.

**Photos:** 5 © Stephen Alvarez/National Geographic Creative; 7 (tl) © Christopher Meder/Shutterstock.com; 7 (tm) © Werner Buchel/Shutterstock.com; 7 (tr) © wavebreakmedia/Shutterstock.com; 7 (ml) © littipon/Shutterstock.com; 7 (mm) © Jag\_cz/Shutterstock.com; 7 (mr) © Denis Krasnoukhov/Shutterstock.com; 7 (bl) Mike Chepurin/Alamy Stock Photo; 7 (br) ONOKY - Photonostop/Alamy Stock Photo; 8 (l) © Phovoir/Shutterstock.com; 8 (m) © CREATISTA/Shutterstock.com; 8 (r) Paul Strawson/Alamy Stock Photo; 9 (tl) © 7th Son Studio/Shutterstock.com; 9 (tr) © Denis Krasnoukhov/Shutterstock.com; 9 (mtl) © Ben Schonewille/Shutterstock.com; 9 (mtr) © Bunwit Unseree/Shutterstock.com; 9 (mbl) © Jr images/Shutterstock.com; 9 (mbr) © Passakorn sakulphan/Shutterstock.com; 9 (bl) Fotosoroka/Shutterstock.com; 9 (br) © REDPIXEL.PL/Shutterstock.com; 10 © goodluz/Shutterstock.com; 13 Frans Lemmens/Alamy Stock Photo; 14 (l) © Jeremy Reddington/Shutterstock.com; 14 (r) © D.Bond/Shutterstock.com; 15 (l) © Mike Theiss/National Geographic Creative; 15 (r) © Nicole Duplaix/National Geographic Creative; 16 © dotshock/Shutterstock.com; 18 Elmtree Images/Alamy Stock Photo; 21 (tl, ml) © Featureflash Photo Agency/Shutterstock.com; 21 (tr) © leedsn/Shutterstock.com; 21 (mr) © Back Page Images/REX/Shutterstock; 21 (bl) © REX/Shutterstock; 21 (br) Image and Events/Alamy Stockphoto; 22 (tl) © Vitaly Korovin/Shutterstock.com; 22 (tr) © i viewfinder/Shutterstock.com; 22 (ml) © MSPT/Shutterstock.com; 22 (mr) © Igor Klimov/Shutterstock.com; 22 (bl) © Sebastian Studio/Shutterstock.com; 22 (br) © Zeynep Demir/Shutterstock.com; 23 © logoboom/Shutterstock.com; 24 © Yuri Arcurs/Shutterstock.com; 25 (tl) ARISTO/Alamy Stock Photo; 25 (tr) © Songquan Deng/Shutterstock.com; 25 (bl) © Annela/Alamy Stock Photo; 25 (br) © Jamie Grill/Getty Images; 28 (tl) Richard Levine/Alamy Stock Photo; 28 (tm) © LightField Studios/Shutterstock.com; 28 (tr) Richard Donovan/Alamy Stock Photo; 28 (mtl) Alex Segre/Alamy Stock Photo; 28 (mtr) Ian Dagnall/Alamy Stock Photo; 28 (mbl) Agencia Fotografica Caro/Alamy Stock Photo; 28 (mbm) © Jamie Wilson/Shutterstock.com; 28 (mbr) eddie linszen/Alamy Stock Photo; 28 (bl) © chaoss/Shutterstock.com; 28 (br) incamerastock/Alamy Stock Photo; 31 (t) Chris Lawrence Images/Alamy Stock Photo; 31 (b) © Michael Melford/National Geographic Creative; 32 © l i g h t p o e t/Shutterstock.com; 33 (t) © Vasca/Shutterstock.com; 33 (mt) © dan vojtech photographer/Shutterstock.com; 33 (mmt) © Layland Masuda/Shutterstock.com; 33 (m) © Evikka/Shutterstock.com; 33 (mmb) © stanislav/Shutterstock.com; 33 (mb) © margouillat photo/Shutterstock.com; 33 (b) © Elena Elisseeva/Shutterstock.com; 34 © Luciano Mortula/Shutterstock.com; 36 (l) keith morris/Alamy Stock Photo; 36 (tr) © Andris Tkacenko/Shutterstock.com; 36 (mtr) © Peshkova/Shutterstock.com; 36 (mbr) © Fuse/Getty Images; 36 (br) © Joel Sartore/National Geographic Creative; 37 (t) © siamionau pavel/Shutterstock.com; 37 (mt) © Ljupco Smokovski/Shutterstock.com; 37 (mb) © l i g h t p o e t/Shutterstock.com; 37 (b) © Pressmaster/Shutterstock.com; 38 (tl, br) © Planner/Shutterstock.com; 38 (tml) © Zharinova Marina/Shutterstock.com; 38 (tmr) © irin-k/Shutterstock.com; 38 (tr) © Rob Wilson/Shutterstock.com; 38 (ml, bl) © Michael Cyran/Shutterstock.com; 38 (mml, bml) © MiloVad/Shutterstock.com; 38 (mmr, bm) © Evgeny Karandaev/Shutterstock.com; 38 (mr, bmr) © gcafotografia/Shutterstock.com; 39 © Everett Collection/Shutterstock.com; 40 © AP Photo/Danny Johnston/AP Images; 41 Radius Images/Alamy Stock Photo; 42 © Yuri Arcurs/Shutterstock.com; 44 © Peter Essick/National Geographic Creative; 46 (tl) Holger Burmeister/Alamy Stock Photo; 46 (tr) © T-Design/Shutterstock.com; 46 (ml) © Marvel Enterprises/The Kobal Collection; 46 (mr) © Minerva Studio/Shutterstock.com; 46 (bl) © Lisa S./Shutterstock.com; 46 (br) © Anan Kaewkhammul/Shutterstock.com; 47 Blend Images/Alamy Stock Photo; 48 TC/Alamy Stock Photo; 49 Asia Images Group Pte Ltd/Alamy Stock Photo; 53 © Joel Sartore/National Geographic Creative; 55 Mario Moreno/Alamy Stock Photo; 56 © maga/Shutterstock.com; 58 © Spike Mafford/Getty Images; 59 © Pascal Deloche/Getty Images; 60 © Blend Images/Shutterstock.com; 61 (tl) © Creativa Images/Shutterstock.com; 61 (tr) Blend Images/Alamy Stock Photo; 61 (ml) © Freebird7977/Shutterstock.com; 61 (mr) © LuckyImages/Shutterstock.com; 61 (bl) © kzenoni/iStockphoto.com; 61 (br) Tetra Images/Alamy Stock Photo; 63 © Walter Bibikow/Getty Images; 64 © Maggie Steber/National Geographic Creative; 65 PhotoAlto/Alamy Stock Photo; 68 (l) Peter Cavanagh/Alamy Stock Photo; 68 (tr) © artproem/Shutterstock.com; 68 (mtr) © risteski goce/Shutterstock.com; 68 (mmtr) © sagir/Shutterstock.com; 68 (mmb, mbr) © Karkas/Shutterstock.com; 68 (br) © Neirfy/Shutterstock.com; 69 © jgorzynik/Shutterstock.com; 71 ONOKY - Photonostop/Alamy Stock Photo; 72 © Joe Goodson/Shutterstock.com; 73 PHOTOINKE/Alamy Stock Photo; 74 © Jeremy Woodhouse/Getty Images; 76 © Wellcome Library, London; 77 © Topical Press Agency/Getty Images; 79 © New Line Cinema/The Kobal Collection; 80 INTERFOTO/Alamy Stock Photo; 82 © Sunghree.Kang/Shutterstock.com; 85 © Kenneth Geiger/National Geographic Creative; 86 © Eamonn M. McCormack / Stringer/Getty Images; 88 © Borge Ousland/National Geographic Creative; 89 © Eric Raptosh Photography/Getty Images; 90 © Sam Abell/National Geographic Creative; 92 © Randy Olson/National Geographic Creative; 96 (l) © Mark Yuill/Shutterstock.com; 96 (r) © Anna Baburkina/Shutterstock.com; 97 © g-stockstudio/Shutterstock.com.

**Illustrations:** 4, 5, 6 (t, b), 19 (m), 26 (t), 44 (3-5), 54 Lumina Datamatics Ltd.; 6 (mt, mb), 14, 29, 32 (map) David Russell; 8, 32 (clocks), 44 (1, 2), 56 Matthew Hams; 11, 12, 30, 52 (routines), 78 (scenes), 84, 94 James Gilleard/Folio Illustration; 16, 17, 19 (t, b), 32 (horizon), 40, 43, 48, 49, 52 (trees), 62 (whiteboard), 66, 67, 69, 70 (safe), 72, 78 (ill), 88, 99, 130 Laszlo Veres/Beehive Illustration; 20, 38, 57, 87 Alex Hedworth/Eye Candy Illustration; 26 (b) Norbert Sipos/Beehive Illustration; 62 (lecture), 70, 92 Peter Cornwell.

# Contents

<b>Unit 1</b>	<b>Hello</b>	<b>page 4</b>
<b>Unit 2</b>	<b>Holidays</b>	<b>page 12</b>
<b>Unit 3</b>	<b>Family and friends</b>	<b>page 20</b>
<b>Unit 4</b>	<b>Cities</b>	<b>page 28</b>
<b>Unit 5</b>	<b>My things</b>	<b>page 36</b>
<b>Unit 6</b>	<b>We love it!</b>	<b>page 44</b>
<b>Unit 7</b>	<b>Daily life</b>	<b>page 52</b>
<b>Unit 8</b>	<b>Work and study</b>	<b>page 60</b>
<b>Unit 9</b>	<b>Travel</b>	<b>page 68</b>
<b>Unit 10</b>	<b>Famous people</b>	<b>page 76</b>
<b>Unit 11</b>	<b>True stories</b>	<b>page 84</b>
<b>Unit 12</b>	<b>The weekend</b>	<b>page 92</b>
	<b>IELTS practice test</b>	<b>page 100</b>
	<b>Audioscripts</b>	<b>page 113</b>

# Unit 1 Hello

## 1a People

### Vocabulary the alphabet

1 1 Complete the alphabet. Listen and check.

Aa	.....	Cc	.....
Ee	.....	Gg	.....
Ii	.....	Kk	.....
Mm	.....	Oo	.....
Qq	.....	Ss	.....
Uu	.....	Ww	.....
Yy	.....		

2 1 Listen again and repeat the alphabet.

3 2 Listen and circle the letter you hear.

1 A / **E**

2 E / I

3 G / J

4 H / J

5 K / Q

6 S / Z

7 Q / U

8 V / W

4 Say the letters. Circle the letter with the same sound.

1 AHJ **K** / T

2 BCDE O / P

3 FLM G / N

4 I Y / Z

5 QU V / W

### 5 Dictation words

a 3 Listen and write the words.

1 *door*

2 .....

3 .....

4 .....


5 .....

6 .....

b 4 Look at the pictures. Listen and write the words.



1 l \_ \_ \_ \_



2 l \_ \_ \_



3 r \_ \_ \_



4 r \_ \_ \_ \_



5 s \_ \_



6 w \_ \_ \_ \_

## Grammar *be: I + am, you + are*

6 Look at the photo. Choose the correct option.

'Hi. *I'm* / *You're* Louise Hose.'

7 Choose the correct option.

LOUISE: Hi. <sup>1</sup> *I'm* / *You're* Louise.




STEPHEN: Hello. <sup>2</sup> *I'm* / *You're* Stephen Alvarez.

LOUISE: Oh, <sup>3</sup> *I'm* / *you're* with *National Geographic*.

STEPHEN: Yes. Nice to meet you.

LOUISE: Nice to meet you too.

8  5 Write *I* or *You*. Listen and check.

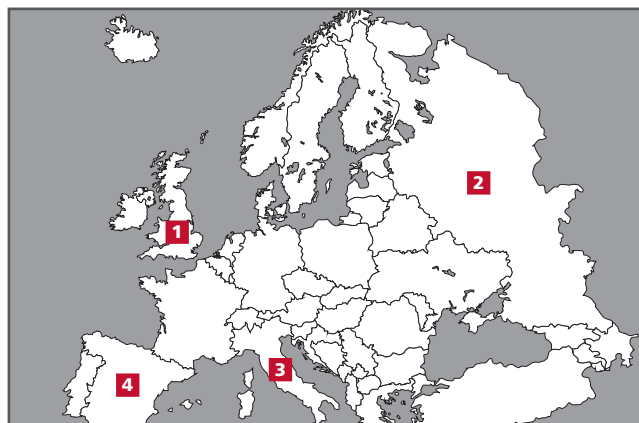


# 1b Around the world

## Vocabulary countries and nationalities

1 Look at the maps. Write the countries.

- 1 the TUIDNE ..... *United*  
 KIMNDOG ..... *Kingdom*
- 2 ASISUR .....
- 3 AILTY .....
- 4 AINPS .....
- 5 ABILRZ .....
- 6 AAACDN .....
- 7 the IDTUNE .....
- TESTSA .....
- 8 CEIMOX .....
- 9 TEYPG .....



## 2 Pronunciation word stress

a 6 Listen and circle the word you hear.

- 1 Russia / Russian
- 2 Egypt / Egyptian
- 3 Brazil / Brazilian
- 4 Canada / Canadian
- 5 Italy / Italian
- 6 Mexico / Mexican
- 7 Vietnam / Vietnamese

b 7 Listen and repeat the country and nationality words from Exercise 2a.

## Vocabulary numbers 1–10

3 Write the missing numbers.

- a eight ..... ten
- b two ..... four
- c seven ..... nine
- d four ..... six
- e one ..... three
- f six ..... eight



## Grammar *be: he/she/it + is*

4 Write sentences with nationalities.



1 Anna is from Australia.  
*She's Australian.*



2 Jorge is from Brazil.



3 Cricket is from the United Kingdom.



4 Sâu is from Vietnam.



5 Pizza is from Italy.



6 Ahmed is from Egypt.

## Listening an artist from Italy

5 8 Look at the photo. Complete the text. Listen and check.

This <sup>1</sup> ..... Enzo Chellini. <sup>2</sup> ..... a painter. <sup>3</sup> ..... from Venice. Venice <sup>4</sup> ..... in Italy. Enzo <sup>5</sup> ..... Italian.



6 Dictation *be*

9 Listen and complete the text.



“ Hello! <sup>1</sup> ..... Bruno. <sup>2</sup> ..... student. <sup>3</sup> ..... Astrid. <sup>4</sup> ..... student too. <sup>5</sup> ..... from Hamburg. <sup>6</sup> ..... Toronto. <sup>7</sup> ..... in Canada. ”

# 1c Phone numbers

1 10 Complete the greetings. Listen and check. Listen again and repeat.



1 Good .....



2 Good .....



3 Good .....



4 Good .....

2 11 Complete the conversations with a–c. Listen and check.

- a And you
- b are you
- c See you

1  
A: Good afternoon, Barbara. *How* ..... ?  
B: *Fine, thanks.* ..... ?  
A: I'm OK.

2  
C: ..... *later*, Anna.  
A: Bye, Carlos.

## Listening phone numbers

3 12 Look at the photos. Listen. Write the numbers (1–3).



**Boris** .....



**Lisa** .....



**Nasser** .....

4 12 Listen again. Match the information in the table.

Name	Country	City
Lisa	Germany	London
Nasser	Mexico	New York
Boris	Egypt	Merida

5 12 Listen again. Write the phone numbers.

Lisa .....

Nasser .....

Boris .....

## Grammar *my, your*

6 13 Complete the conversation with *my* and *your*. Listen and check.

LISA: Hi, Boris.  
BORIS: Hi, Lisa.  
LISA: What's <sup>1</sup> ..... phone number?  
BORIS: <sup>2</sup> ..... mobile number is 707 839 116.  
<sup>3</sup> ..... work number is 707 547 939.  
LISA: Thanks.  
BORIS: What's <sup>4</sup> ..... home number?  
LISA: <sup>5</sup> ..... home number is 55 018 375.  
BORIS: Great. Thanks.

## 7 Word focus extra *from*

Add *from* to three more sentences.

*from*

- 1 Nasser is ↑ Egypt.
- 2 Joana is Madrid.
- 3 He's in London.
- 4 This phone call is Boris.
- 5 I'm Mexican.
- 6 He's South Africa.

# 1d What's this in English?

## Vocabulary in the classroom

1 Write the names of the things.



1 p.....



2 c.....



3 c.....



4 b.....



5 n.....



6 p.....



7 t.....



8 p.....

## Real life classroom language

2 14 Write the words in the conversations. Listen and check.

down home late open page page  
repeat spell understand what's

- 1 S: ..... this in English?  
T: It's a computer.  
S: Thanks.
- 2 S: Good afternoon. Sorry I'm .....  
T: That's OK.
- 3 T: Work in pairs.  
S: I don't .....  
T: Work in pairs – two students.
- 4 T: OK. .... your books. Look at ..... ten.  
S: ..... ten?  
T: Yes.
- 5 S: Can you ..... that, please?  
T: Yes. Look at page ten.
- 6 T: Good morning, everyone. Sit ..... , please.  
S: Good morning.
- 7 T: This is a table.  
S: Can you ..... it, please?  
T: T-A-B-L-E.
- 8 T: Do Exercise three at ..... . See you next time.  
S: Bye.

### 3 Pronunciation questions

15 Listen and repeat the questions from Exercise 2.

### 4 Listen and respond questions

a 15 Listen to the questions again. Respond with the sentences in Exercise 2.

*What's this in English?*

*It's a computer.*

b 15 Listen to the questions again. Respond with sentences about an object from Exercise 1.


# 1e My ID

## Writing a visa

### 1 Writing skill capital letters (1)

**a** Rewrite the sentences with the correct capital letters.

- 1 my name is chris cavendish.  
*My name is Chris Cavendish.*
- 2 i'm from the united kingdom.  
.....
- 3 paula is from the united states.  
.....
- 4 spain is in europe.  
.....
- 5 alex robson is a doctor.  
.....
- 6 hanoi is in vietnam.  
.....

**b**  **16** Look at the table. Listen and write the words in the table. Write the correct capital letters.

a city	
a country	
a language	
a name	
a nationality	

### 2 Writing skill extra full stops, question marks


**a** Look at the examples.

*What's your job?*

*I'm a doctor.*

**b** Add full stops and question marks.

- 1 What's your name ?
- 2 It's 96 457 329 .
- 3 I'm fine .
- 4 Can you spell that ?
- 5 My name's Chris Cavendish .
- 6 Yes. C-A-V-E-N-D-I-S-H .
- 7 How are you ?
- 8 What's your phone number ?

**c**  **17** Match the questions and answers in Exercise 2b. Listen and check.

- 1 .....
- 4 .....
- 7 .....
- 8 .....

**3** Complete the visa form with the information. Use capital letters.

south african    writer    greta    lessard

## UK Visa

**First name** .....

**Surname** .....

**Nationality** .....

**Job** .....

