

impact

FOUNDATION

WORKBOOK
with Audio CD

Impact Workbook Foundation

Series Editors: JoAnn (Jodi) Crandall
and Joan Kang Shin

Publisher: Gavin McLean

Commissioning Editor: Sian Mavor

Editorial Manager: Claire Merchant

Editorial Project Manager: Adèle Moss

Media Research: Leila Hishmeh

Head of Production: Celia Jones

Content Project Manager: Sue Povey

Manufacturing Manager: Eyvett Davis

Art Director/Cover Design: Brenda Carmichael

Interior Design & Composition: DoubleInk

Audio Producer: James Richardson

© 2018 National Geographic Learning, a Cengage Learning Company

WCN: 03-300-342

ALL RIGHTS RESERVED. No part of this work covered by the copyright herein may be reproduced or distributed in any form or by any means, except as permitted by U.S. copyright law, without the prior written permission of the copyright owner.

"National Geographic", "National Geographic Society" and the Yellow Border Design are registered trademarks of the National Geographic Society

© Marcas Registradas

For product information and technology assistance, contact us at
Cengage Learning Customer & Sales Support, cengage.com/contact

For permission to use material from this text or product,
submit all requests online at **cengage.com/permissions**

Further permissions questions can be emailed to
permissionrequest@cengage.com

Workbook with Audio CD Foundation

ISBN: 978-1-337-29396-9

National Geographic Learning

Cheriton House, North Way, Andover, Hampshire, SP10 5BE, United Kingdom

National Geographic Learning, a Cengage Learning Company, has a mission to bring the world to the classroom and the classroom to life. With our English language programs, students learn about their world by experiencing it. Through our partnerships with National Geographic and TED Talks, they develop the language and skills they need to be successful global citizens and leaders.

Locate your local office at **international.cengage.com/region**

Visit National Geographic Learning online at **NGL.Cengage.com/ELT**

Visit our corporate website at **www.cengage.com**

ON THE COVER

Ice climbing under the aurora borealis at the Athabasca Glacier in Jasper National Park, Canadian Rockies

IMPACT STUDENT RESOURCES (including audio)

Go to: **NGL.Cengage.com/impact**

impact

WORKBOOK

FOUNDATION

SERIES EDITORS

JoAnn (Jodi) Crandall

Joan Kang Shin

Unit 0	Welcome!	2
Unit 1	Family Matters	16
Unit 2	A Different Education	26
	Units 1-2 Review	36
Unit 3	Robots and Us	38
Unit 4	Part of Nature	48
	Units 3-4 Review	58
Unit 5	Water	60
Unit 6	The City: Past, Present and Future	70
	Units 5-6 Review	80
Unit 7	Amazing Space	82
Unit 8	See the World	92
	Units 7-8 Review	102
	You Decide Activities	104

Unit 0

Welcome!

THE ALPHABET

1 Write the missing letters.

A a _____ C _____ f G _____ i _____
L _____ m _____ p _____ S _____ u _____
_____ W _____ y _____

2 Write the words in alphabetical order. Then spell them out loud.

class pencil paper name ~~book~~ homework

1. book 4. _____
2. _____ 5. _____
3. _____ 6. _____

3 Listen. Write the cities you hear. Use a map to find the country for each city. Write, say and spell each country name. Then check your answers with a partner. 🎧 002

Example: Athens Greece

1. _____
2. _____
3. _____
4. _____
5. _____
6. _____
7. _____
8. _____

GREETINGS AND INTRODUCTIONS

1 Read and match. Write the letter on the line.

- | | |
|--|------------------------|
| <u> d </u> 1. Hello! | a. Nice to meet you! |
| _____ 2. What's your name? | b. I'm from Singapore. |
| _____ 3. Where are you from? | c. My name is Raina. |
| _____ 4. Lara, this is my teacher, Mr Patel. | d. Hi! |

2 Read. Complete the conversation.

Mrs Lee: Hello! My (1) _____ is Mrs Lee. What's your (2) _____?

Jian: (3) _____ name's Jian. Nice to (4) _____ you, Mrs Lee.

Mrs Lee: Hi, Jian! Good to meet (5) _____, too!


Jian: (6) _____ are you from?

Mrs Lee: I'm (7) _____ Shanghai.

Jian: Oh, really? (8) This _____ Peter. He's from Shanghai, too.

Mrs Lee: (9) _____, Peter.

Peter: Hello, Mrs Lee. (10) _____ to meet you!

3 Listen. Write a response using answers about yourself.  003

1. _____
2. _____
3. _____
4. _____

GRAMMAR

Subject pronouns and *be*

Full forms	Contractions
I am from Buenos Aires. It is in Argentina. Juan is from Mexico City. He is Mexican. We are not from England. Paula's family is Canadian. She is from Toronto.	I'm from Buenos Aires. It's in Argentina. You're from Mexico. He's Mexican too. We're not / We aren't from England. They're Canadian. She's from Toronto.

1 Read. Write the full form of *be*.

1. you are
2. I _____
3. he /she _____
4. they _____
5. it _____
6. we _____

2 Write the contractions. Use the words from Activity 1.

1. you're
2. _____
3. _____
4. _____
5. _____
6. _____

3 Read and write. Use a map if necessary.

1. Berta is from Santiago. She isn't Australian.
2. Kyle is from London. _____ French.
3. Lucas is from Rio de Janeiro. _____ Brazilian.
4. Valerie and Christine are from Chicago. _____ American.
5. Mei and I are from Shanghai. _____ Malaysian.
6. You're from Costa Rica. _____ Argentinian.

4 Write three sentences. Say where you and two other people are from.

1. _____
2. _____
3. _____

CLASSROOM LANGUAGE

1 **Read.** Who do you think is speaking? Write **T** for *Teacher* or **S** for *Student*.

1. 'Be quiet, please!' T
2. 'I'm sorry I'm late, Mrs Reed.'
3. 'Open your books at page 23.'
4. 'Listen to the recording.'
5. 'Excuse me, how do you spell "welcome"?'
6. 'Can you repeat that, please?'
7. 'Work in pairs.'
8. 'Mrs Reed, what does "nationality" mean?'

2 **Read.** Complete the conversation with the phrases from the box.

How do you spell Open your books Sit down sorry I'm late What page is it work in pairs

Mr Jansen: (1) _____, please. Today, let's learn about cities and countries. (2) _____ at page 110.

Thomas: Hello. I'm (3) _____, Mr Jansen.

Mr Jansen: Hurry up please, Thomas! Sit down and open your book.

Thomas: (4) _____, please?

Mr Jansen: It's page 110, Thomas. OK, let's start. Look at the photograph. Who knows which city that is? Yes, Juliana?

Juliana: It's Moscow.

Mr Jansen: That's right! (5) _____ 'Moscow', Juliana?

Juliana: M-O-S-C-O-W.

Mr Jansen: That's right. Now (6) _____. Do Activity 1 with your partner.

MONTHS OF THE YEAR AND DAYS OF THE WEEK

1 Find and circle ten words in the puzzle. Then write them in the correct box.

E	B	J	A	N	U	A	R	Y	F	C	A	Y
F	H	I	M	O	E	W	U	D	Y	S	R	M
E	P	L	I	V	T	D	A	G	R	S	A	S
B	R	A	X	E	E	H	D	E	U	Y	J	A
R	R	Q	C	M	N	A	U	B	I	S	D	T
U	D	A	S	B	T	J	G	R	O	L	T	U
A	D	T	C	E	L	U	R	O	S	F	K	R
R	L	A	P	R	I	L	T	E	B	D	E	D
Y	M	O	N	D	A	Y	H	S	W	D	A	A
E	T	Y	P	W	E	D	N	E	S	D	A	Y
D	E	T	N	D	A	B	P	W	O	A	R	R

Months

April

Days

2 Write. Complete the tables from Activity 1 with the remaining months and days.

3 Listen. Write the month of each person's birthday. 🎧 004

1. Nadia _____

3. Salma _____

2. John _____

4. Rashi _____

SEASONS


1 Look and draw. Draw a picture to show each season.

spring	fall
summer	winter

NUMBERS

1 Write the numbers.

- _____ thirty-five
- _____ one hundred and twenty
- _____ six hundred and eighty-two
- _____ one thousand nine hundred and fifty-seven
- 396 _____
- 983 _____

2 Listen. Complete the sentences.  005

1. It's the _____ race of the day.
2. Emilia finishes _____.
3. Paula is _____.
4. Sara is _____.
5. Roberto is _____.
6. Miguel is _____.

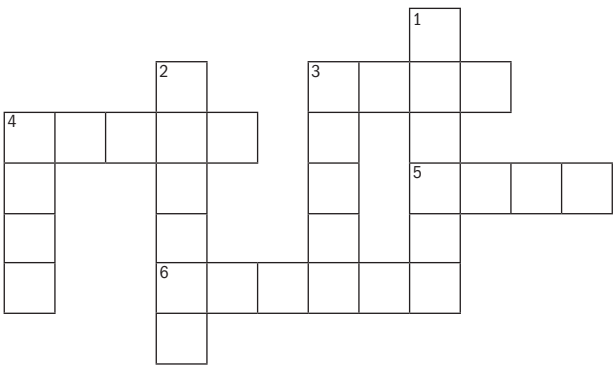
3 Write about your next birthday. Include the month, day and season. Use a calendar.

COLOURS

1 **Read.** Tick ✓ the correct sentences. Rewrite the incorrect sentences.

- 1. Elephants are red. _____
- 2. Zebras are black and white. _____
- 3. Apples are blue. _____
- 4. Chocolate is brown. _____
- 5. The sun is purple. _____
- 6. Rice is usually white or brown. _____

2 **Read and write.** Use the clues to complete the puzzle with the colours.



Across

- 3. the colour of the sea
- 4. yellow + blue
- 5. red + white
- 6. yellow + red

Down

- 1. red + blue
- 2. the colour of a banana
- 3. the colour of a teddy bear
- 4. black + white

TELLING THE TIME

1 Listen. Circle the clock with the time you hear.  006

1.



3.



5.



2.



4.



6.



2 Write. Complete the sentences with your own information.

1. I have breakfast at half past seven.

2. I go to school at _____.

3. I have lunch at _____.

4. I watch TV at _____.

5. I go to bed at _____.

3 Read and look. Say and write what time it is. Use *in the morning/afternoon/evening*.

4.30



7.00



11.15



8.45



5.45



1. Edgar is eating breakfast. What time is it? _____

2. Julian is in a maths class. What time is it? _____

3. Susannah is playing football. What time is it? _____

4. Mary is playing video games. What time is it? _____

5. Felipe is going to bed. What time is it? _____
