

CAMBRIDGE

STARTER

SECOND EDITION

STUDENT'S BOOK

with Interactive eBook

Herbert Puchta, Jeff Stranks
& Peter Lewis-Jones

CEFR

A1



**AMERICAN
THINK**

Better
Learning

CONTENTS

Welcome p 4 The alphabet; Colors; International words Articles: *a* and *an*; The day; Saying *Hello* and *Goodbye*
Classroom objects; Numbers 0–20; Plural nouns; Classroom language Numbers 20–100; Messages; Review

	FUNCTIONS & SPEAKING	GRAMMAR	VOCABULARY
Unit 1 All together p 12	Getting to know someone Developing Speaking: Talking about yourself and others	Question words The verb <i>to be</i>	Countries and nationalities Adjectives
Unit 2 I'm excited p 20	Talking about feelings Asking questions Expressing likes and dislikes	<i>to be</i> (negative, singular and plural) <i>to be</i> (questions and short answers) Object pronouns	Adjectives to describe feelings Positive and negative adjectives

Life Competencies: Being patient , **Culture:** Masks from around the world , Review

Unit 3 Family time p 30	Describing good qualities Talking about family Developing Speaking: Giving compliments	Possessive 's Possessive adjectives <i>this / that / these / those</i>	Family members House and furniture
Unit 4 City life p 38	Talking about places in a town/city Giving directions Buying in a store	<i>there is / there are</i> <i>some / any</i> Imperatives	Places in a town/city Prepositions of place Numbers 100+ Prices

Life Competencies: Good manners , **Culture:** Parks around the world , Review

Unit 5 Free time p 48	Talking about habits and activities Talking about technology habits Developing Speaking: Encouraging someone	Simple present Adverbs of frequency Simple present (negative and questions)	Free-time activities Gadgets
Unit 6 Best friends p 56	Helping a friend Describing people	<i>have / has</i> (positive, negative, and questions) Countable and uncountable nouns	Parts of the body Describing people

Life Competencies: Being supportive , **Culture:** Welcoming people around the world , Review

Unit 7 Living for sports p 66	Talking about abilities Telling the time Talking about routines and dates Developing Speaking: Making suggestions	<i>can</i> (ability) Prepositions of time	Sports Telling the time Months and seasons Ordinal numbers
Unit 8 Feel the rhythm p 74	Talking about music and feelings Describing a scene Talking about likes and dislikes	Present continuous <i>like / don't like + -ing</i>	Clothes

Life Competencies: Being positive , **Culture:** Dances around the world , Review

Unit 9 Who's hungry? p 84	Talking about food and eating habits Talking about obligation Asking nicely and offering Developing Speaking: Offering and asking for help	<i>must / mustn't</i> <i>can</i> (asking for permission) <i>I'd like ... / Would you like ...?</i>	Food and drink Meals
Unit 10 Big successes p 92	Talking about achievements Talking about the past Asking for information about the past Talking about the weather	Simple past: <i>was / wasn't; were / weren't; there was / were</i> Simple past: <i>Was he ...? / Were you ...?</i> Simple past: regular verbs	Time expressions: past The weather

Life Competencies: Thinking about other people , **Culture:** Statues around the world , Review

Unit 11 The animal world p 102	Asking and answering about past vacations Talking about ability in the past Describing a picture Developing Speaking: Sequencing (in a story)	Simple past: irregular verbs Simple past: (negative and questions) <i>could / couldn't</i> (ability)	Verb and noun pairs Adjectives
Unit 12 Moving around p 110	Talking about travel and transportation Comparing things At the train station	Comparative adjectives <i>one / ones</i>	Transportation Geographical places

Life Competencies: Facing our fears , **Culture:** Transportation around the world , Review

PRONUNCIATION	THINK!	SKILLS
/h/ or /w/ in question words	Values: Don't stop the music!	Reading Website: Crazy about music Dialogue: Favorite artists Writing Completing a questionnaire: Personal information Listening Radio quiz: One-Minute Challenge
Vowel sounds – adjectives	Values: Welcoming someone Train to THINK: Categorizing	Reading Text messages: Hi there! Dialogue: A birthday present Writing Text message: Describing feelings and things Listening Dialogues: Talking about feelings

TOWARDS A2 Key for Schools practice

<i>this / that / these / those</i>	Values: Families	Reading Article: Movie stars and their families Dialogue: Anna's family Writing Description: Your favorite room Listening Monologues: Describing family
Word stress in numbers	Values: My town/city Train to THINK: Exploring numbers	Reading Brochure: Great cities to visit Dialogues: In the store Writing Brochure: A brochure for your town / city Listening Dialogues: Asking for directions

TOWARDS A2 Key for Schools practice

Simple present verbs – third person	Values: Better together or better alone?	Reading Newsletter: Robotics Club is cool! Quiz: Do you need a tech break? Writing Paragraph: Days in your life Listening Monologues: Describing electronic gadgets
Long vowel sound /ei/	Values: Helping a friend Train to THINK: Attention to detail	Reading Article: A real friend Dialogue: A surprise for Ellie Writing Paragraph: Describing a friend Listening Dialogue: Friendship symbols

TOWARDS A2 Key for Schools practice

Vowel sound /ɔɪ/	Values: The importance of sports	Reading Article: Sports wonders! Article: An amazing last four minutes Writing Paragraph: My favorite athlete Listening Phone call: Making arrangements
Intonation – listing items	Values: Music Train to THINK: Memorizing	Reading Microblogs: #Musicintheforest Dialogue: An interview with a teenage DJ Writing Microblogs: Describing a scene Listening Radio program: Musicians around the world

TOWARDS A2 Key for Schools practice

Intonation – giving two choices	Values: How you eat is important	Reading Article: Kitchen kids Menu and dialogue: In a restaurant Writing Menu: A meal plan for your friend Listening Dialogue: Cooking
Simple past regular verbs	Values: Hard work and achievement Train to THINK: Sequencing	Reading Article: She was the first woman in space Article: Sports achievers Writing Proposal: A statue in my town Listening Dialogue: An awards ceremony at school

TOWARDS A2 Key for Schools practice

Simple past irregular verbs	Values: Animals and us	Reading Article: Dolphins to the rescue Article: Extinct animals Writing Short text: An extinct animal Listening Dialogue: Josh's vacation
Word stress – comparatives	Values: Transportation and the environment Train to THINK: Comparing	Reading Article: The great race Article: My favorite trip Writing Description: Unusual forms of transportation Listening Dialogue: At the train station

TOWARDS A2 Key for Schools practice

Pronunciation pages 120–121

Get it right! pages 122–126

Speaking activities pages 127–128

WELCOME

The alphabet

- 1 W.01 Listen to the alphabet. Then listen again and repeat.



- 2 W.02 Listen to the sounds and repeat.

/eɪ/	/i:/	/e/	/aɪ/	/oʊ/	/ʊu:/	/ɑr/
a h	b c d	f l				
j k	e g p t	m	i y	o	q u w	r
	v z	n s x				

- 3 **SPEAKING** Work in pairs. Spell your name to your partner. Your partner writes your name. Is he/she correct?

Colors

- 4 Write the colors in the correct places in the key.



black | blue | brown | green | gray | orange
pink | purple | red | white | yellow



Key

- | | |
|----------------|----------|
| 0 <u>white</u> | 6 _____ |
| 1 _____ | 7 _____ |
| 2 _____ | 8 _____ |
| 3 _____ | 9 _____ |
| 4 _____ | 10 _____ |
| 5 _____ | |

- 5 **SPEAKING** Work in pairs. What colors can you see around you? Tell your partner.



International words

6 Match the words in the list with the pictures. Write 1–16 in the boxes.

- | | | |
|-------------|---------------|-----------|
| 1 airport | 7 hotel | 13 taxi |
| 2 bus | 8 phone | 14 city |
| 3 café | 9 pizza | 15 tablet |
| 4 park | 10 restaurant | 16 Wi-Fi |
| 5 soccer | 11 sandwich | |
| 6 hamburger | 12 T-shirt | |

7 **W.03** Listen, check, and repeat.

8 **SPEAKING** Work in pairs. Choose one of the words in Exercise 6 and spell it to your partner. He/She writes the word. Is he/she correct?

Articles: *a* and *an*

1 Match the sentences in the list with the pictures. Write 1–4 in the boxes.

- 1 It's a red T-shirt.
- 2 It's a black and green T-shirt.
- 3 It's an orange T-shirt.
- 4 It's a blue T-shirt.



A



B



C



D


2 Write *a* or *an*.

- 0 an airport
- 1 _____ Indian restaurant
- 2 _____ red bus
- 3 _____ pizza
- 4 _____ yellow taxi
- 5 _____ orange phone
- 6 _____ American basketball player
- 7 _____ internet page

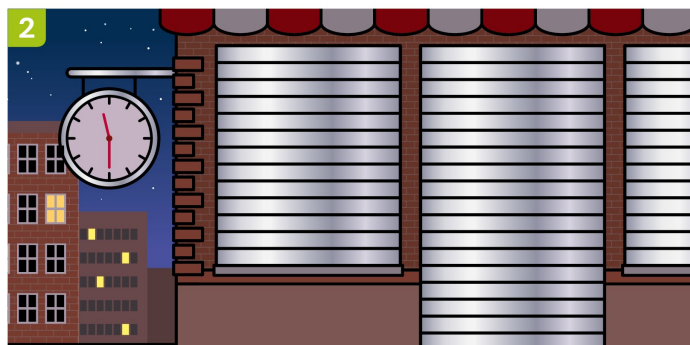
The day

3 Write the words in the list under the pictures.


afternoon | evening | morning | night




evening







Saying Hello and Goodbye

- 4  W.04 Complete the dialogues with the words in the list. Listen and check.

Bye | Good | have | Hi | How | morning
night | See you | thanks | **this**



1

Carmen Hello. My name's Carmen.

Felix Hi, Carmen. I'm Felix, and ⁰ this is Isabella.

Isabella ¹ _____, Carmen.

Carmen Hi, Felix. Hi, Isabella.



2

Harper ² _____ afternoon, Mrs. Cortez.

Mrs. Cortez Hi, Harper. ³ _____ are you?

Harper Great, ⁴ _____. And you?

Mrs. Cortez I'm fine, thanks.



3

Leo Good ⁵ _____, Mr. Williams.

Mr. Williams Hello, Leo. How are you?

Leo I'm fine, thank you.

Mr. Williams Good. I'll see you in class.

Leo ⁶ _____, Mr. Williams.



4

Violet Bye, Ezra.

Ezra Bye, Violet. ⁷ _____ later.

Violet Yeah, ⁸ _____ a good day.



5

Lucia Good ⁹ _____, Mom.

Mom Night, Lucia. Sleep well.

Classroom objects

- 1 Look at the photos. Do you know these words? If not, ask your teacher: *What's ... in English?*



0 door



5 _____



1 _____



6 _____



2 _____



7 _____




3 _____



8 _____



4 _____



9 _____

- 2 **W.05** Write the words in the list under the photos in Exercise 1. Listen, check, and repeat.

board | book | chair | computer | desk
door | pen | pencil | projector | window

- 3 Do you know any other classroom objects?

- 4 **SPEAKING** Work in pairs. Point to the photos in Exercise 1. Ask and answer questions.

What's this in English?

It's a desk.

- 5 **SPEAKING** Work in pairs. Find things in your classroom and say the object and the color.

A black pen.

An orange book.

Numbers 0–20

- 6 **W.06** Listen and repeat.

0 zero/“oh”

1 one

2 two

3 three

4 four

5 five

6 six

7 seven

8 eight

9 nine

10 ten

11 eleven

12 twelve

13 thirteen

14 fourteen

15 fifteen

16 sixteen

17 seventeen

18 eighteen

19 nineteen

20 twenty

- 7 **SPEAKING** Work in pairs. Choose three numbers from Exercise 6. Tell your partner to write them. Is he/she correct?

- 8 **W.07** Listen and write the phone numbers you hear.

1 _____ 3 _____

2 _____ 4 _____

- 9 **SPEAKING** Work in pairs. What's your favorite number? Compare.

Plural nouns

- 10 Write the words and the numbers under the pictures.



0 two desks 1 _____ 2 _____



3 _____ 4 _____ 5 _____



- 11 Match the singular and plural nouns.

Singular

0 one man

1 one woman

2 one person

3 one child

Plural


a three people

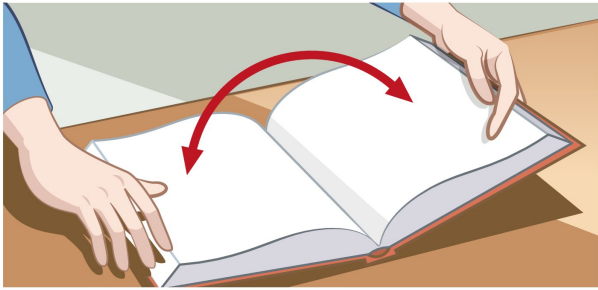
b four men

c six children

d five women

Classroom language

12  **W.08** Listen and number the phrases in the order you hear them. Write 1–10 in the boxes.



a ☐ Open your books.



b ☐ Listen!



c ☐ Raise your hand.



d ☐ Look at the picture.



e ☐ What does this mean?

13  **W.09** Listen again and repeat.



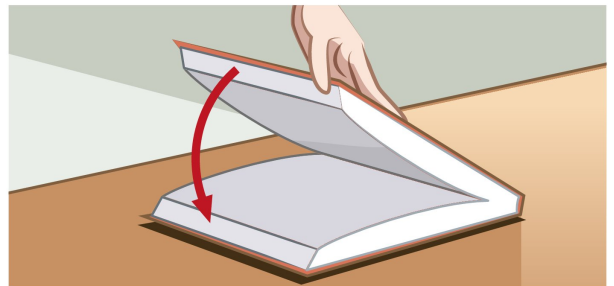
f ☐ Sorry, I don't understand.



g ☐ That's right.



h ☐ That's wrong.



i ☐ Close your books.



j ☐ Work with a partner.

Numbers 20–100

- 1 W.10 Match the numbers with the words. Listen and check.

- | | |
|-------|---------------|
| 1 20 | a fifty |
| 2 30 | b eighty |
| 3 40 | c ninety |
| 4 50 | d seventy |
| 5 60 | e one hundred |
| 6 70 | f thirty |
| 7 80 | g twenty |
| 8 90 | h sixty |
| 9 100 | i forty |

Look

43 = forty-three 85 = eighty-five
77 = seventy-seven

- 2 W.11 How do you say these numbers? Listen, check, and repeat.

- | | | |
|------|------|------|
| 1 24 | 2 87 | 3 33 |
| 4 49 | 5 54 | 6 62 |
| 7 74 | 8 95 | |

- 3 Write the numbers.

- | | |
|------|---------------------|
| 0 23 | <u>twenty-three</u> |
| 1 47 | _____ |
| 2 60 | _____ |
| 3 89 | _____ |
| 4 34 | _____ |
| 5 58 | _____ |
| 6 72 | _____ |
| 7 91 | _____ |

Messages

- 4 W.12 Read and listen to the message. Complete the message to Alex.

Alex

Message from Jamie

His house number is ¹ _____.

The bus number is ² _____.

His phone number is ³ _____.

- 5 W.13 Now read, listen, and complete the message to Molly.

Molly Message from Mrs. Smith

Her address is ¹ _____

Main Street, apartment number ² _____.

Her telephone number is ³ _____.



Review

6 W.14 Work in groups. Play the "first letter" game.

- Listen to the letter of the alphabet.
- How many examples can you find for each category in the table?
- You get one point for each correct answer. The winner is the group with the most points.

	0 <u>P</u>	1 _____	2 _____	3 _____	4 _____	5 _____
Color	<i>pink</i> <i>purple</i>					
Actor	<i>Natalie Portman</i> <i>Brad Pitt</i>					
Classroom object	<i>pen</i> <i>pencil</i>					
Number (0–20)	–					
International word	<i>pizza</i> <i>phone</i>					
Total points	8					

7 Complete the words with the missing vowels. Then complete the table.

- | | |
|---------------------|---------------|
| 0 ph _ n _ | 6 ch _ _ r |
| 1 d _ _ r | 7 f _ v _ |
| 2 r _ st _ _ r _ nt | 8 y _ ll _ w |
| 3 _ r _ ng _ | 9 _ _ rp _ rt |
| 4 p _ n | 10 gr _ _ n |
| 5 n _ n _ | 11 _ _ ght |

International words	Colors	Numbers	Classroom objects
<i>phone</i>			

8 Put the dialogues in order. Write 1–4 and 1–3 in the boxes.

- | | | |
|---|---|-------------------------------|
| 1 | <input type="checkbox"/> Tom | Great, thanks. And you? |
| | <input checked="" type="checkbox"/> 1 Tom | Good morning, Harry. |
| | <input type="checkbox"/> Harry | I'm fine, thanks. |
| | <input type="checkbox"/> Harry | Hi, Tom. How are you? |
| 2 | <input type="checkbox"/> Amy | Yeah, have a good day. |
| | <input type="checkbox"/> Amy | Bye, Paul. |
| | <input type="checkbox"/> Paul | Bye, Amy. See you later. |
| 3 | <input type="checkbox"/> Dad | Good night, Lars. Sleep well. |
| | <input type="checkbox"/> Dad | It's bedtime. |
| | <input type="checkbox"/> Lars | OK. Good night, Dad. |

9 SPEAKING Work in pairs. Choose three of the pictures and spell the words for your partner to write. Is he/she correct?



1 ALL TOGETHER



Get THINKING

Watch the video and think:
where do you live?

OBJECTIVES

FUNCTIONS:

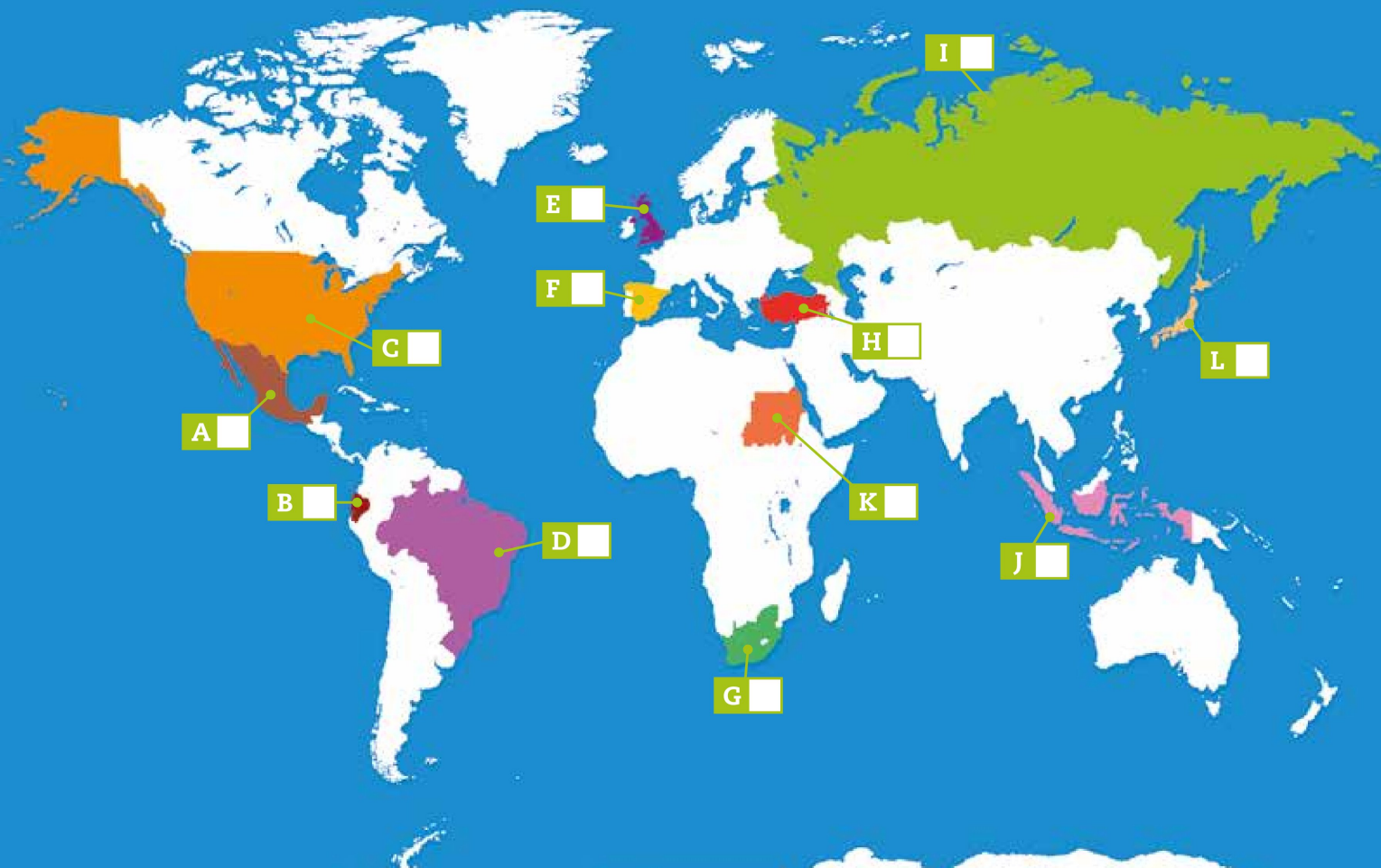
getting to know someone; talking about yourself and others

GRAMMAR:

question words; the verb *to be*

VOCABULARY:

countries and nationalities; adjectives



READING

- 1 Match the names of the countries with the places on the map. Write 1–12 in the boxes.

1 Brazil | 2 Ecuador | 3 Indonesia | 4 Japan
5 Mexico | 6 Russia | 7 South Africa | 8 Spain
9 Sudan | 10 Turkey | 11 the UK | 12 the US

- 2 **SPEAKING** Work in pairs. Talk about famous people from different countries.

Rafael Nadal is from Spain.

- 3 **1.01** Read and listen to the website. Then choose the correct words.

- 0 Cenc is from Brazil / Turkey.
1 Cenc is ten / 11.
2 Jess is from Newcastle / Manchester.
3 Bruno Mars is a singer / tennis player.
4 Flavia is Brazilian / Russian.
5 Flavia is 11 / 12.
6 Li Jun is from Japan / Indonesia.
7 Yuja Wang is a singer / pianist.