

Second Edition

Numeracy Book

Lorena Peimbert

Cambridge LittleSteps 2




CAMBRIDGE

Second Edition

Cambridge Little Steps 2

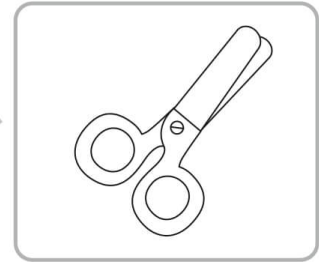
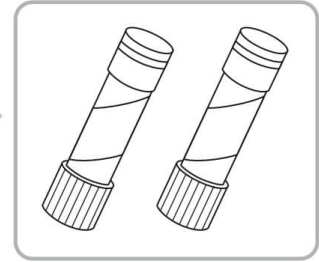
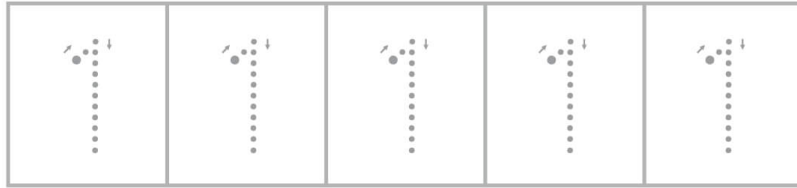
Contents

1	Numbers 1 to 5	3	7	Numbers 21 to 30	27
2	Numbers 6 to 10	7	8	Numbers 31 to 40	31
3	Numbers 11 to 13	11	9	Numbers 41 to 50	35
4	Numbers 14 to 16	15	Final Game	39	
5	Numbers 17 to 19	19			
6	Numbers 1 to 20	23			



1

Numbers 1 to 5

Trace. ¹₂₃ Count. Match.

Presentation: Make a set of cards with one or two drawings of the same school object on each card (pencil, marker, scissors, glue stick, paintbrush). Show children a card. Ask: *What's this? (A paintbrush.) How many (paintbrushes) can you see?* Children count and say. They open their books and trace the numbers. Then, they count and trace the lines to match the numbers to the corresponding number of school objects.

Practice: Give children a sheet of paper and different-colored pencils. Put the cards inside a bag. Play music. Children pass around the bag. Stop the music. The child with the bag pulls out a card, shows it to the class, and counts the school objects. Each child writes the number (1 or 2) on their sheet of paper using a colored pencil of their choice. Repeat several times.