

CAMBRIDGE

Discovery  
EDUCATION

Student's  
Book

4



# Smart Planet

**Ben Goldstein  
& Ceri Jones**

English for Spanish Speakers



**Vocabulary**
**Grammar**
**Reading**

<b>1</b>	<b>Changes</b> Page 7	<ul style="list-style-type: none"> <li>• Clothes <b>p8</b></li> <li>• Adjectives and dependent prepositions <b>p11</b></li> </ul>	<ul style="list-style-type: none"> <li>• used to and would <b>p10</b></li> <li>• Past perfect and past simple <b>p12</b></li> </ul>	<ul style="list-style-type: none"> <li>• Teenage fashions from the past <b>p9</b></li> <li>• ● Milan's Fashion Week <b>p9</b></li> <li>• Culture: Retro Britain <b>p13</b></li> <li>• ● Inside the Guitar <b>p13</b></li> </ul>
<b>Unit 1 Review p16</b>				
<b>2</b>	<b>A helping hand</b> Page 17	<ul style="list-style-type: none"> <li>• Personal qualities <b>p18</b></li> <li>• Phrasal verbs: learning and socialising <b>p21</b></li> </ul>	<ul style="list-style-type: none"> <li>• Reflexive pronouns and each other <b>p20</b></li> <li>• Present perfect simple <b>p22</b></li> <li>• Present perfect continuous <b>p22</b></li> <li>• Present perfect simple and present perfect continuous <b>p22</b></li> </ul>	<ul style="list-style-type: none"> <li>• A natural born climber <b>p19</b></li> <li>• ● Born to Dive <b>p19</b></li> <li>• Culture: A traditional Chinese wedding <b>p23</b></li> <li>• ● Shanghai Heights <b>p23</b></li> </ul>
<b>Unit 2 Review p26</b>				
<b>3</b>	<b>Young achievers</b> Page 27	<ul style="list-style-type: none"> <li>• Training and qualifications <b>p28</b></li> <li>• Achievements <b>p31</b></li> </ul>	<ul style="list-style-type: none"> <li>• be going to and present tenses for the future <b>p30</b></li> <li>• Predictions with be going to, will and may/might <b>p32</b></li> <li>• Future continuous <b>p32</b></li> </ul>	<ul style="list-style-type: none"> <li>• A profile of an unusual teenager <b>p29</b></li> <li>• ● Insectmobile <b>p29</b></li> <li>• Culture: Young Australian Award <b>p33</b></li> <li>• ● The Young and the Brave <b>p33</b></li> </ul>
<b>Unit 3 Review p36 Get it right! 1–3 p37 Unit review 1–3 p38 Project 1 p115</b>				
<b>4</b>	<b>Fabulous food</b> Page 39	<ul style="list-style-type: none"> <li>• Cooking verbs <b>p40</b></li> <li>• Adjectives describing food <b>p43</b></li> </ul>	<ul style="list-style-type: none"> <li>• First conditional with if, unless, when, and may/might <b>p42</b></li> <li>• Second conditional with would, could and might <b>p44</b></li> </ul>	<ul style="list-style-type: none"> <li>• Dangerous foods? <b>p41</b></li> <li>• ● Oil from Goats <b>p41</b></li> <li>• Culture: What influences the food on your plate? <b>p45</b></li> <li>• ● Fruits of the Sea <b>p45</b></li> </ul>
<b>Unit 4 Review p48</b>				
<b>5</b>	<b>Love yourself!</b> Page 49	<ul style="list-style-type: none"> <li>• Ailments <b>p50</b></li> <li>• Health and fitness <b>p53</b></li> </ul>	<ul style="list-style-type: none"> <li>• Possibility and probability <b>p52</b></li> <li>• Obligation/No obligation <b>p54</b></li> <li>• Prohibition <b>p54</b></li> </ul>	<ul style="list-style-type: none"> <li>• How do you rate? <b>p51</b></li> <li>• ● Natural Remedies <b>p51</b></li> <li>• Culture: USA: Health and fitness landscape <b>p55</b></li> <li>• ● Lifeguard and Athlete <b>p55</b></li> </ul>
<b>Unit 5 Review p58</b>				
<b>6</b>	<b>Stuff we like</b> Page 59	<ul style="list-style-type: none"> <li>• Everyday objects <b>p60</b></li> <li>• Modifiers <b>p63</b></li> </ul>	<ul style="list-style-type: none"> <li>• Passive: present simple, past simple and will <b>p62</b></li> <li>• Relative pronouns and clauses <b>p64</b></li> </ul>	<ul style="list-style-type: none"> <li>• Light in a bottle! <b>p61</b></li> <li>• ● Objects for Survival <b>p61</b></li> <li>• Culture: Is Facebook uncool? <b>p65</b></li> <li>• ● Game Changer <b>p65</b></li> </ul>
<b>Unit 6 Review p68 Get it right! 4–6 p69 Unit review 4–6 p70 Project 2 p116</b>				
<b>7</b>	<b>Celebrate in style</b> Page 71	<ul style="list-style-type: none"> <li>• Celebrations <b>p72</b></li> <li>• Descriptive adjectives <b>p75</b></li> </ul>	<ul style="list-style-type: none"> <li>• -ing forms <b>p74</b></li> <li>• Infinitives <b>p76</b></li> <li>• Infinitives and -ing forms <b>p76</b></li> </ul>	<ul style="list-style-type: none"> <li>• Prom or morp? <b>p73</b></li> <li>• ● Let's Celebrate <b>p73</b></li> <li>• Culture: Coming of age Korean style <b>p77</b></li> <li>• ● A Very Indian Wedding <b>p77</b></li> </ul>
<b>Unit 7 Review p80</b>				
<b>8</b>	<b>Weird and wonderful</b> Page 81	<ul style="list-style-type: none"> <li>• Story elements <b>p82</b></li> <li>• Linking phrases <b>p85</b></li> </ul>	<ul style="list-style-type: none"> <li>• Third conditional <b>p84</b></li> <li>• Must have, can't have, might/may/could have <b>p86</b></li> </ul>	<ul style="list-style-type: none"> <li>• A Sound of Thunder by Ray Bradbury <b>p83</b></li> <li>• ● Mission Possible? <b>p83</b></li> <li>• Culture: The pueblo people of the four corners <b>p87</b></li> <li>• ● A Lost Civilization <b>p87</b></li> </ul>
<b>Unit 8 Review p90</b>				
<b>9</b>	<b>Right or wrong?</b> Page 91	<ul style="list-style-type: none"> <li>• Crimes <b>p92</b></li> <li>• Reporting verbs <b>p95</b></li> </ul>	<ul style="list-style-type: none"> <li>• Reported statements <b>p94</b></li> <li>• Reported questions <b>p96</b></li> <li>• Indirect questions <b>p96</b></li> </ul>	<ul style="list-style-type: none"> <li>• The imperfect crime <b>p93</b></li> <li>• ● On the Run <b>p93</b></li> <li>• Culture: The law of the land <b>p97</b></li> <li>• ● Future Directions <b>p97</b></li> </ul>
<b>Unit 9 Review p100 Get it right 7–9 p101 Unit review 7–9 p102 Project 3 p117</b>				

## Listening

- An interview with a young actor **p11**

## Speaking and pronunciation

- 🎧 Parents in their Youth **p14**
- Buying clothes **p14**
- Pronunciation: *used to* **p103**

## Writing

- A biography **p15**
- Look at language: Sequencers and connectors **p15**

## CLIL

- History: The history of jeans **p106**
- 🎧 Trendsetters **p106**

- A news report about a community project **p21**

- 🎧 Helping a Friend **p24**
- Showing concern **p24**
- Pronunciation: Silent letters in *mb* and *bt* **p103**

- A personal email **p25**
- Look at language: Expressing how we feel **p25**

- ICT: The changing classroom **p107**
- 🎧 The House of the Future **p107**

- A radio discussion about a young entrepreneur **p31**

- 🎧 Saving up for Something **p34**
- Making decisions **p34**
- Pronunciation: Weak form of *to* **p103**

- An opinion essay **p35**
- Look at language: Linking words and phrases **p35**

- Science: The Archimedes Principle **p108**
- 🎧 A Cool Experiment **p108**

- A food-tasting game show **p43**

- 🎧 A Day Cooking for your Family **p46**
- Giving instructions **p46**
- Pronunciation: The letters *ea* **p104**

- Describing a local dish **p47**
- Look at language: Describing food **p47**

- Technology: Vertical farming **p109**
- 🎧 You Are What You Eat **p109**

- A school project **p53**

- 🎧 Preparing for a Sports Event **p56**
- Persuading someone to do something **p56**
- Pronunciation: Stress in multi-syllable words **p104**

- A leaflet **p57**
- Look at language: Describing succinctly and avoiding repetition **p57**

- P.E.: Well-being activities **p110**
- 🎧 Mysteries of the Brain **p110**

- A radio report from a flea market **p63**

- 🎧 A Favourite Gadget **p66**
- Buying a gadget **p66**
- Pronunciation: The letters *cia* **p104**

- An online product review **p67**
- Look at language: Describing a product **p67**

- Technology: Passive houses **p111**
- 🎧 What a Waste! **p111**

- A travel programme **p75**

- 🎧 The Worst Party **p78**
- Offers and requests **p78**
- Pronunciation: The letters *-tion* **p105**

- Describing a celebration **p79**
- Look at language: *So or too + adjective* **p79**

- History: 4<sup>th</sup> July celebration, USA **p112**
- 🎧 Reliving History **p112**

- A podcast about the Giant's Causeway **p85**

- 🎧 Describing Mistakes **p88**
- Getting more information **p88**
- Pronunciation: The letters *ch* **p105**

- Telling a story **p89**
- Look at language: Adverbs **p89**

- Science: Extinction **p113**
- 🎧 Lions in Danger **p113**

- A news report about crime **p95**

- 🎧 The Biggest Lie **p98**
- Clarifying **p98**
- Pronunciation: Intonation in indirect questions **p105**

- An online article **p99**
- Look at language: Describing amounts **p99**

- Technology: Copyright **p114**
- 🎧 True or False? **p114**

# Starter Unit

## Trips

- 1 Match the words and phrases in the box with the photos (1–6).

sailing a summer camp skiing climbing  
a safari trekking

1 trekking



## Present simple and present continuous

- 2 Choose the correct options.

1 love

- I love / 'm loving trekking, especially in the mountains.
- We go / 're going skiing every winter in Italy.  
A: What does he do / 's he doing?  
B: As a job? He plays / 's playing tennis. He's really good.
- Can you be quiet, please! I think / 'm thinking!
- I don't think / 'm not thinking that cruises are my kind of holiday.
- A: How's Elizabeth? Does she enjoy / Is she enjoying her trip to Istanbul?  
B: I got an email from her this morning. She finds / 's finding it really interesting.
- Real Madrid don't do / aren't doing very well this season. They lose / 're losing lots of matches.

## Survival essentials

- 3 Match the words to make survival essentials.

1 c

- |            |           |
|------------|-----------|
| 1 sun      | a bottle  |
| 2 water    | b aid kit |
| 3 first    | c cream   |
| 4 pen-     | d knife   |
| 5 contact  | e bag     |
| 6 sleeping | f lenses  |






## Past simple and past continuous

- 4 Complete the story about a holiday disaster with the past simple or past continuous. Use the verbs in brackets.

1 *went*

Last summer, Pete and Tim <sup>1</sup> ... (go) on a cruise holiday in the Caribbean with their parents. One day the ship <sup>2</sup> ... (sail) between some islands when it <sup>3</sup> ... (stop) and the captain said, 'You can all go swimming now'. Pete and Tim <sup>4</sup> ... (jump) in the water to look at the fish and coral. While they <sup>5</sup> ... (swim), the wind <sup>6</sup> ... (push) them behind the ship. Suddenly, they <sup>7</sup> ... (see) some sharks coming towards them. They <sup>8</sup> ... (swim) as fast as possible to the nearest island. Then the ship <sup>9</sup> ... (begin) to sail away. They <sup>10</sup> ... (shout) for help. They could still see their parents who <sup>11</sup> ... (relax) on sunbeds on the deck!



- 5 1.02 Listen and check.

## Present perfect and past simple

- 6 Complete the blog post with the correct form of the present perfect or past simple.

1 *ve reduced*

### How my family helps the planet

We <sup>1</sup> ... (reduce) our electricity bills by 20% this year. Last year we <sup>2</sup> ... (spend) £500 but this year it's only £400. We <sup>3</sup> ... (save) lots of energy by turning the heating down when we go to bed. I also <sup>4</sup> ... (have) a shower last night instead of a bath so I <sup>5</sup> ... (not waste) lots of water! I <sup>6</sup> ... (stop) leaving my phone charger on standby too. Now I only switch it on when I'm charging it. Last night, my dad <sup>7</sup> ... (leave) the TV on but I <sup>8</sup> ... (switch) it off! My mum <sup>9</sup> ... (buy) some re-usable shopping bags so from now on we will never use plastic ones. I think we're the greenest family in school.



- 7 1.03 Listen and check.

## Adjectives ending -ed and -ing

- 8 Choose the correct options to complete what the teenagers from the story in Exercise 4 said in an interview about their holiday disaster.

1 *tired*

- Pete: When we got to the island, we were so <sup>1</sup> *tired / tiring* after swimming all that way!
- Tim: And then we saw the ship sailing away!
- Pete: Yeah, we were pretty <sup>2</sup> *worried / worrying* at that point! Then it started getting dark and we could hear lots of strange noises. It was <sup>3</sup> *terrified / terrifying*, to be honest!
- Tim: But we slept a bit under a tree, then the next day, we looked around the island to try and find some food.
- Pete: It wasn't very <sup>4</sup> *interested / interesting*. There were no people, and no animals that we could see. But we found some coconuts, so we had some food at least.
- Tim: Yeah. And then, basically, for days and days we just ate coconuts and slept. It was actually pretty <sup>5</sup> *bored / boring*!
- Pete: Then, just over a week later, we saw a helicopter coming towards the island. They were rescuing us at last! We were so <sup>6</sup> *excited / exciting*!

- 9 1.04 Listen and check.



## Present perfect with *ever*, *never*, *for* and *since*

- 10 Complete Sam's blog post about his travel experiences with *ever*, *never*, *for* or *since*.

1 *since*

### Sam around the world

I was born to travel! I've moved around the world every year <sup>1</sup> *ever / since* I was born! My parents took me on lots of trips when I was a child, and I've <sup>2</sup> *always / never* lost the love of travelling. I started travelling full-time when I left school, and now I've been an adventure traveller <sup>3</sup> *for / since* ten years. I've been to most of the continents, but I've <sup>4</sup> *never / always* been to Australia. I've wanted to go there <sup>5</sup> *since / for* years. That's my next trip! Have you <sup>6</sup> *ever / never* been there? Follow my blog as I explore the biggest country in the world!



- 11 1.05 Listen and check.

### make and do

- 12 Complete the sentences with *make* or *do*.

1 *Do*

**Eight ways to keep your parents happy!**

- <sup>1</sup> ... your homework every day.
- Don't <sup>2</sup> ... a mess of the house, especially your bedroom.
- Say yes when your parents want to <sup>3</sup> ... something fun with you.
- <sup>4</sup> ... nice, polite friends.
- <sup>5</sup> ... a phone call to them if you're going to be late home.
- Don't <sup>6</sup> ... a noise and wake them up in the middle of the night!
- Say sorry when you <sup>7</sup> ... a mistake.
- Always <sup>8</sup> ... the right thing!

### Art

- 13 Match the different forms of art (1–6) with the comments (a–f).

1 *e*

- |              |                 |             |
|--------------|-----------------|-------------|
| 1 busker     | 3 juggler       | 5 mural     |
| 2 exhibition | 4 living statue | 6 sculpture |

- a "Isn't that amazing! Is it made from metal or painted wood, do you think?"
- b "*Shoes: Pleasure and Pain* at the Victoria and Albert Museum in London. That sounds interesting!"
- c "I don't know how they manage to stay so still, not moving, for hours at a time. Let's give them some money."
- d "I couldn't even keep two balls in the air at the same time, but she's managing to do it with ten!"
- e "I love this music. Let's give him some money."
- f "Some people would call it graffiti, but I think it's too good for that. That old wall looks a lot better with a picture on it than it did before!"



# Changes

# 1

Discovery  
EDUCATION

Watch



p9  
Milan's Fashion  
Week



p13  
Inside the Guitar



p14  
Parents in their  
Youth



p106  
Trendsetters

## Language

Clothes  
Adjectives and dependent  
prepositions

*used to* and *would*  
Past perfect and past simple

## Read & listen

Read about youth fashion in  
Britain  
Listen to an interview with a young  
actor

## Speak & write

Talk about buying clothes  
Write a biography about a band or  
musician

**Culture**  
British icons

**Across the curriculum**  
History



## BE CURIOUS

Look at the photos in Unit 1.  
Find ...

- a classic film poster.
- a flag-coloured car.


Unit 1

7



# Vocabulary

## Clothes



### 1 Match the phrases in the box with the clothes in the pictures (1–10).

a leather jacket   a striped shirt  
a silk scarf   a cool T-shirt   flat shoes  
tight jeans   a flowery dress   a denim skirt  
a baggy jumper   a fitted coat

1 a flowery dress

### 2 1.06 Listen, check and repeat.

### 3 Look again at the phrases in Exercise 1. Find words that describe ...

a leather ...

- the material the clothes are made from.
- the pattern on the material.
- the size or shape.
- a personal opinion about the clothes.

### Your Turn

### 4 Work with a partner. Answer the questions.

- Which of the clothes in the photos in Exercise 1 have you got? How often do you wear them?
- What kind of clothes do you like wearing? Why?
- Do your parents ever tell you what to wear? When? Are you happy to wear the clothes they suggest?

*I've got lots of cool T-shirts, two pairs of tight jeans and a denim skirt. I haven't got a leather jacket, but I want one!*

## Reading

### 5 Look at the photos in the article and answer the questions.

- Do you know any of the fashions?
- Which decade of the 20th century is each fashion from?

### 6 1.07 Read and listen to the article about teenage fashions. Check your answers in Exercise 5 and match the photos (1–4) with the correct paragraphs (A–D).

# TEENAGE FASHIONS

from the past

1



- A** Teddy boys and girls first appeared on the streets of Britain in the 1950s. They loved rock and roll music and they used to dress like the American teenagers in rock and roll movies. The boys wore long jackets and tight trousers. They wore their hair long at the front. They would put a lot of gel in it and wear it in a quiff. The girls used to wear wide skirts and high ponytails.
- B** The hippy fashion started in the late 1960s. It was a very relaxed style and very different from the formal clothes Teds used to wear. Hippies wore loose clothes, with colourful flowery patterns. Men had long hair and beards. Women had long hair too and they used to wear long scarves and Indian jewellery. Sometimes they would paint flowers on their hands and faces.
- C** The first punks appeared on the streets of London in the late 1970s. They didn't use to spend a lot of money on clothes. Their favourite colour was black. They wore tight trousers with holes and baggy T-shirts with offensive words and expressions on them. They had dyed hair – pink or green or blue – and they used to wear dog collars as necklaces and safety pins as earrings. They wanted to shock people and break the rules.
- D** This colourful, creative style started in the early 1980s. New Romantics loved unusual clothes that often looked like costumes from a pirate film, and both girls and boys used to wear extravagant make-up. Their fashion was a reaction to the dark side of punk.

**FACT** Nine out of ten women own at least one item of clothing they have never worn.

## Words from the text

- 8** Find the words in the texts and then look for examples in the photos. Which ones can you see?

quiff ponytail loose clothes dyed hair  
dog collar safety pins extravagant make-up

## Your Turn

- 9** Work with a partner. Answer the questions.

- Are any of these fashions common in your country now? If yes, which? Who wears them?
  - What other styles are common among young people today? Do you like them? Why?/Why not?
- 1** No, none of these fashions are common today in my country.

- 7** Read the article again. Complete the sentences with **Teds**, **Hippies**, **Punks** or **New Romantics**.

- ... didn't like rules.
- ... copied a style from another country.
- ... were influenced by a fashion from the decade before.
- ... and ... wore clothes with lots of colour.
- ... changed the colour of their hair.
- ... and ... wore tight trousers.

Discovery  
EDUCATION

1.1 Milan's Fashion Week



Find out about fashion shows and being a top model.

Unit 1

9



# Grammar 1

## used to and would

"The girls **used to** wear wide skirts."

"They **would** paint flowers on their hands and faces."

We use **used to** and **would** to talk about habits and actions in the past that are different today. We also use **used to**, but not **would**, with verbs like **be**, **have**, **live**, **love**, **want**, and **care** to talk about states and feelings in the past that are different today. We don't usually use **would** in the negative or in questions when talking about past habits and actions.

- They **used to** dress like the American teenagers in rock and roll movies.
- Punks **didn't use to** spend a lot of money on clothes.
- What **did** the different groups **use to** call themselves?
- They **would** put a lot of gel in their hair.



Grammar reference • page 119

- 1 Look at the sentences in the table. Complete the text with the correct form of **used to**. Use the verbs in brackets.

1 *used to be*

MY BLOG



When my dad was a student, he <sup>1</sup>... (be) a New Romantic. He and his friends <sup>2</sup>... (go) to concerts together all the time. They <sup>3</sup>... (like) wearing really extravagant clothes. They <sup>4</sup>... (dress) as pirates and paint their faces. He <sup>5</sup>... (have) long, blonde hair, but then he started working in a bank in the city and he <sup>6</sup>... (not go out) so much. He forgot about all the things he <sup>7</sup>... (love) doing with his friends. Now he looks completely different!

- 2 1.08 Listen and check.

- 3 Look at your answers in Exercise 1. Which verbs can you use with **would**?



Get it right!

To form questions, use **did + use to + infinitive**.

✓ Did you use to have a quiff, Dad?

✗ Did you **used** to have a quiff, Dad?

- 4 Write questions with **used to** using the prompts.

- 1 Did you use to walk to school on your own?
- 1 you / walk to school on your own?
- 2 you / do any sports?
- 3 you / wear a uniform?
- 3 your teachers / give you a lot of homework?
- 5 Who / you / play with in the playground?
- 6 Who / be your best friend?

→ Pronunciation: *used to* p103

### Your Turn

- 5 Work with a partner. Think about when you were in the last year of primary school. Ask and answer the questions in Exercise 4.

1 A: Did you use to walk to school on your own?

B: I usually walked to school with my mum, but sometimes I would walk home alone.

- 6 Work with your partner. Use **used to** and **would** to describe the difference between your life now and when you were younger. Use the ideas below.

When I was younger, I used to spend a lot of time with my family. Now, I spend more time with my friends.

family





after-school activities

hobbies

favourite food

TV programmes

## Listening and Vocabulary


- 1**  **Work with a partner. Look at the film poster and the photos of the young people and answer the questions.**
- Do you know anything about the film *Back to the future*?
  - What do you think is the connection between the film and the two photos?
  - In which decade was photo 1 taken, do you think?
- 2**  **1.13 Listen to an interview with a young actor, David, who is taking part in a theatre production of *Back to the Future*. Check your ideas in Exercise 1.**
- 3**  **1.13 Listen again and choose the correct answers.**
- The film first came out in 1980 / 1985.
  - In the film, Marty travels from the 1950s to the 1980s / 1980s to the 1950s.
  - In the theatre production, Marty travels from 2015 to the 1980s / 1950s.
  - David's parents were teenagers in the 1950s / 1980s.
  - Teenagers were / weren't interested in the same things in the 1980s as they are now.
  - The presenter has / hasn't seen the show.
- 4**  **Work with a partner. Ask and answer the questions.**
- Would you like to see the show? Why?/Why not?
  - Would you like to travel back in time to see your parents when they were teenagers?
  - Do you think their lives were very different from your life? If yes, in what way?


## Adjectives and dependent prepositions

- 5** Check the meaning of the adjectives in *italics*. Then choose the correct preposition to complete the sentences from the interview.

### 1 *about*

- I was really *excited* **about** / **in** working on the show.
- I'm *fascinated* **about** / **by** that side of the show.
- ... what teenagers were *interested of* / **in** then ...
- ... teenagers were *keen by* / **on** the same things, like ...
- ... some people have been a little *disappointed by* / **of** the show.
- ... we're really *happy in* / **with** it ...
- ... and *proud of* / **on** all our hard work.
- We aren't *afraid in* / **of** criticism you know!

- 6**  **1.14 Listen, check and repeat.**



### Your Turn

- 7** Work with a partner. Write five sentences about him/her using adjectives and prepositions from Exercise 5. Read your sentences. Which ones are true?

A: *I think you're interested in seeing the Back to the Future show.*

B: *Yes, I am because I love the film!*

## Grammar 2

### Past perfect and past simple

"Marty's mum **had** never **seen** a mobile phone!"

- When the film started, she remembered that she **had seen** it the previous year.
- I **hadn't** really **thought** about it before.
- Had** you **seen** it before you started on the production?



Grammar reference • page 119

#### 1 Look at the sentences in the table. Choose the correct options to complete the rules about the past perfect.

- We use the past perfect to talk about an earlier time in the past, **before / after** the main event.
- We use the **past simple / past perfect** to talk about the most recent of two actions in a sequence of events in the past.
- We form the past perfect affirmative with **did / had + past participle** and the past perfect negative with **didn't / hadn't + past participle**.
- We form questions in the past perfect with **Did / Had + subject + past participle**.

#### 2 Complete the sentences with the past simple or past perfect form of the verbs in brackets.

- told**  
1 My brother ... (tell) me about a new band yesterday. I ... (not hear) of them before.
- 2 When I got to the party last night, Jo ... (go) home, so I ... (not see) her.
- 3 We went to a great burger bar last weekend. I ... (not be) there before. The food ... (be) really good.
- 4 You ... (do) really well in that climbing competition last week. ... you ... (take part) in a competition before?
- 5 When her mother ... (get) a new job in Manchester, she really ... (not want) to move – she ... (live) in London all her life and all her friends were there.
- 6 He ... (play) more than 600 games as a professional footballer when he ... (retire) in 1990.

#### 3 Complete the blog post with the past simple or past perfect form of the verbs in the box.

arrive be cannot not be go have (x2)  
**hear need open queue sell out**

1 **heard**

**NEXT POST** ▶

My friend Lucy and I are big fans of the band Sensation, so when we <sup>1</sup> ... that they were going to play a concert in our town, we <sup>2</sup> ... so excited. We really wanted to go, but we <sup>3</sup> ... to a live concert before and we <sup>4</sup> ... to ask our parents' permission. Luckily, they said yes.

But, getting tickets wasn't easy. They had gone on sale a month before the concert, but you <sup>5</sup> ... buy them online, only directly from the ticket office. So, we <sup>6</sup> ... to the ticket office the night before to start queuing – with a tent! A lot of other people <sup>7</sup> ... the same idea, though, and <sup>8</sup> ... even earlier. When the ticket office <sup>9</sup> ... the next day, we <sup>10</sup> ... for five hours until at last we <sup>11</sup> ... the tickets in our hands. We were very lucky – five minutes later, all the tickets <sup>12</sup> ... !

reply



#### 4 1.15 Listen and check.

**Your Turn**

#### 5 Work with a partner. Think about a time you did something special. Ask and answer the questions.

- What was the event and when did you do it?
- Did you know anyone who had done it before?
- How long had you waited for it to happen?
- Did you like/enjoy it?
- Was it as good as you'd expected?
- How did you feel?

1 *It was the first time I saw Real Madrid play at their stadium, two years ago. I had only seen matches on the TV before that.*