



Ready for Letters and Numbers

Letters and Numbers
Workbook

3

Ready for Letters and Numbers

| | My Letters | My Numbers |
|---------------------|--|------------|
| 1 page 2 | Tracing and recognizing letters <i>a</i> to <i>z</i> | 1 to 20 |
| 2 page 8 | Tracing words about daily activities | 30, 40 |
| 3 page 14 | Tracing words about food and free-time activities | 10 to 50 |
| 4 page 20 | Writing words about facial features | 10 to 60 |
| 5 page 26 | Writing words about farm animals | 10 to 80 |

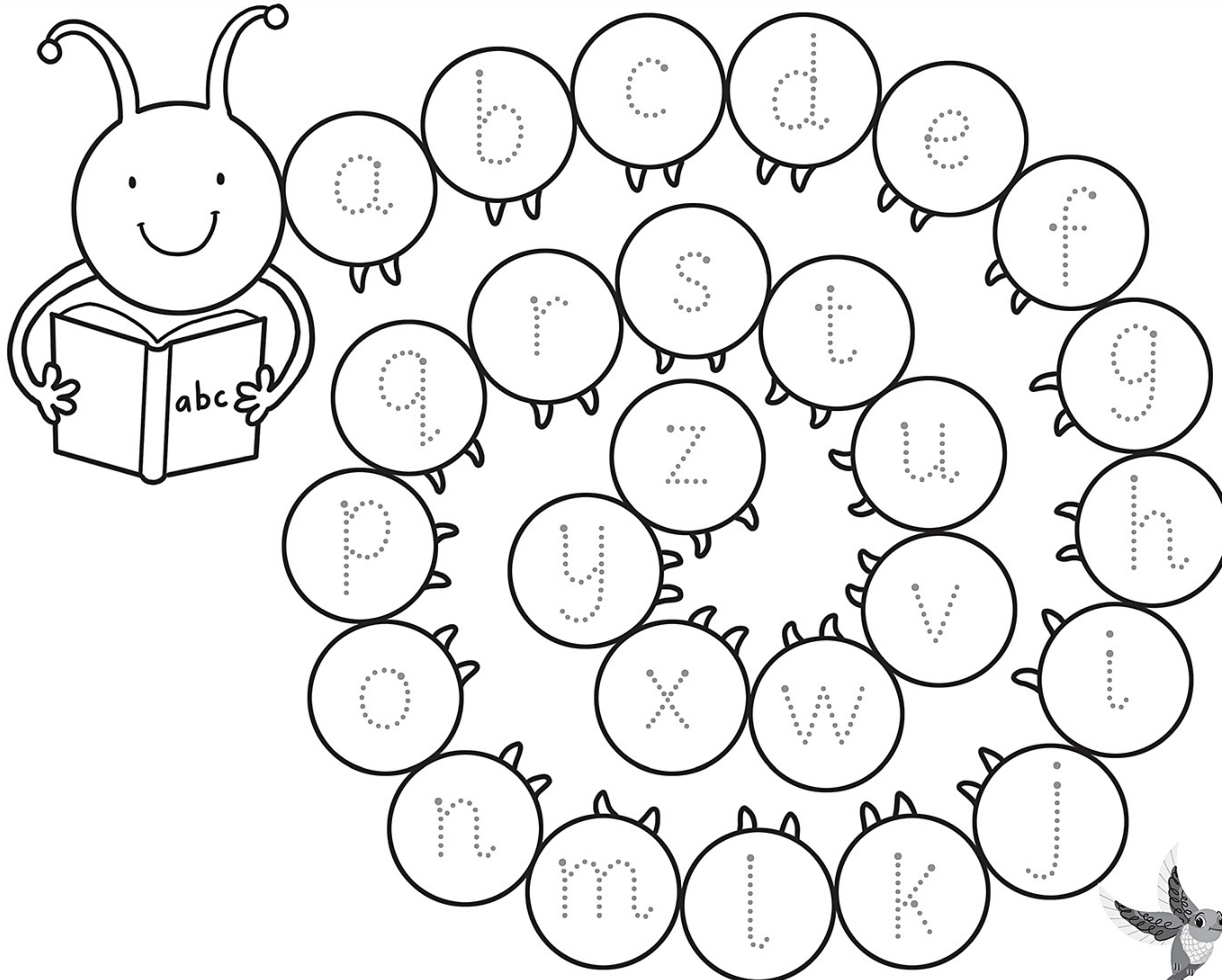
| | My Letters | My Numbers |
|---------------------|--|-----------------------|
| 6 page 32 | Tracing words and sentences about clothes | 10 to 80 |
| 7 page 38 | Tracing sentences about school activities | 80 to 100 |
| 8 page 44 | Writing sentences about party items | 1 to 100 |
| 9 page 50 | Forming and writing sentences about playground equipment | One more and one less |



Trace.



Review the alphabet. Then children identify and trace the letters with colored pencils.



 **Match.**  **Color.**



Review the alphabet. Then children look at the letters and draw a line to match them with the corresponding pictures. Finally, they color the pictures.

a

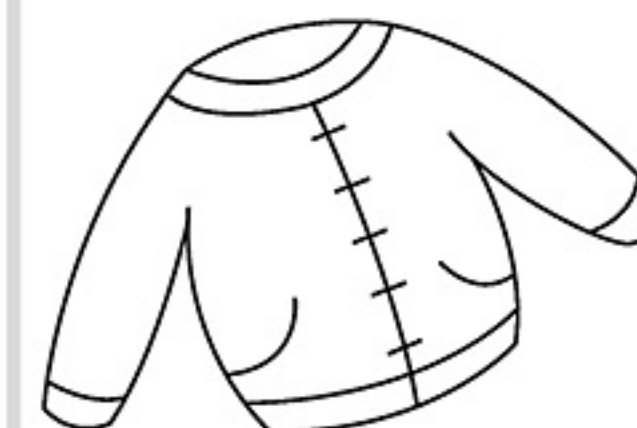
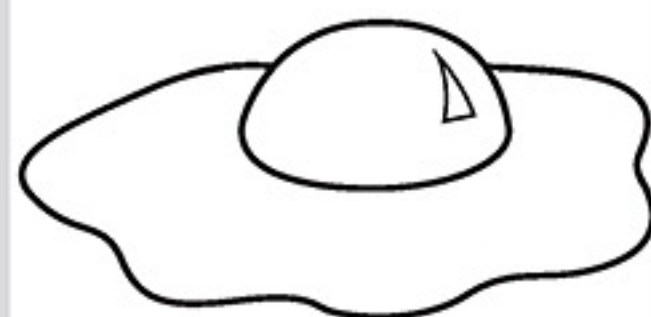

c

e

g

j

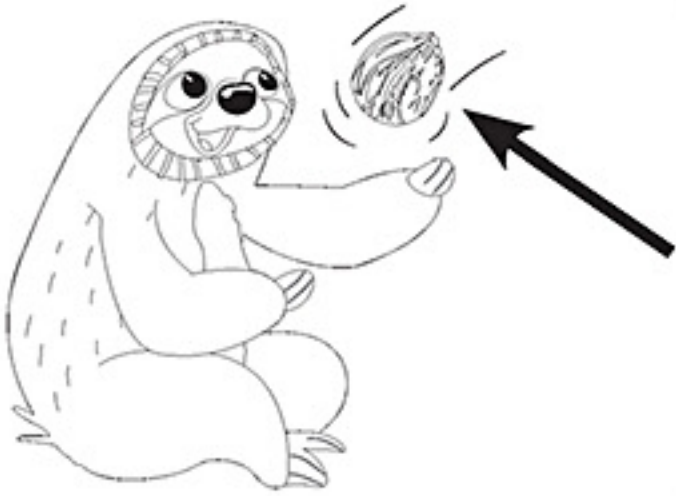
m



○ Circle.  Color.



Children circle the letter
each picture starts with.
Then they color the pictures.



n

j

f

l

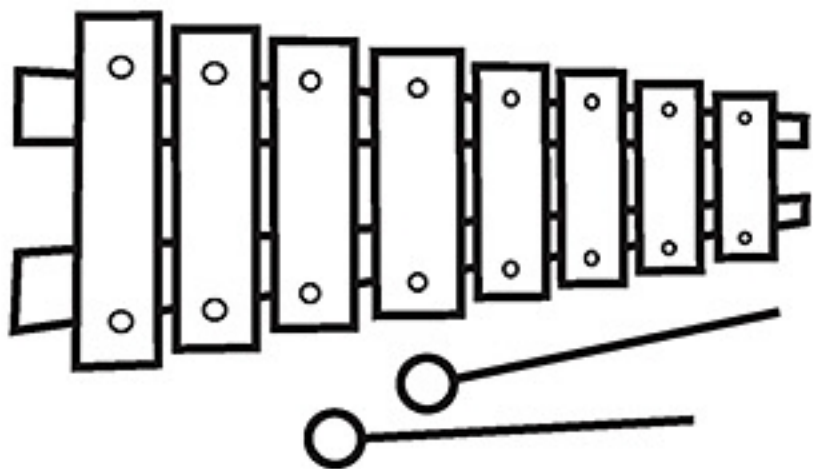


d

t

r

q



w

x

v

y



b

s

z

k