


Ready for Letters and Numbers



CAMBRIDGE

Letters and Numbers
Workbook

1







Ready for Letters and Numbers

	My Letters	My Numbers
1 page 2	Horizontal Line Tracing	1, 2
2 page 8	Vertical Line Tracing	3
3 page 14	Horizontal and Vertical Line Tracing	4
4 page 20	Circle Tracing	5
5 page 26	Circle Tracing and Coloring	6

	My Letters	My Numbers
6 page 32	Spiral Tracing	7
7 page 38	Curvy Line Tracing	8
8 page 44	Tracing the 's' Shape	9
9 page 50	Tracing Shapes	10

**Trace.****Color.****Say.**

Children trace the lines with their index finger first, and then with different colored crayons several times. Then they color each of the paint blobs in a different color (red, orange, yellow, green, blue, purple). Finally, children name the colors.



 Trace.  Say.



Children trace the lines with their index finger first, and with different colored crayons several times. Say *Sofia, Daniel, Hug and Hummy*. Children point to the corresponding pictures and repeat.

