



CAMBRIDGE

Official  
Cambridge  
Exam  
Preparation



1

Second Edition

# POWER UP

Activity Book  
with Digital Pack

Caroline Nixon & Michael Tomlinson



CAMBRIDGE



1

Second Edition


# POWER UP

Activity Book  
with Digital Pack

Caroline Nixon & Michael Tomlinson

# My name:

---

	Hello	4
<b>1</b>	Our new school	6
<b>2</b>	All about us	18
<b>3</b>	Fun on the farm	30
Review units 1-3		42
<b>4</b>	Food with friends	44
<b>5</b>	Happy birthday!	56
<b>6</b>	A day out	68
Review units 4-6		80
<b>7</b>	Let's play!	82
<b>8</b>	At home	94
<b>9</b>	Happy holidays	106
Review units 7-9		118
Word stack		120



# Hello




Listen and number. Then colour.




red


1




green




yellow




black




brown




pink




purple



orange



grey



blue



Answer and draw.

What's your name?



How old are you?

I'm Jenny.



I'm six.

I'm \_\_\_\_\_. I'm \_\_\_\_\_.



# The Friendly Farm

Story



1



Listen and circle the number.

1



2 4 6

2



1 3 9

3



2 5 7

4



4 8 10

5



5 7 9

6



3 8 10

2

Write the words.

1

3

t h r e e

2

7

3

9

4

2

5

10

6

4

7

8

8

5

9

1

10

6

# 1

# Our new school

## My unit goals

What's your special goal for this unit?

Circle.



Learn to say **8 / 10 / 12** new words in English.

## My mission diary

How do you feel about your work?

Draw.



stage 1




stage 2



stage 3



Mission in action!



## My progress

Tick ✓ what you can do now.

I can talk about things in my classroom.

☐

I can read and listen to a story.

☐

I can ask and answer with **Where** and **What**.

☐

I can write a new class rule.


☐

# 1 Look and read. Write *yes* or *no*.

- 1 The chair is purple. yes
- 2 The desk is orange. \_\_\_\_\_
- 3 The pen is green. \_\_\_\_\_
- 4 The crayon is blue. \_\_\_\_\_
- 5 The rubber is white. \_\_\_\_\_
- 6 The bag is brown. \_\_\_\_\_
- 7 The book is red. \_\_\_\_\_
- 8 The pencil is pink. \_\_\_\_\_



## Sounds and spelling

- 2  1.01 Listen and point to the letter. Then say and match.

p or b?



p

b

1



2



3



4



5



Write a word in your language that begins with *p* or *b*. \_\_\_\_\_



# The Friendly Farm

1



Listen and read. Who says it? Circle the name.

1

I'm the teacher.



Gracie Cameron

2

It's under the desk, teacher.



Gracie Rocky

3

It's on the desk.



Rocky Shelly

4

It's next to the desk.



Gracie Shelly

5

Where's my bag?



Jim Jenny

6

It isn't in the bag.





Henrietta Harry



What's on your desk?

# 1 Look, read and write.



- 1 Where's the teacher? He's in the classroom.
- 2 Where's the bag? It's \_\_\_\_\_ the desk.
- 3 Where's the pencil? It's \_\_\_\_\_ the book.
- 4 Where's the chair? It isn't under the desk. It's \_\_\_\_\_ the desk.

2



## Look at the pictures. Listen and number.

1



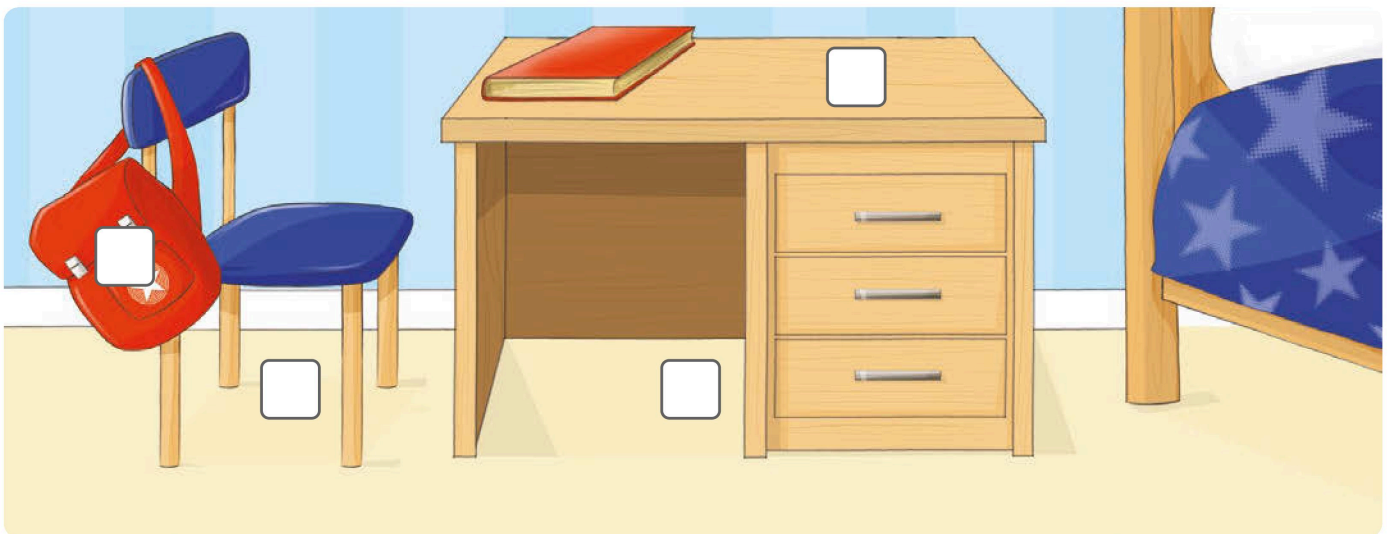
2



3








4








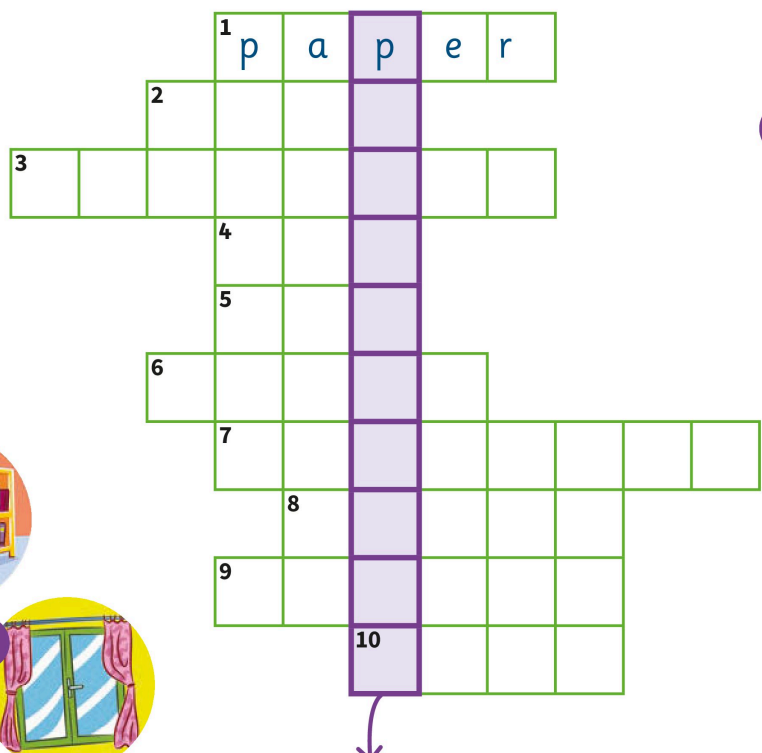
Where's your bag now?



1 Write the words. Find the secret word.



What is the secret word? \_\_\_\_\_

2  Listen and draw lines.



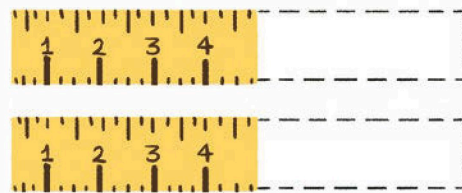
What can you see in your classroom?

# 1 Look and draw. Then write the words.

1



2



a What's this?

b It's a \_\_\_\_\_.

a What are \_\_\_\_\_?

b They're \_\_\_\_\_.

2




## Listen and circle.

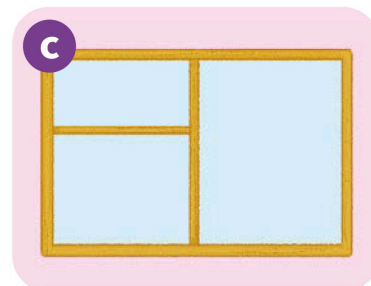
1



b



c



2




b




c




3



b



c





1 Who's kind? Look and circle.



2 Look and write the words.

~~Are you OK?~~    Here you are.    Thank you.    Yes, thank you.

