



CAMBRIDGE
UNIVERSITY PRESS



CAMBRIDGE ENGLISH
Language Assessment
Part of the University of Cambridge



Caroline Nixon & Michael Tomlinson



Map of the book

	Vocabulary	Grammar	Cross-curricular	Literature	Assessment
Hello Page 4	Main character names Numbers Colours	Greetings and introductions <i>What's your name?</i> <i>I'm Henrietta.</i> <i>How old are you?</i> <i>I'm three.</i>			
1 Our new school Mission: Make our classroom English Page 6	Classroom objects and people Extension of classroom objects Sounds and spelling: <i>p, b</i>	Where ...? Prepositions <i>in, on, under, next to</i> <i>Where's the crayon?</i> <i>It's on the desk.</i> Singular and plural nouns <i>this/these</i> <i>What's this?</i> <i>It's a window.</i> <i>What are these?</i> <i>They're windows.</i>	Be kind at school Learn about being kind to classmates	The first day A play script Social and emotional skill: Helping others	Pre A1 Starters Reading and Writing Part 1 Speaking Parts 1 and 2
2 All about us Mission: Make an <i>All about me</i> book Page 18	Family Parts of the body Sounds and spelling: <i>th, t</i>	is/are <i>Who is she?</i> <i>She's Jenny. She's a girl.</i> <i>Who is he?</i> <i>He's Jim. He's a boy.</i> have/haven't got <i>I've got brown hair.</i> <i>They haven't got green eyes.</i> <i>Have you got red hair?</i> <i>Yes, I have. / No, I haven't.</i>	Using our senses Learn about the five senses and sense organs	Sara's favourite game A real-life story Social and emotional skill: Showing concern for others	Pre A1 Starters Reading and Writing Part 2 Speaking Part 2
3 Fun on the farm Mission: Make a farm Page 30	Farm animals Adjectives Sounds and spelling: <i>c, k, ck</i>	is/are + adjective adjective + noun <i>He's a nice cat.</i> <i>They aren't old chickens.</i> has/hasn't got <i>It's got long ears.</i> <i>It hasn't got small feet.</i> <i>Has it got a long face?</i> <i>Yes, it has. / No, it hasn't.</i>	What do animals give us? Learn about animal products	How cows got their spots A fantasy story Social and emotional skill: Identifying the feelings of others	Pre A1 Starters Reading and Writing Part 3 Speaking Part 3
Review units 1–3					
4 Food with friends Mission: Organise a picnic Page 44	Food and drink Extension of food and drink Sounds and spelling: <i>a</i>	like / don't like <i>I like chocolate.</i> <i>Harry doesn't like chocolate.</i> <i>Do you like chocolate?</i> <i>Yes, I do. / No, I don't.</i> Making requests and offers <i>Can I have some chocolate, please?</i> <i>Here you are.</i> <i>Would you like some ice cream?</i> <i>Yes, please. / No, thank you.</i>	Making a recipe Learn about ingredients and methods of cooking	A picnic with friends A real-life story Social and emotional skill: Sharing	Pre A1 Starters Listening Part 3 Speaking Part 4

	Vocabulary	Grammar	Cross-curricular	Literature	Assessment
5 Happy birthday! Mission: Have a present-giving party Page 56	Toys Extension of toys Sounds and spelling: <i>h</i>	Whose ...? Possessive 's Possessive adjectives <i>my, your, his, her, our, their</i> <i>Whose bike is this?</i> <i>It's Jim's bike. His bike's orange.</i> want/wants <i>Does he want a teddy?</i> <i>Yes, he does. / No, he doesn't.</i> <i>What does he want? He wants a helicopter.</i>	Shapes around us Learn about shapes	The twins and their robots A real-life story Social and emotional skill: Saying sorry	Pre A1 Starters Listening Part 2 Speaking Part 4
6 A day out Mission: Plan a wildlife tour Page 68	Vehicles and places Zoo animals Sounds and spelling: <i>ai, a-e</i>	there is/are <i>There's a car.</i> <i>There aren't any shops.</i> <i>Are there any animals?</i> <i>Yes, there are. / No, there aren't.</i> let's ... <i>Let's play a game.</i> <i>That's a good idea.</i>	Animals in the wild Learn about animal habitats	When we go to the zoo A poem Social and emotional skill: Understanding and expressing feelings	Pre A1 Starters Reading and Writing Part 4 Speaking Parts 1 and 2
Review units 4–6					
7 Let's play! Mission: Plan a sports day Page 82	Sports and hobbies Sports verbs and extension of sports Sounds and spelling: <i>s</i>	Present continuous <i>What are you doing?</i> <i>I'm riding a horse.</i> <i>What's she doing?</i> <i>She's swimming.</i> <i>Are they cleaning the car?</i> <i>Yes, they are. / No, they're not.</i> can for permission <i>Can we play tennis?</i> <i>Yes, you can, but you can't play here.</i>	Look after your body! Learn about how we can keep our bodies strong	A good friend A real-life story Social and emotional skill: Identifying ways of being a good friend	Pre A1 Starters Listening Part 1 Speaking Part 3
8 At home Mission: Invite a friend to my house Page 94	Rooms and objects in the house Extension of objects in the house Sounds and spelling: <i>i</i>	can for ability <i>I can swim.</i> <i>He can't sing.</i> <i>Can you ride a horse?</i> <i>Yes, I can. / No, I can't.</i> Prepositions in front of, between, behind <i>There's a small rug in front of the armchair.</i>	Houses around the world Learn about different kinds of houses around the world	The clock on the wall A poem Social and emotional skill: Comforting others	Pre A1 Starters Listening Part 4 Speaking Part 4
9 Happy holidays Mission: Go on holiday Page 106	Clothes At the beach Sounds and spelling: <i>j, h</i>	Imperatives <i>Look at this T-shirt.</i> <i>Clean those shoes.</i> like/enjoy + gerund me too / so do I <i>I like flying my kite.</i> <i>So do I.</i> <i>I enjoy taking photos.</i> <i>Me too.</i>	What can we see on holiday? Learn about features of natural landscapes	The monkey and the shark A traditional story Social and emotional skill: Identifying friends	Pre A1 Starters Reading and Writing Part 5 Speaking Parts 3 and 4
Review units 7–9					



Hello



Listen. How old are the children?



Say the chant.



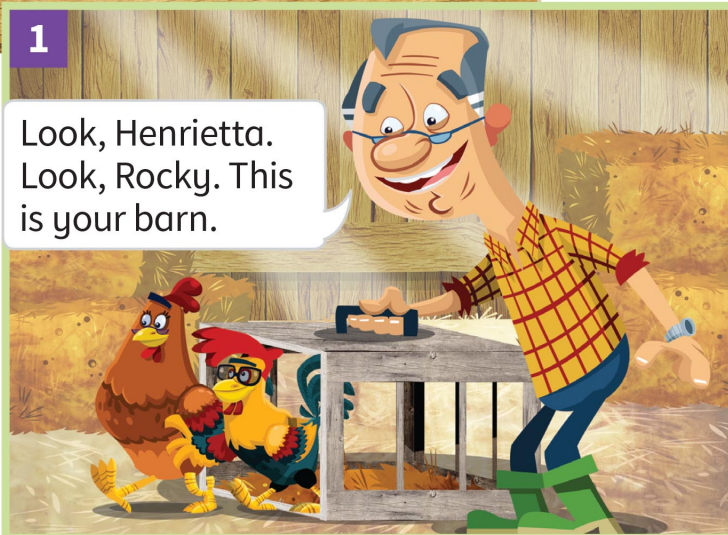
Listen and say the colour.

The Friendly Farm



1

Look, Henrietta.
Look, Rocky. This
is your barn.



2

Hello, I'm Cameron. What's your name?

Hello, I'm Henrietta
and this is Rocky.

Hi, Cameron.



3

I'm two. How old
are you, Cameron?

I'm three.



4

This is Harry.

Hello, Harry. How
old are you?

I'm eight.



5

Hello. What's
your name?

I'm Gracie.

Hello, I'm Shelly.
What's your name?



6

I'm Rocky. I'm two.
How old are you?

I'm ... I
don't know.



4



Listen and correct.



Our new school



Watch the video. Write or draw a school word.



mission

Make our classroom English

In this unit I will:



Make labels for the classroom.



Make a class poster.



Choose a new word to learn.



Be the teacher.

1



1.07 1.08

Listen and point. Then listen and number.

This morning Jim and Jenny are at their new school.



2



1.09

Say the chant.

3



1.10

Listen, point and say the colour.





Gracie's Grammar

Where's the crayon?

It's **on** the desk.

It's **under** the book.


It's **in** the pencil case.

It's **next to** the rubber.

1



Listen and stick. Then look, read and write.



- 1 The rubber's on the desk.
- 2 The crayons are _____ the pencil case.
- 3 The pen's _____ the book.
- 4 The pencils are _____ the book.

mission

STAGE 1

Make labels for your classroom.

- Write the words. Where are the pencils?
- Find, say and stick. Here they are.



My
mission
diary

Activity Book
page 6



1



Listen and colour. Then sing the song.

Jim, Jim is in the classroom.
The yellow book is on the bookcase.
The white paper's in the cupboard
and the ruler's under the desk.

Jenny, Jenny's in the playground.
The teacher's next to the window.
The red bag is on the grey wall
and the board's next to the door.
Yes, it is. Yes, it is. Yes, it is.



2

Ask and answer.



Look! Miss Kelly
is next to the
window. Where's
your teacher?

Where's the ruler?

It's under the desk.





1 What are they talking about? Listen and tick ✓.

1


☐

2


☐

3


☐


Gracie's Grammar

What's **this**?

It's a window.

What **are these**?

They're windows.

2

Look at the pictures in Activity 1. Ask and answer.

What's this?

It's a chair.

What are these?

They're pencils.

mission

STAGE 2

Choose a new word to learn.

- Look around your classroom. What words don't you know?
- Ask your teacher. Then draw and say.

What's this?


It's a television.



My
mission
diary

Activity Book
page 6

Be kind at school

- 1**  Watch the video.
- 2** Who is kind? Look and tick ✓.



- 3**  1.18 Listen and number. Then act it out.

