





CAMBRIDGE
UNIVERSITY PRESS



CAMBRIDGE ENGLISH
Language Assessment
Part of the University of Cambridge



Caroline Nixon & Michael Tomlinson





Map of the book

	Vocabulary	Grammar	Cross-curricular	Literature	Assessment
Hello Page 4	Main character names Numbers Colours	Greetings and introductions <i>What's your name?</i> <i>I'm Henrietta.</i> <i>How old are you?</i> <i>I'm three.</i>			
1 Our new school Mission: Make our classroom English Page 6	Classroom objects and people Extension of classroom objects Sounds and spelling: <i>p, b</i>	Where ...? Prepositions <i>in, on, under, next to</i> <i>Where's the crayon?</i> <i>It's on the desk.</i> Singular and plural nouns <i>this/these</i> <i>What's this?</i> <i>It's a window.</i> <i>What are these?</i> <i>They're windows.</i>	Be kind at school Learn about being kind to classmates	The first day A play script Social and emotional skill: Helping others	Pre A1 Starters Reading and Writing Part 1 Speaking Parts 1 and 2
2 All about us Mission: Make an <i>All about me</i> book Page 18	Family Parts of the body Sounds and spelling: <i>th, t</i>	<i>is/are</i> <i>Who is she?</i> <i>She's Jenny. She's a girl.</i> <i>Who is he?</i> <i>He's Jim. He's a boy.</i> <i>have/haven't got</i> <i>I've got brown hair.</i> <i>They haven't got green eyes.</i> <i>Have you got red hair?</i> <i>Yes, I have. / No, I haven't.</i>	Using our senses Learn about the five senses and sense organs	Sara's favourite game A real-life story Social and emotional skill: Showing concern for others	Pre A1 Starters Reading and Writing Part 2 Speaking Part 2
3 Fun on the farm Mission: Make a farm Page 30	Farm animals Adjectives Sounds and spelling: <i>c, k, ck</i>	<i>is/are + adjective</i> <i>adjective + noun</i> <i>He's a nice cat.</i> <i>They aren't old chickens.</i> <i>has/hasn't got</i> <i>It's got long ears.</i> <i>It hasn't got small feet.</i> <i>Has it got a long face?</i> <i>Yes, it has. / No, it hasn't.</i>	What do animals give us? Learn about animal products	How cows got their spots A fantasy story Social and emotional skill: Identifying the feelings of others	Pre A1 Starters Reading and Writing Part 3 Speaking Part 3
Review units 1–3					
4 Food with friends Mission: Organise a picnic Page 44	Food and drink Extension of food and drink Sounds and spelling: <i>a</i>	<i>like / don't like</i> <i>I like chocolate.</i> <i>Harry doesn't like chocolate.</i> <i>Do you like chocolate?</i> <i>Yes, I do. / No, I don't.</i> Making requests and offers <i>Can I have some chocolate, please?</i> <i>Here you are.</i> <i>Would you like some ice cream?</i> <i>Yes, please. / No, thank you.</i>	Making a recipe Learn about ingredients and methods of cooking	A picnic with friends A real-life story Social and emotional skill: Sharing	Pre A1 Starters Listening Part 3 Speaking Part 4

	Vocabulary	Grammar	Cross-curricular	Literature	Assessment
5 Happy birthday! Mission: Have a present-giving party Page 56	Tots Extension of toys Sounds and spelling: <i>h</i>	whose ...? Possessive 's Possessive adjectives my, your, his, her, our, their <i>Whose bike is this?</i> <i>It's Jim's bike. His bike's orange.</i> want/wants <i>Does he want a teddy?</i> <i>Yes, he does. / No, he doesn't.</i> <i>What does he want? He wants a helicopter.</i>	Shapes around us Learn about shapes	The twins and their robots A real-life story Social and emotional skill: Saying sorry	Pre A1 Starters Listening Part 2 Speaking Part 4
6 A day out Mission: Plan a wildlife tour Page 68	Vehicles and places Zoo animals Sounds and spelling: <i>ai, a-e</i>	there is/are <i>There's a car.</i> <i>There aren't any shops.</i> <i>Are there any animals?</i> <i>Yes, there are. / No, there aren't.</i> let's ... <i>Let's play a game.</i> <i>That's a good idea.</i>	Animals in the wild Learn about animal habitats	When we go to the zoo A poem Social and emotional skill: Understanding and expressing feelings	Pre A1 Starters Reading and Writing Part 4 Speaking Parts 1 and 2
Review units 4–6					
7 Let's play! Mission: Plan a sports day Page 82	Sports and hobbies Sports verbs and extension of sports Sounds and spelling: <i>s</i>	Present continuous <i>What are you doing?</i> <i>I'm riding a horse.</i> <i>What's she doing?</i> <i>She's swimming.</i> <i>Are they cleaning the car?</i> <i>Yes, they are. / No, they're not.</i> can for permission <i>Can we play tennis?</i> <i>Yes, you can, but you can't play here.</i>	Look after your body! Learn about how we can keep our bodies strong	A good friend A real-life story Social and emotional skill: Identifying ways of being a good friend	Pre A1 Starters Listening Part 1 Speaking Part 3
8 At home Mission: Invite a friend to my house Page 94	Rooms and objects in the house Extension of objects in the house Sounds and spelling: <i>i</i>	can for ability <i>I can swim.</i> <i>He can't sing.</i> <i>Can you ride a horse?</i> <i>Yes, I can. / No, I can't.</i> Prepositions in front of, between, behind <i>There's a small rug in front of the armchair.</i>	Houses around the world Learn about different kinds of houses around the world	The clock on the wall A poem Social and emotional skill: Comforting others	Pre A1 Starters Listening Part 4 Speaking Part 4
9 Happy holidays Mission: Go on holiday Page 106	Clothes At the beach Sounds and spelling: <i>j, h</i>	Imperatives <i>Look at this T-shirt.</i> <i>Clean those shoes.</i> like/enjoy + gerund me too / so do I <i>I like flying my kite.</i> <i>So do I.</i> <i>I enjoy taking photos.</i> <i>Me too.</i>	What can we see on holiday? Learn about features of natural landscapes	The monkey and the shark A traditional story Social and emotional skill: Identifying friends	Pre A1 Starters Reading and Writing Part 5 Speaking Parts 3 and 4
Review units 7–9					



Hello

1




Listen and number. Then colour.




red


1




green



yellow




black




white




pink




purple



orange



grey



blue



2

Answer and draw.

What's your name?



How old are you?



I'm Jenny. I'm six.

I'm _____.

I'm _____.



The Friendly Farm

1  4.08 Listen and circle the number.



2 4 6



1 3 9



2 5 7



4 8 10



5 7 9



3 8 10

2 Write the words.

1 **3**

t h r e e

2 **7**

3 **9**

4 **2**

5 **1**

6 **4**

7 **8**

8 **5**

9 **10**

10 **6**

1

Our new school

My unit goals

Practise



Say and write



new words in English

Learn to say

in English

My mission diary

Hooray!

OK

Try again



My favourite stage: _____

Go to page 120
and add to your
word stack!



I can name
things in my
classroom.

I can
understand
colours.



I can read
classroom
words.

I can answer
questions with
Where ...?



1


Look and read. Write *yes* or *no*.

- 1 The chair is purple. yes
- 2 The desk is orange. _____
- 3 The pen is green. _____
- 4 The crayon is blue. _____
- 5 The rubber is white. _____
- 6 The bag is brown. _____
- 7 The book is red. _____
- 8 The pencil is pink. _____



Sounds and spelling

2


**Listen and point to the letter.
Then say and match.**


p

b

1



2



3



4



5



The Friendly Farm

1



Listen and read. Who says it? **Circle** the name.

1



I'm the teacher.

Gracie / Cameron

2



It's under the desk, teacher.

Gracie / Rocky

3



It's on the desk.

Rocky / Shelly

4



It's next to the desk.

Gracie / Shelly

5



Where's my bag?

Jim / Jenny

6






It isn't in the bag.


Henrietta / Harry



1 Listen and tick ✓ or cross X.



2 Look at the picture. Complete the sentences.



1 The book is on the desk.

4 The pencil is _____ the book.

2 The rubber is _____ the chair.

5 The crayon is _____ the desk.

3 The pen is _____ the bag.

6 The bag is _____ the chair.



1 Write the words. Find the secret word.

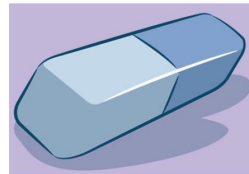
A crossword puzzle grid with 10 numbered squares. The grid is 10 squares wide and 10 squares high. The numbers are: 1 (top left), 2 (top middle), 3 (top right), 4 (middle left), 5 (middle middle), 6 (middle right), 7 (bottom left), 8 (bottom middle), 9 (bottom right), and 10 (bottom right). The grid is filled with blue squares. The words to be written are: 1. paper, 2. box, 3. boy, 4. backpack, 5. bookshelf, 6. window, 7. ruler, 8. door, 9. math, and 10. The secret word is the word that is 10 letters long and starts with 'p'.

What is the word? _____

2



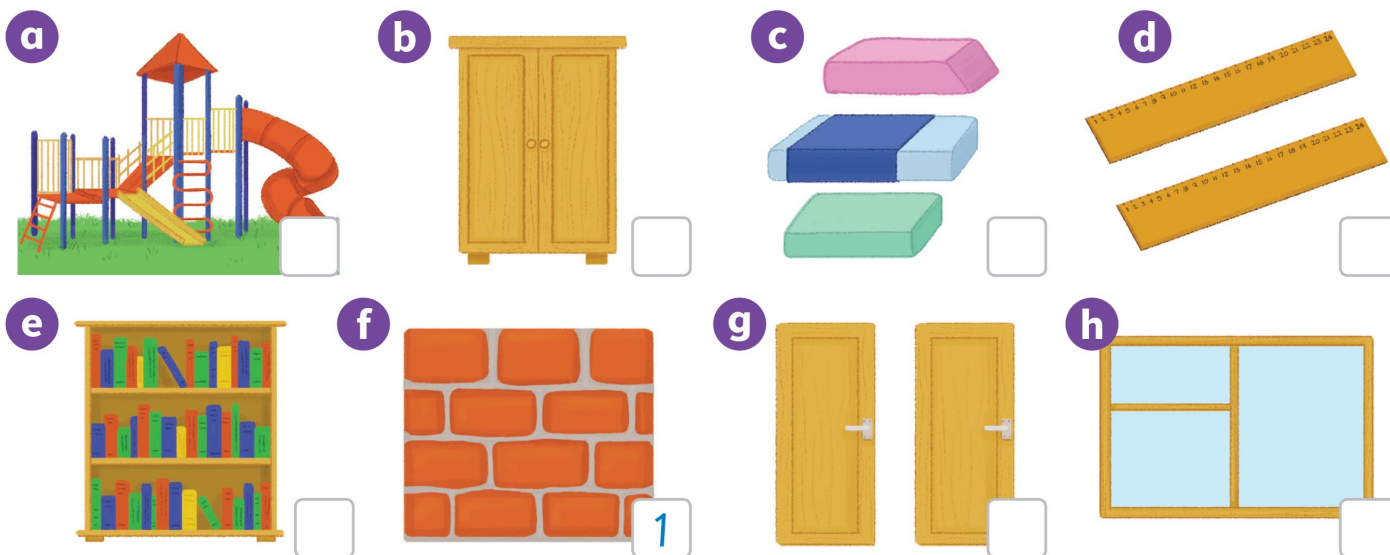
Listen and draw lines.



1



Listen and number.



2

Look and draw. Then write the words.

crayon cupboard It's rulers these ~~this~~ this window

1



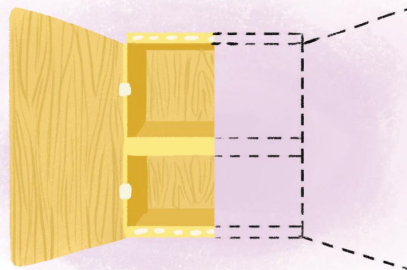
A

What's this ?

B

It's a _____.

2



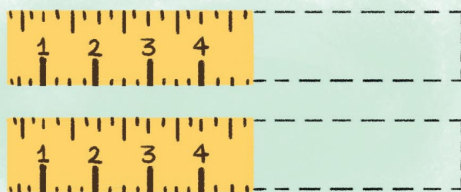
A

What's _____ ?

B

It's a _____.

3




A

What are _____ ?

B

They're _____.

4



A

What's this?

B

_____ a _____.