Second Edition

OWN IT! 4

IT'S YOUR WORLD



Teacher's Book

WITH DIGITAL PACK

Garan Holcombe

CAMBRIDGE

Second Edition

Own it! 4

B1 Preliminary for Schools exam content in *Own it!* Second Edition has been checked by exam experts at Cambridge University Press & Assessment for accuracy and level.

Teacher's book

Garan Holcombe

CAMBRIDGE

Contents

Welcome to *Own it!* Second Edition 4

Student's Book Unit Visual Guide 11

Student's Book scope and sequence 18

Teacher's notes

Starter Unit Welcome! 20

Unit 1 Trendsetters 26

Unit 2 Changes 36

Unit 3 Food for thought 46

Unit 4 Sense and sensitivity 56

Unit 5 Wonderful world 66

Unit 6 No limits 76

Unit 7 Keep calm! 86

Unit 8 Advertising 96

Unit 9 Have you heard the news? 106

Learn to learn answer key 116

Reviews answer key 117

Pronunciation answer key 119

Grammar tutor answer key 120

Student's Book audioscripts 121

Workbook answer key 136

Workbook audioscripts 147

Writing tutor answer key 151

Welcome to *Own it!* Second Edition

In our ever-changing world, teens require competence and confidence to navigate their path to success. *Own it!* Second Edition builds on the strong foundations of the original series with a focus on critical and creative thinking, collaboration and learner autonomy. This empowers students to take ownership of their learning and embrace all of life's opportunities!

What's new?

This second edition delivers everything you told us you love about the course and more by:

- Capturing students' attention with **video-based projects**
- Increasing engagement through clearly focussed, **integrated grammar**
- Driving the development of key skills with **structured speaking and writing frames**
- Saving you time with a **variety of teacher resources** and support
- Making the most of every moment through seamless **learning and assessment** in the classroom and beyond

What we've kept and why

Project work Collaboration is a key strand of this course and a **project** at the end of every unit facilitates student collaboration and develops other life competency skills such as critical thinking, creative thinking and digital literacy. The **updated online Project Book** includes Teacher tips as well as printable templates and self-evaluation forms for students to recognise their own strengths and weaknesses and develop their presenting skills.

I'd like to do project work with my students, but it can be too time–consuming to plan.

Merve, Türkiye

Learner autonomy Through the **Cambridge Life Competencies framework** the course introduces learners to vital techniques and strategies, including specific **Learn to learn pages** that ensure learners become more independent and are empowered to take ownership of their learning.

I need resources and support to manage students of different levels in the same class.

Andrés, Ecuador

Mixed ability support There is extensive support for the mixed ability classroom through **differentiated tasks** and **graded Workbook activities**, as well as **graded vocabulary and grammar worksheets** and a comprehensive collection of **tests at three different levels**. This helps to keep your students engaged and motivated and ensures that you can cover the curriculum as needed.

I want my students to feel that they belong to the world; that they are global citizens.

Itana, Brazil

Global topics *Own it!* Second Edition has a global, cultural focus with the **Around the World pages** and **documentary videos** bringing it to life. There are new reading texts with a focus on **Sustainability** and the course encourages learners to ask questions and compare cultural similarities and differences and to question their own impact on the world.

I want a variety of videos that will help me to engage my students with the topic and see the language being used in a meaningful way.

Antonio, Mexico

Teen-friendly videos *Own it!* Second Edition is a video rich course with five videos in every unit including **documentary style real life videos** to engage learners, **Language in Action grammar vlogs** to consolidate grammar learning and **Everyday English Speaking** to support communication.

Exploring the Second Edition ...

We listened to teachers around the world who know *Own it!* and asked them what they needed from this second edition to best meet their evolving needs. As a result, we have maintained the pedagogical focus on learning grammar and vocabulary and practising the four key skills, but have enhanced the following features to better support teachers and engage learners.

New video-based projects with a focus on Competencies and CLIL

There are **four new projects** across the course with engaging topics to capture students' attention and build their competency skills. A documentary-style video introduces the theme, a short reading text develops the idea, and a vocabulary extra activity helps students to discuss the topic. With a focus on CLIL, these themes span the curriculum and culminate in a collaborative project where **students work together** to produce a text and deliver a thought-provoking presentation to their classmates.

A more integrated and comprehensive grammar approach

To help **students take ownership of their learning**, this second edition strongly embeds the grammar vlog videos in the *Language in Action* pages with complete grammar reference tables and corresponding follow-on activities to help students recognize and understand the grammar point. **Ten new Grammar Tutor** pages in the Student's Book give simple explanations of grammar rules and short practice exercises to consolidate learning and serve as a reference for students practising before tests.

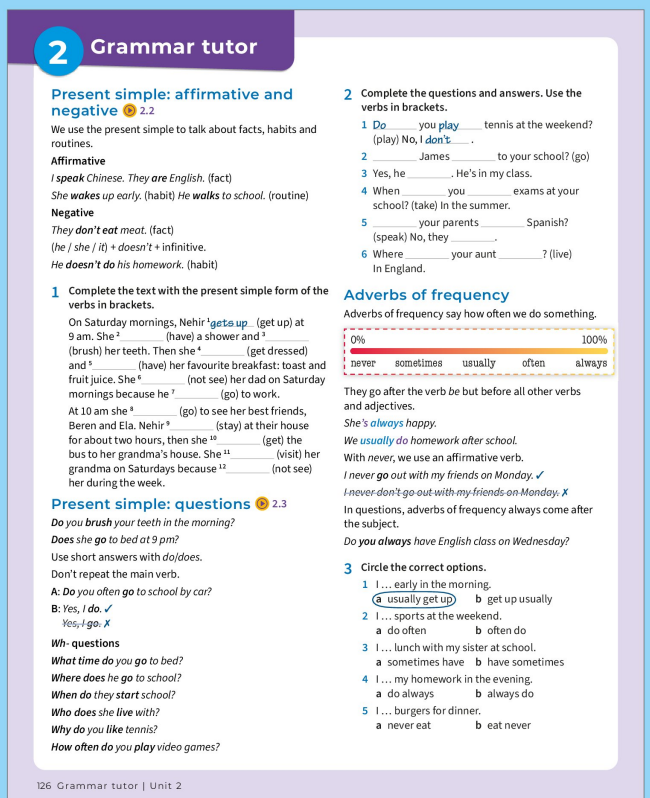

2 Grammar tutor

Present simple: affirmative and negative 2.2

We use the present simple to talk about facts, habits and routines.

Affirmative

*I **speak** Chinese. They **are** English.* (fact)

*She **wakes** up early.* (habit) *He **walks** to school.* (routine)

Negative

*They **don't eat** meat.* (fact)

(he / she / it) + doesn't + infinitive.

*He **doesn't do** his homework.* (habit)

1 Complete the text with the present simple form of the verbs in brackets.

On Saturday mornings, Nehir [1] gets up (get up) at 9 am. She [2] _____ (have) a shower and [3] _____ (brush) her teeth. Then she [4] _____ (get dressed) and [5] _____ (have) her favourite breakfast: toast and fruit juice. She [6] _____ (not see) her dad on Saturday mornings because he [7] _____ (go) to work.

At 10 am she [8] _____ (go) to see her best friends, Beren and Ela. Nehir [9] _____ (stay) at their house for about two hours, then she [10] _____ (get) the bus to her grandma's house. She [11] _____ (visit) her grandma on Saturdays because [12] _____ (not see) her during the week.

Present simple: questions 2.3

***Do** you **brush** your teeth in the morning?*

***Does** she **go** to bed at 9 pm?*

Use short answers with *do*/*does*.

Don't repeat the main verb.

A: ***Do** you often **go** to school by car?*

B: *Yes, **I do**.* ✓

~~Yes, I go~~. ✗

***Wh-* questions**

***What time do** you **go** to bed?*

***Where does** he **go** to school?*

***When do** they **start** school?*

***Who does** she **live** with?*

***Why do** you **like** tennis?*

***How often do** you **play** video games?*

2 Complete the questions and answers. Use the verbs in brackets.

1 *Do* you *play* tennis at the weekend? (play) No, I *don't*.

2 _____ James _____ to your school? (go)

3 Yes, he _____. He's in my class.

4 When _____ you _____ exams at your school? (take) In the summer.

5 _____ your parents _____ Spanish? (speak) No, they _____.

6 Where _____ your aunt _____? (live) In England.

Adverbs of frequency

Adverbs of frequency say how often we do something.

0% never | sometimes | usually | often | always 100%

They go after the verb *be* but before all other verbs and adjectives.

*She's **always** happy.*

*We **usually do** homework after school.*

With *never*, we use an affirmative verb.

*I **never go** out with my friends on Monday.* ✓

~~I never don't go out with my friends on Monday~~. ✗

In questions, adverbs of frequency always come after the subject.

*Do **you always** have English class on Wednesday?*

3 Circle the correct options.

1 I … early in the morning.
a usually get up b get up usually

2 I … sports at the weekend.
a do often b often do

3 I … lunch with my sister at school.
a sometimes have b have sometimes

4 I … my homework in the evening.
a do always b always do

5 I … burgers for dinner.
a never eat b eat never

126 Grammar tutor | Unit 2

More support for Speaking and Writing

Aimed to give students specific support with the skill of Writing, there's a bigger focus on ***Useful language*** for each unit's text type. The second edition Workbook also features **five new Writing tutor pages** which focus on practical tips for writing in English and short exercises for students to develop this skill. There are **differentiated Writing and Speaking frames** at two different levels to support students to structure their speech or text and assist with planning.

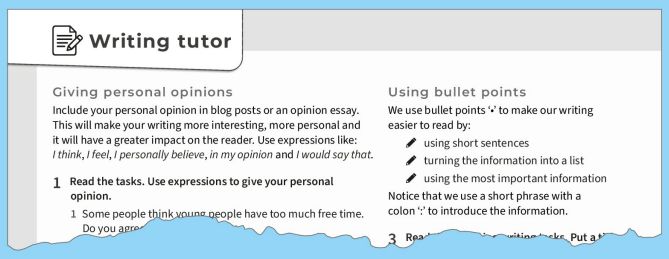

Writing tutor

Giving personal opinions

Include your personal opinion in blog posts or an opinion essay. This will make your writing more interesting, more personal and it will have a greater impact on the reader. Use expressions like: *I think*, *I feel*, *I personally believe*, *in my opinion* and *I would say that*.

1 Read the tasks. Use expressions to give your personal opinion.

1 Some people think young people have too much free time. Do you agre…

Using bullet points

We use bullet points '•' to make our writing easier to read by:

- using short sentences
- turning the information into a list
- using the most important information

Notice that we use a short phrase with a colon ':' to introduce the information.

3 Rea… …ks. Put a …

A wealth of teacher resources

Resources on our digital platform **Cambridge One** keep all materials in one place and downloadable materials from the **Teacher's Resource Bank** provide a multitude of additional resources including **new video worksheets**, **new writing worksheets** and **new activity cards** focused on sustainability and Cambridge life competencies. (See p7 for more information on the Teacher's Resource Bank). A **refreshed and updated online Project Book** accompanies this course to support teachers with planning and delivering effective and engaging project lessons with a flipped classroom approach.

An integrated learning and assessment approach

Learning outcomes at the start of every unit, a dedicated **Learn to learn** page with practical tips and activities and a **Self-assessment checklist** at the end of each unit are some of the ways in which *Own it!* Second Edition helps your students to see evidence of their learning and understand their progress. **Assessment** touchpoints are threaded throughout the material and digital tools such as **Test & Train Mini** and **Personalised Learning** alongside a wealth of course-specific testing materials provide additional opportunities for students and teachers to monitor and track progress. See page 10 for more information about integrated learning and assessment in *Own it!* Second Edition.

Life Competencies

Life Competencies are the skills students need in order to fulfil their potential and take ownership of their learning. Cambridge has created the **Life Competencies Framework** to map some of the important life skills that students can develop as they learn a language.

Own It! Second Edition uses this framework to define and build life skills in every unit. There is a special focus on **critical thinking**, **creative thinking** and **collaboration** in the projects, and on **learning to learn** in a dedicated page at the end of each unit, as well as short tips to help students to own their learning and find strategies that suit them best.

These competencies are then further practised with worksheets and materials available on the **Teacher's Resource Bank**, including in the newly updated online **Project Book**.

You can visit cambridge.org/clcf to explore the **Life Competencies Framework** in more detail and find more support on developing certain competencies in your classroom. Additionally, you can download detailed booklets for each competency, as well as **activity cards for teenage learners** with specific tasks that develop students' Life Competencies skills to complement the material found throughout the course.

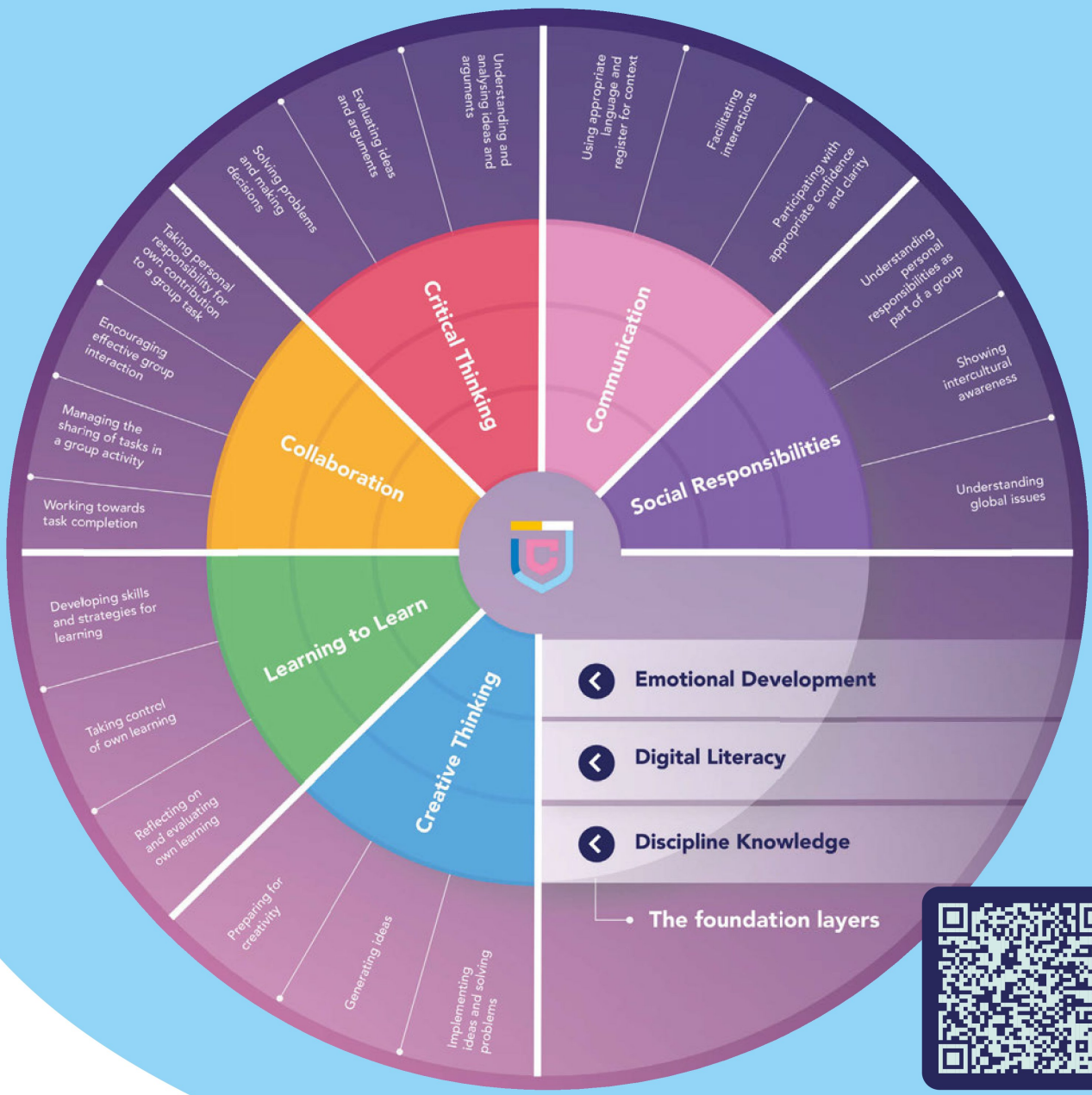

Everything you need … all in one place!

The **Teacher's Resource Bank** on **Cambridge One** has everything you need to supplement the course and teach effectively with *Own It!* Second Edition. These resources are provided to save you time in preparing materials and the graded exercises help you deal with mixed ability in the classroom and cater for the diverse needs of your students. Here you can also find audio and video scripts for the course, as well as various additional pedagogical materials to support your planning and teaching.

Graded worksheets to support mixed ability

The **grammar** and **vocabulary worksheets** are provided at **three levels**: *basic*, *standard* and *extension*. The new **Writing** and **Speaking frames** to support communication are provided at two levels: *standard* and *extension*. In addition, there are **communication** worksheets, **grammar maps**, **culture project** worksheets, **fast finisher** worksheets, new **video worksheets**, **exam tips** and **vocabulary bank pages** all available to provide additional support to your learners.

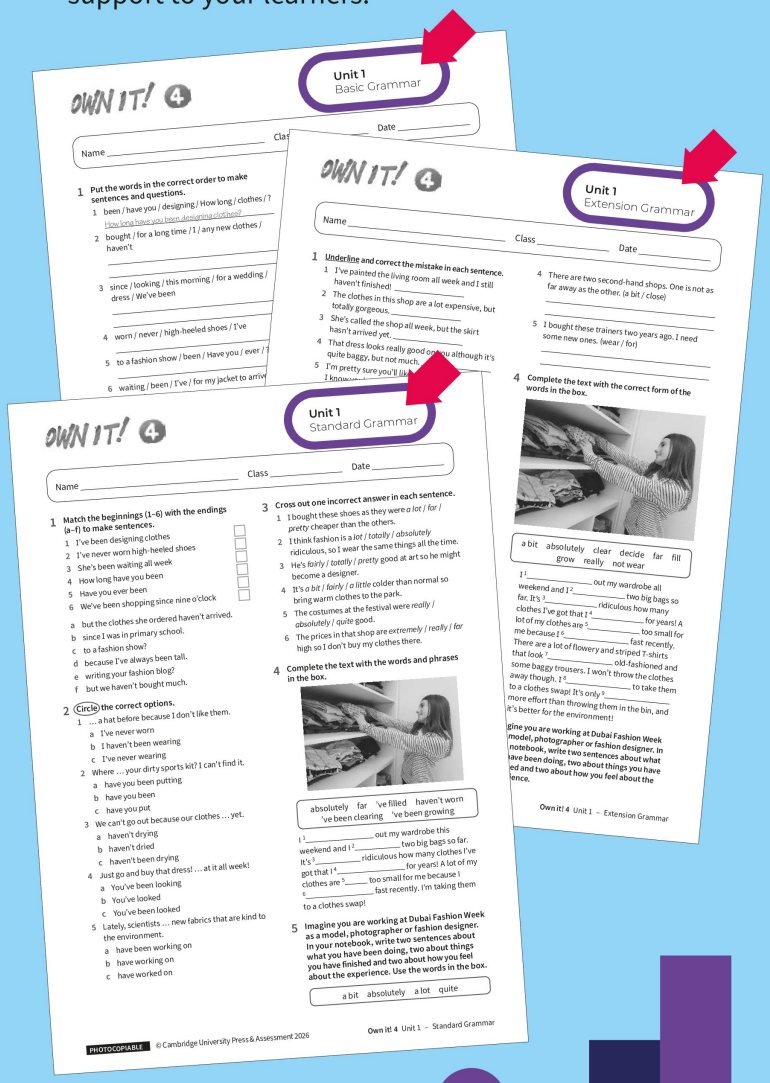

A comprehensive testing package

Just like with the worksheets, you can access **all tests at three levels:** *basic, standard* and *extension*. We have provided you with a **Diagnostic test** as well as a **Placement test** and then unit tests, terms tests and an end of year test. In addition, you can access ready-made tests or customise and generate your own using the **Test Generator** tool on **Cambridge One**.



Updated online Project Book with new content

To supplement the four new CLIL projects in the Student's Book, you can access the new and improved **online Project Book** with tips about how best to exploit the new materials and how to lead successful project-based lessons with a focus on life competencies, flipped classroom, and a cultural awareness theme.

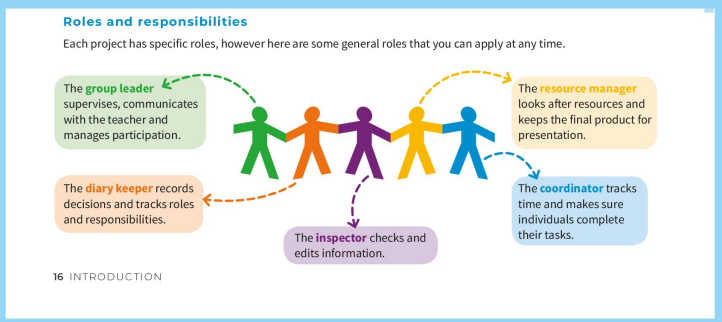

Your digital classroom

All your digital tools are in one place. Access *Own It!* Second Edition on our digital platform, **Cambridge One**, to find a wide range of digital tools which save you time and provide the support you need including:

- Presentation Plus with interactive activities
- Embedded audio and video files with scripts
- Additional materials in the Teacher's Resource Bank
- Test Generator
- Practice Extra with answers
- Online games to practice vocabulary and grammar
- Kahoot quizzes to motivate learners
- Personalised Learning for additional skills practice



Presentation Plus

In *Own it!* Second Edition, **Presentation Plus** has a fully interactive Student's Book and Workbook with embedded audio and video files, as well as interactive exercises to facilitate front-of-class teaching and learning. Each unit has additional digital activities that go beyond what's on the page to further support and engage learners. The books can be accessed both online and offline so that you can teach anywhere, at any time. In addition, there are a wealth of interactive games including our brand-new, front-of-class **Spin the wheel** game to engage your learners and help them practise spelling, grammar and vocabulary.

Teacher's Resource Bank

You can access a broad range of supplementary, course-specific resources to save you time with lesson planning and evaluating students' work. There are materials to support with planning the curriculum, various printable **graded worksheets and tests** at three different levels, **video and audio files** with their accompanying scripts, exam preparation support, **online Project Book** and much more. **Cambridge English Qualifications** practice tests are available in a standard and a modified large print version to meet the diverse needs of your students.

Test Generator

With this tool you can easily access **ready-made tests** or **customizable tests** for end of unit, end of term and end of year to meet the diverse needs of your students. You can also create exam practice tests to check your students' readiness for the Cambridge English Qualifications.

Practice Extra

Assign **extra vocabulary and grammar** activities at your class's CEFR level in our mobile-friendly language practice application, **Practice Extra**. The correct answers are included so students get immediate feedback and gain independence in learning autonomously. Students can also access **Practice Extra** themselves for self-study, additional practice and reinforcement. **Games** are included to engage and motivate students.

Kahoot quizzes

Challenge your learners by engaging their competitive nature in these **ready-made Kahoot quizzes**, that you can access through Cambridge One. The quizzes focus on **grammar and vocabulary practice**. Students are engaged and motivated, and you can better understand your learners' needs, targeting learning in areas that need improvement.

Personalised Learning





Through the **Personalised Learning** portal on Cambridge One, you can activate additional **targeted Reading and Listening skills practice at the individual student's level**. The bite-sized, innovative exercises are achievable yet manageable and help meet your students' diverse needs. Teachers receive data on their progress to better understand their learners' strengths and weaknesses. (See p10 for more information in Integrated Learning and Assessment.)

Benefits to students:

- Tailored practice that meets the individual student's needs
- Reinforcement activities to support and motivate learners
- Extension activities to challenge stronger students

Benefits to teachers:

- Diverse students' needs in mixed-ability classes are met, saving time
- Confirmation of individual and group progress
- Identification of possible areas requiring reinforcement

Test & Train Mini

In Levels 2 and 4 of *Own it!* Second Edition, you can access **Test & Train Mini** with authentic Cambridge English Qualifications practice tests and supplementary materials at **A2 Key for Schools** and **B1 Preliminary for Schools** levels to help students develop exam strategies and skills, ensuring they are exam-ready. The **Teacher View** allows you to easily check your students' progress and scores and access additional exam resources including answer keys and audio scripts.

Integrated Learning and Assessment in *Own it!* Second Edition

Integrated Learning and Assessment in *Own it!* **Second Edition helps teachers and students get the most out of every moment of learning. It consists of four pillars:**

Learning objectives	Evidence of progress	Actionable feedback	Tailored follow-up

Own it! Second Edition combines the use of teaching, learning and assessment methods to plan, measure and improve outcomes. It empowers students and teachers to understand and unlock the learning process, by:

- building lifelong learning habits through *Learn to learn* tips
- empowering learners to take ownership through personal development and self assessment
- providing the solid platform they need to succeed as global citizens
- developing their exam readiness with exam-oriented activities, and additional support around vocabulary, grammar and the four skills.

Discover how you can make the most of integrated learning and assessment in *Own it!* Second Edition at *cambridge.org/ownit2/ila*

The table below shows a selection of the combined learning and assessment opportunities in this course. Use these to gain insights into your learners' strengths and areas for improvement. For a more in-depth overview, scan the QR code to visit the website.

Example	Purpose	Action / Outcomes	
Project work Project	To encourage learners to work collaboratively, test their own and their peers' assumptions and evaluate information	Develop learning skills and self-awareness to improve analytical thinking. Learners take responsibility for their own learning, helping them identify areas for improvement in both language development and collaboration skills.	Student's book and Project Book
Test & Train Mini Test & Train Mini	Offer guided exam practice and assess exam-readiness	Develop exam techniques and target areas requiring reinforcement and practice.	Cambridge One
Kahoots quizzes Kahoot!	To provide feedback in a fun and engaging way	Understand the mix of knowledge across the group and target areas for improvement.	
Personalised Learning Personalised Learning	To provide personalised skills practice through data driven recommendations	Students gain insights into their strengths and weaknesses and targeted activities. Teachers access data to view progress.	

Student's Book Unit
Visual Guide

Every unit in *Own it!* Second Edition takes students on a journey from 'starting it' to 'owning it'! Students are gradually introduced to the topic and target language through a variety of scaffolded activities that build their confidence and encourage independent learning. Vibrant videos, readings and listening texts show language in context, allowing students to respond personally and work collaboratively. The *Own it!* Second Edition Projects or *Around the world* pages at the end of the unit give students the opportunity to consolidate and demonstrate all their learning in a fun, personalised way.



Activate prior knowledge
Get students interested in the topic
Provoke critical thinking

Develop research skills
Extend learning beyond the classroom

Practise target language in a personalised, controlled activity

Allow students to respond personally to the topic

Demonstrate topic knowledge and language learning in a collaborative project or on the *Around the World* pages

Take advantage of additional digital activities in Presentation Plus to engage students in the topic

Extend on class work with additional supplementary materials that you can download from the Teacher's Resource Bank

The unit journey is underpinned by the *Learn to learn* strand which supports the development of vital learning skills, and the *How to …* feature which provides useful tips for completing project work successfully. These features support students on their journey from *Start it!* to *Own it!*

Start it!

Start it! begins the unit with a striking image and documentary. The questions provoke curiosity, activate prior knowledge and get students thinking critically.

Learning outcomes

clearly show unit aims at a glance.

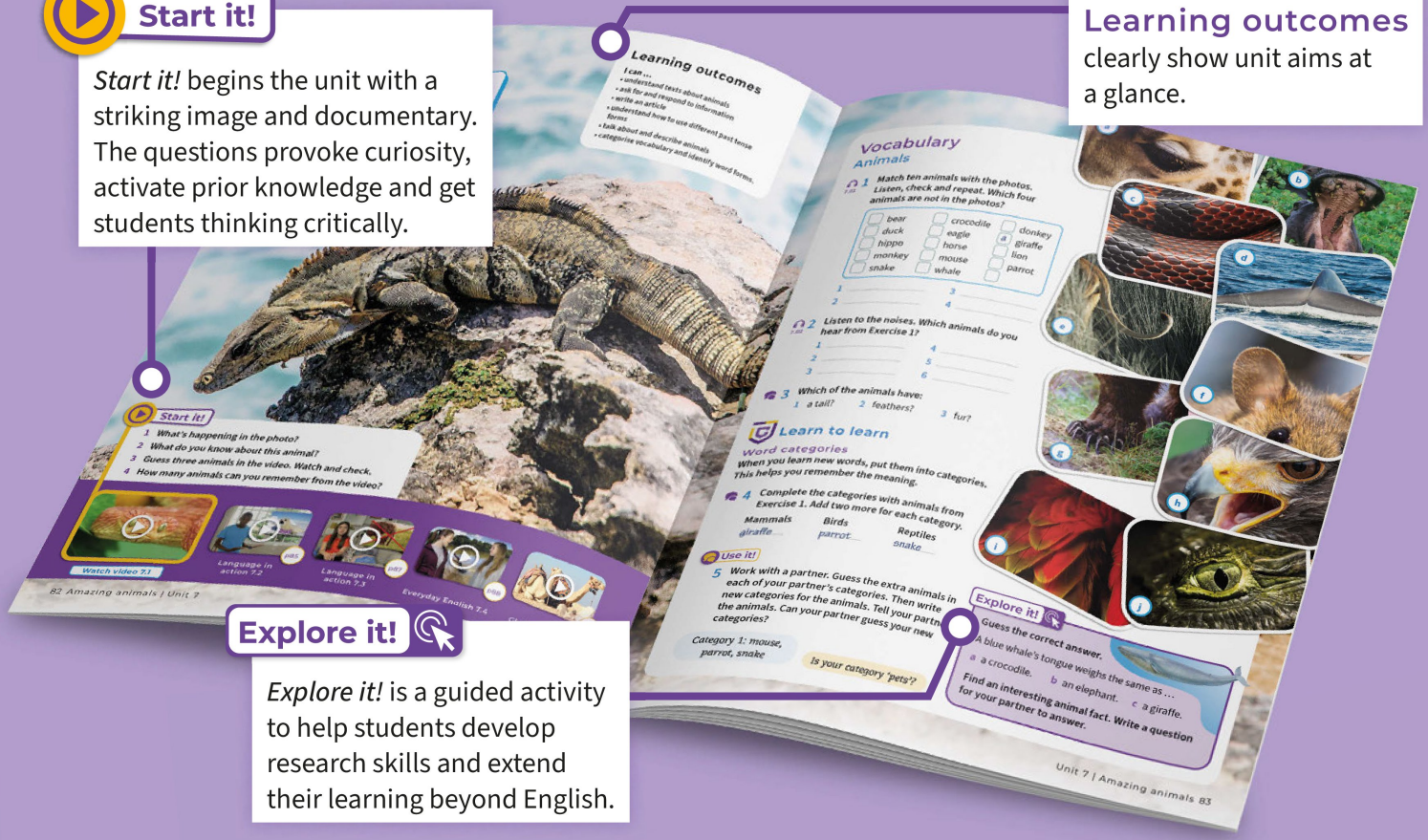

Explore it!

Explore it! is a guided activity to help students develop research skills and extend their learning beyond English.

Voice it!

Voice it! is a thought-provoking speaking activity which asks students to give their personal response to a reading or listening text, encouraging critical thinking.



Use it!

Use it! gets students practising and producing the target language, often in a personalised way. The activity builds student confidence by giving them the opportunity to prepare what they want to say before speaking.

Language in action videos

These videos show teenagers using the target language in context, in a teen-friendly vlog-style, plus an interactive grammar presentation, perfect for flipped classrooms.



Learn to learn

Learn to learn introduces students to vital learning strategies and techniques, which will help them become more independent learners, all aligned to the *Cambridge Life Competencies Framework.*

Plan, Write and Check

The scaffolded approach of the speaking and writing pages builds students' confidence by giving them time to prepare before they speak and write. The *Check* stage encourages self-assessment, a key step towards learner independence.

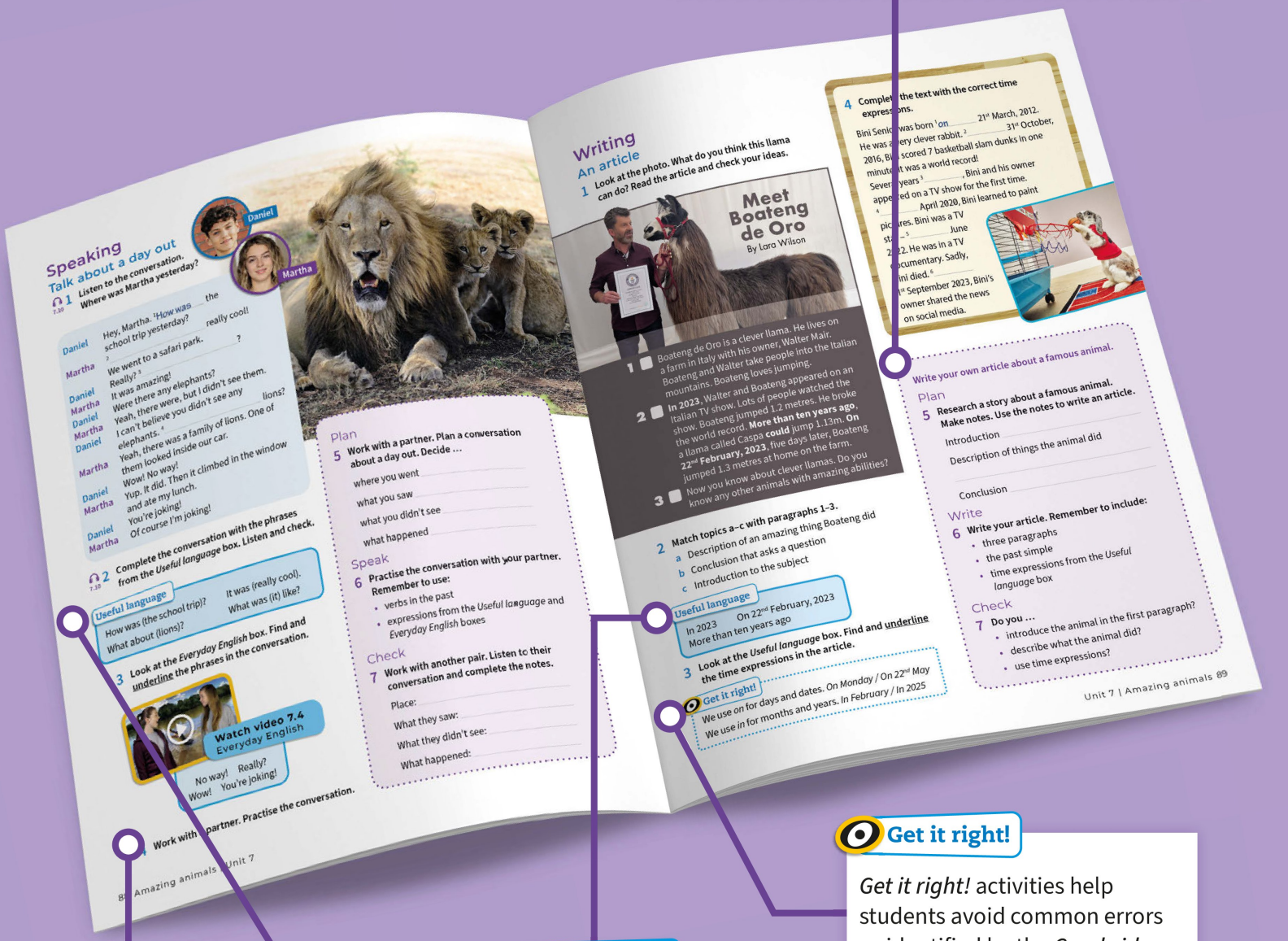

Get it right!

Get it right! activities help students avoid common errors as identified by the *Cambridge Learner Corpus.*

Useful language

Useful language boxes appear throughout the unit, highlighting genre-specific target language.

Everyday English videos

In every unit there's a fun vlog-style video to teach students the meaning, form and use of the *Everyday English* from the conversation on the speaking page.

Around the world

The *Around the world* pages, which appear in Units 1, 3, 5, 7 and 9, introduce students to different people and cultures from around the world, encouraging critical thinking and raising cross-cultural awareness.

Globetrotters videos

These documentaries are thematically linked to either the topic of the unit or the *Around the world* pages. They contextualise the grammar and/or vocabulary of the unit and engage students' interest in the topic.

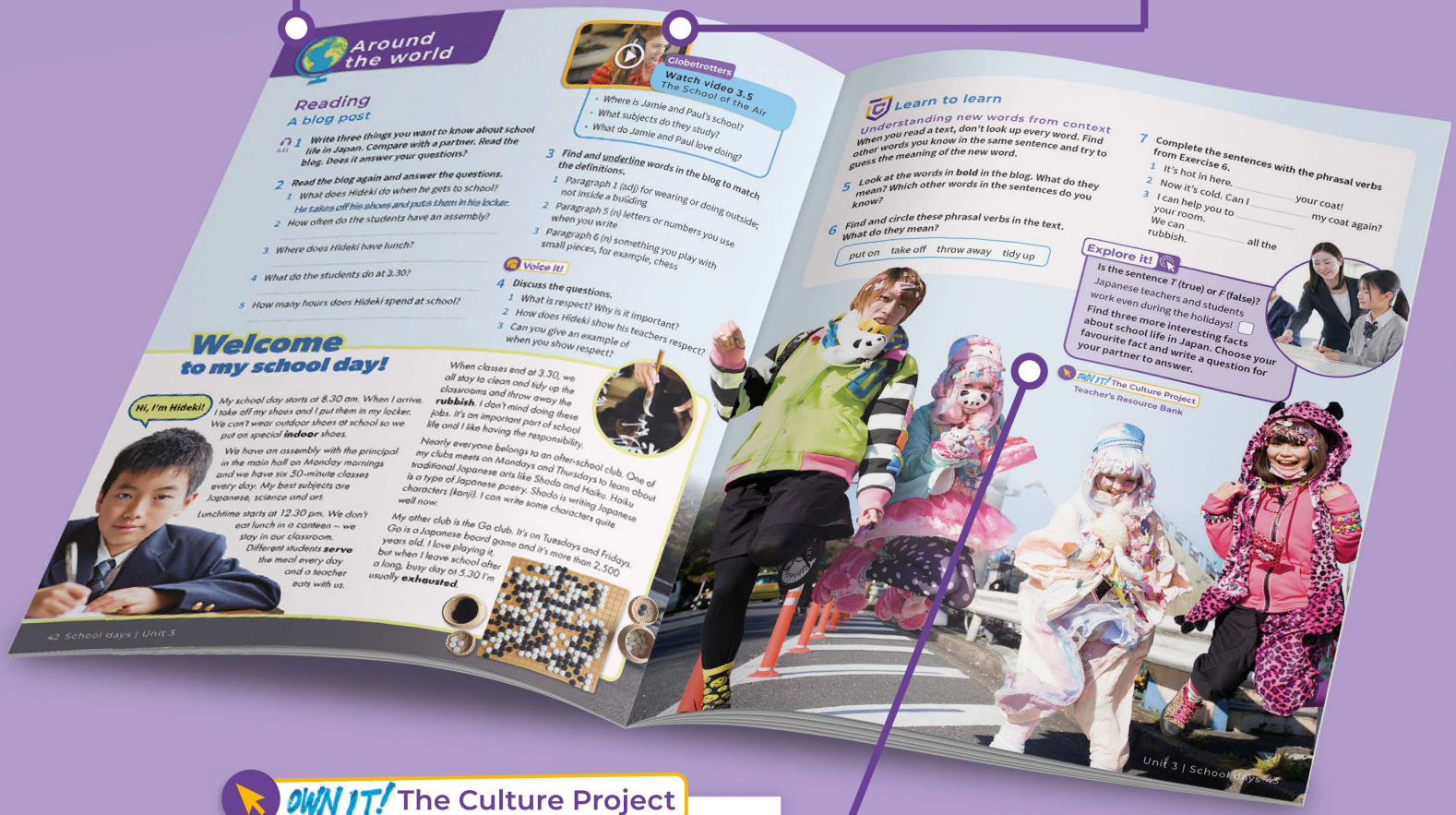

OWN IT! The Culture Project

Extend the page and get students to 'own' their language and topic knowledge with an optional culture project available in the *Teacher's Resource Bank* online, with teacher's notes available in the *Project Book*.