



CAMBRIDGE  
UNIVERSITY PRESS




CAMBRIDGE ENGLISH  
Language Assessment  
Part of the University of Cambridge

Cambridge English



# Objective Key

**Student's Book**  
**with answers**



Annette Capel Wendy Sharp

Second Edition



**CAMBRIDGE**  
UNIVERSITY PRESS



**CAMBRIDGE ENGLISH**  
Language Assessment  
Part of the University of Cambridge

Cambridge English



# Objective Key

**Student's Book**  
**with answers**

**Annette Capel Wendy Sharp**

**Second Edition**

CAMBRIDGE UNIVERSITY PRESS

Cambridge, New York, Melbourne, Madrid, Cape Town,  
Singapore, São Paulo, Delhi, Mexico City

Cambridge University Press  
The Edinburgh Building, Cambridge CB2 8RU, UK

[www.cambridge.org](http://www.cambridge.org)

Information on this title: [www.cambridge.org/9781107627246](http://www.cambridge.org/9781107627246)

© Cambridge University Press 2013

This publication is in copyright. Subject to statutory exception  
and to the provisions of relevant collective licensing agreements,  
no reproduction of any part may take place without the written  
permission of Cambridge University Press.

First published 2005

Reprinted 2013

Printed in Italy by L.E.G.O. S.p.A.

*A catalogue record for this book is available from the British Library*

ISBN 978-1-107-62724-6 Student's Book with Answers with CD-ROM

ISBN 978-1-107-66282-7 Student's Book without Answers with CD-ROM

ISBN 978-1-107-64204-1 Teacher's Book with Teacher's Resources Audio CD/CD-ROM

ISBN 978-1-107-69008-0 Class Audio CDs (2)

ISBN 978-1-107-64676-6 Workbook with Answers

ISBN 978-1-107-69921-2 Workbook without Answers

ISBN 978-1-107-66893-5 Student's Book Pack (Student's Book with Answers with CD-ROM and Class Audio CDs (2))

ISBN 978-1-107-60561-9 For Schools Practice Test Booklet with Answers with Audio CD

ISBN 978-1-107-69445-3 For Schools Pack without Answers (Student's Book with CD-ROM and Practice Test Booklet)

Additional resources for this publication at [www.cambridge.org/elt/objectivekey](http://www.cambridge.org/elt/objectivekey)

Cambridge University Press has no responsibility for the persistence or  
accuracy of URLs for external or third-party internet websites referred to in  
this publication, and does not guarantee that any content on such websites is,  
or will remain, accurate or appropriate. Information regarding prices, travel  
timetables and other factual information given in this work is correct at  
the time of first printing but Cambridge University Press does not guarantee  
the accuracy of such information thereafter.



# Map of Objective Key Student's Book

TOPIC	EXAM SKILLS	GRAMMAR	VOCABULARY	PRONUNCIATION (P) AND SPELLING (S)
<b>Unit 1 Friends</b> 8–11 1.1 Friends for ever 1.2 Borrow this!	Paper 2 Listening: Part 1	Present simple: <i>be, have</i> Questions in the present tense	Personal possessions Adjectives	(P) The alphabet
<b>Exam folder 1</b> 12–13	Paper 2 Listening: Part 1 Short conversations			
<b>Unit 2 Shopping</b> 14–17 2.1 For sale 2.2 Shopping from home	Paper 1: Part 1 (Reading) Paper 2 Listening: Part 3	<i>How much ...?</i> <i>How many ...?</i> <i>some</i> and <i>any</i>	Shopping and shops	(P) /ɑ:/ <i>car</i> , /eɪ/ <i>face</i> , /æ/ <i>apple</i> (S) Plurals
<b>Exam folder 2</b> 18–19	Paper 1 Reading and Writing: Part 1 (Reading) Notices			
<b>Unit 3 Food and drink</b> 20–23 3.1 Breakfast, lunch and dinner 3.2 Food at festivals	Paper 2 Listening: Part 5 Paper 1: Part 4 (Reading) Paper 1: Part 9 (Writing)	Present simple Telling the time Adverbs of frequency	Food and drink Celebrations Dates (day and month)	(S) Contractions (P) /ɪ/ <i>chicken</i> , /i:/ <i>cheese</i>
<b>Writing folder 1</b> 24–25	Paper 1 Reading and Writing: Part 6 (Writing) Spelling words			
<b>Unit 4 The past</b> 26–29 4.1 A real adventure 4.2 A mini-adventure	Paper 1: Part 4 (Reading) Paper 2 Listening: Part 5	Past simple Past simple: short answers Past simple + <i>ago</i>	Nationalities	(S) Regular verbs in the past simple (P) Regular past simple endings
<b>Units 1–4 Revision</b> 30–31				
<b>Unit 5 Animals</b> 32–35 5.1 Going to the zoo 5.2 An amazing animal	Paper 1: Part 6 (Writing) Paper 2 Listening: Part 3 Paper 1: Part 5 (Reading)	Lists with <i>and</i> Conjunctions <i>and, but, or, because</i>	Animals Collocations with <i>do, make, take</i> and <i>spend</i>	(P) List intonation (S) <i>their, there, they're</i>
<b>Exam folder 3</b> 36–37	Paper 1 Reading and Writing: Part 2 (Reading): Multiple choice Paper 1 Reading and Writing: Part 5 (Reading): Multiple-choice cloze			
<b>Unit 6 Leisure and hobbies</b> 38–41 6.1 Theme park fun 6.2 Free time	Paper 3 Speaking: Part 2 Paper 3 Speaking: Part 1 Paper 2 Listening: Part 4 Paper 1: Part 9 (Writing) Paper 1: Part 2 (Reading)	Comparative and superlative adjectives Comparative adverbs	Leisure activities Descriptive adjectives and adverbs	(S) Comparative and superlative adjectives (P) /ə/ <i>camera</i>
<b>Exam folder 4</b> 42–43	Paper 2 Listening: Parts 4 and 5 Gap-fill			
<b>Unit 7 Clothes</b> 44–47 7.1 The latest fashion 7.2 Your clothes	Paper 1: Part 4 (Reading) Listening for information Paper 1: Part 3 (Reading)	Simple and continuous tenses	Clothes Adjectives to describe clothes	(S) <i>-ing</i> form (P) The last letters of the alphabet: w, x, y, z
<b>Writing folder 2</b> 48–49	Paper 1 Reading and Writing: Part 7 (Writing) Open cloze			
<b>Unit 8 Entertainment</b> 50–53 8.1 A great movie 8.2 Cool sounds	Paper 1: Part 5 (Reading) Paper 2 Listening: Part 1	Modal verbs 1: <i>must, have/had to, may, can, could</i>	Films, music	(P) Short questions (S) Mistakes with vowels
<b>Units 5–8 Revision</b> 54–55				



TOPIC	EXAM SKILLS	GRAMMAR	VOCABULARY	PRONUNCIATION (P) AND SPELLING (S)
<b>Unit 9 Travel</b> 56–59 9.1 Holiday plans 9.2 Looking into the future	Listening for information Paper 1: Part 3 (Reading) Paper 1: Part 7 (Writing)	The future with <i>going to</i> and <i>will</i>	Travel	(P) /h/ <i>hand</i> (S) Words ending in -y
<b>Exam folder 5</b> 60–61	Paper 3 Speaking: Parts 1 and 2			
<b>Unit 10 Places and buildings</b> 62–65 10.1 Inside the home 10.2 Famous buildings	Paper 2 Listening: Part 2 Paper 1: Part 2 (Reading)	The passive – present and past simple	Furniture, rooms Colours, materials Opposites	(S) Words ending in -f and -fe (P) Dates (years)
<b>Exam folder 6</b> 66–67	Paper 1 Reading and Writing: Part 4 (Reading) Right, Wrong, Doesn't say			
<b>Unit 11 Sport</b> 68–71 11.1 Living for sport 11.2 Keeping fit	Paper 1: Part 4 (Reading) Paper 2 Listening: Part 5 Paper 1: Part 6 (Writing)	Word order in questions Verbs in the -ing form	Sport and sports equipment Fitness	(P) /b/ <i>basketball</i> , /v/ <i>volleyball</i> (S) <i>gu-</i> , <i>qu-</i>
<b>Writing folder 3</b> 72–73	Paper 1 Reading and Writing: Part 9 (Writing) Short message			
<b>Unit 12 The family</b> 74–77 12.1 Family tree 12.2 Large and small	Paper 2 Listening: Part 3 Paper 1: Part 4 (Reading)	Possessive adjectives and pronouns Subject, object and reflexive pronouns <i>everything, something, anything</i> , etc.	People in a family	(P) /aʊ/ <i>cow</i> , /ɔ:/ <i>draw</i> (S) Words ending in -le
<b>Units 9–12 Revision</b> 78–79				
<b>Unit 13 The weather</b> 80–83 13.1 Sun, rain or snow? 13.2 Weather problems	Paper 2 Listening: Part 2 Paper 1: Part 5 (Reading)	(not) <i>as ... as</i> <i>enough</i> and <i>too</i>	Weather	(P) Unstressed words with /ə/ (S) <i>to</i> , <i>too</i> and <i>two</i>
<b>Exam folder 7</b> 84–85	Paper 2 Listening: Part 2 Multiple matching			
<b>Unit 14 Books and studying</b> 86–89 14.1 Something good to read 14.2 Learn something new!	Paper 1: Part 4 (Reading) Paper 2 Listening: Part 4 Paper 1: Part 3 (Reading)	Position of adjectives <i>I prefer / I'd like</i>	Books School subjects, education	(P) Silent consonants (S) Words which are often confused
<b>Exam folder 8</b> 90–91	Paper 1 Reading and Writing: Part 3 (Reading) Multiple choice			
<b>Unit 15 The world of work</b> 92–95 15.1 Working hours 15.2 Part-time jobs	Paper 1: Part 4 (Reading) Paper 2 Listening: Part 3	Present perfect <i>just</i> and <i>yet</i>	Work, jobs	(S) Words ending in -er and -or (P) /ð/ <i>clothes</i> , /θ/ <i>thirsty</i>
<b>Writing folder 4</b> 96–97	Paper 1 Reading and Writing: Part 8 (Writing) Information transfer			
<b>Unit 16 Transport</b> 98–101 16.1 Journeys 16.2 A day out	Paper 3 Speaking: Part 2 Paper 2 Listening: Part 1	Modal verbs 2: <i>must</i> , <i>mustn't</i> , <i>don't have to</i> , <i>should</i> , <i>need to</i> , <i>needn't</i>	Transport Collocations with transport Free-time activities Directions	(P) Weak and strong forms (S) <i>i</i> or <i>e</i> ?
<b>Units 13–16 Revision</b> 102–103				
<b>Unit 17 Science and technology</b> 104–107 17.1 Totally Techno 17.2 New ideas	Paper 1: Part 5 (Reading) Paper 2 Listening: Part 3	Infinitive of purpose The infinitive with and without <i>to</i>	Technology Collocations with <i>get</i> , <i>give</i> , <i>have</i> , <i>make</i> , <i>see</i> , <i>watch</i>	(P) Contractions (S) Correcting mistakes

TOPIC	EXAM SKILLS	GRAMMAR	VOCABULARY	PRONUNCIATION (P) AND SPELLING (S)
<b>Exam folder 9</b> 108–109	Paper 2 Listening: Part 3 Multiple choice			
<b>Unit 18 Health and well-being</b> 110–113 18.1 Keeping well! 18.2 A long and happy life	Paper 1: Part 6 (Writing) Paper 1: Parts 3 and 4 (Reading) Paper 2 Listening: Part 5 Paper 1: Part 9 (Writing)	Word order of time phrases First conditional	Parts of the body Health	(P) Linking sounds (S) Words which don't double their last letter
<b>Exam folder 10</b> 114–117	Paper 1 Reading and Writing: Part 4 (Reading) Multiple choice			
<b>Unit 19 Language and communication</b> 118–121 19.1 Let's communicate! 19.2 Different languages	Paper 2 Listening: Part 2 Paper 1: Part 7 (Writing) Paper 1: Part 5 (Reading)	Prepositions of place Prepositions of time	Communicating Countries, languages, nationalities	(P) Word stress (S) Spellings of the sound /iz/
<b>Writing folder 5</b> 122–123	Paper 1 Reading and Writing: Part 9 (Writing) Short message			
<b>Unit 20 People</b> 124–127 20.1 Famous people 20.2 Lucky people	Paper 1: Part 4 (Reading) Paper 2 Listening: Part 4 Paper 3 Speaking: Part 2 Paper 1: Part 6 (Writing) Paper 1: Part 2 (Reading)	Review of tenses	Describing people	(P) Sentence stress (S) ck or k?
<b>Units 17–20 Revision</b> 128–129				
<b>Extra material</b> 130–135				
<b>Grammar folder</b> 136–148				
<b>Vocabulary folder</b> 149–153				
<b>Practice for Key Writing Part 6</b> 154–158				
<b>List of irregular verbs</b> 159				
<b>Answers and recording scripts</b> 161				
<b>Acknowledgements</b> 199				

# Content of Cambridge English: Key

The Cambridge English: Key (and Key for Schools) examination is at A2 level of the Common European Framework. There are three papers – Paper 1 Reading and Writing, Paper 2 Listening and Paper 3 Speaking.

There are five grades: Pass with Merit (about 85% of the total marks) and Pass (about 70% of the total marks) are passing grades at A2 level. An additional grade of Pass with Distinction records a pass at B1 level. A Narrow Fail (about 5% below the pass mark) records A1 level achievement. For this and the Fail grade, the results slip will show the papers which had particularly low marks.

## Paper 1 Reading and Writing 1 hour 10 minutes

(50% of the total marks)

There are nine parts in this paper and they are always in the same order. Parts 1–5 test a range of reading skills and Parts 6–9 test basic writing skills. You write all your answers on the answer sheet.

Part	Task type	Number of questions	Task format	Objective Exam folder
Reading Part 1	Matching	5	You match five sentences to eight notices.	EF 2
Reading Part 2	Multiple choice (A, B or C)	5	You choose the right words to complete five sentences.	EF 3
Reading Part 3	Multiple choice (A, B or C) AND Matching	5	You choose the right answer to complete short conversational exchanges.	EF 8
Reading Part 4	Right / Wrong / Doesn't say OR	7	You answer seven questions on a text.	EF 6
	Multiple choice (A, B or C)	7	You read a text and choose the right answer to seven questions.	EF 10
Reading Part 5	Multiple choice (A, B or C)	8	You choose the right words to complete eight spaces in a short text.	EF 3
Writing Part 6	Word completion	5	You decide which words go with five definitions and spell them correctly.	WF 1
Writing Part 7	Open cloze	10	You fill ten spaces in a text such as a postcard with single words, spelled correctly.	WF 2
Writing Part 8	Information transfer	5	You complete a set of notes or a form with information from one or two texts.	WF 4
Writing Part 9	Short message	1	You write a short message, such as a note, an email or a postcard (25–35 words), which includes three pieces of information.	WF 3, WF 5



**Paper 2 Listening** about 30 minutes (including 8 minutes to transfer answers) (25% of the total marks)

There are five parts in this paper and they are always in the same order. You hear each recording twice. You write your answers on the answer sheet at the end of the test.

Part	Task type	Number of Questions	Task format	Objective Exam folder
Listening Part 1	Multiple choice (A, B or C)	5	You answer five questions by choosing the correct picture, word or number. There are two speakers in each short conversation.	EF 1
Listening Part 2	Matching	5	You match five questions with eight possible answers. There are two speakers.	EF 7
Listening Part 3	Multiple choice (A, B or C)	5	You answer five questions about a conversation between two speakers.	EF 9
Listening Part 4	Gap-fill	5	You complete five spaces in a set of notes. There are two speakers.	EF 4
Listening Part 5	Gap-fill	5	You complete five spaces in a set of notes. There is one speaker.	EF 4

**Paper 3 Speaking** 8–10 minutes for a pair of students (25% of the total marks)

There are two parts to the test and they are always in the same order. There are two candidates and two examiners. Only one of the examiners asks the questions.

Part	Task type	Time	Task format	Objective Exam folder
Speaking Part 1	The examiner asks both candidates some questions.	5–6 minutes	You must give information about yourself.	EF 5
Speaking Part 2	The candidates talk together to find out information.	3–4 minutes	You are given some material to help you ask and answer questions.	EF 5

**New for the second edition of Objective Key**

In this second edition, there are new texts, pictures and exercises, as well as new audio recordings. There is also extra A2 level vocabulary from the English Vocabulary Profile (see below). A new CD-ROM and free website material provide more practice.



**English Vocabulary Profile**

The English Vocabulary Profile is an online resource with information about the words and phrases that learners of English know at each of the six levels of the Common European Framework – A1 to C2. For important A2 vocabulary, see the Key words boxes in the units, the Vocabulary folder and the Practice for Key Writing Part 6.



**CD-ROM**

A CD-ROM provides many interactive activities, including grammar, vocabulary, listening and reading and writing. Games make practising the language fun. All the extra activities are linked to topics in the Student’s Book.

**Website** [www.cambridge.org/elt/objectivekey](http://www.cambridge.org/elt/objectivekey)

The website contains further grammar and vocabulary practice for students.

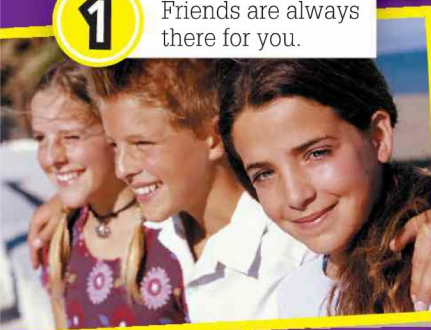


- 1 Here are some reasons why friends are important. Look at them together. Which are true for you?  
Which is the best reason? Write three more reasons together.

# Twelve reasons why friends are great!

1

Friends are always there for you.




2

It isn't fun to watch television alone.



3

You get funny text messages from them.



4

They don't tell you lies.



5

You have someone to go shopping with.



7

It's great to go on the PlayStation together.



8

You can chat about football for hours.



6

Friends don't forget your birthday.




10

They help you with your homework.



11

Parties without your friends aren't good!



12

Friends make you laugh.



9

Your best friend has your favourite ice cream in the fridge.





**be and have**

- 2 Copy and complete the verb boxes. Some words are in exercise 1.

**The verb be**

I am, I'm, I'm not

you

he, she, it

we

they

**The verb have**

I

you

he, she, it

we

they

**Pronunciation**

- 3 **1.02** Spelling is important in the Key exam. Listen and write down the letters you hear. What famous names do the letters spell?

1 \_\_\_\_\_  
(a tennis player)

2 \_\_\_\_\_  
(a film star)

3 \_\_\_\_\_  
(a boy in a cartoon)

4 \_\_\_\_\_  
(a footballer)

5 \_\_\_\_\_  
(a popular film)

6 \_\_\_\_\_  
(an American band)

**Listening**

- 4 **1.03** Listen to Maria asking four teenagers about their best friends. Complete the information.

**1 Matt**

Best friend is *Jonny*  
How old is he? .....  
What do they do together? .....

**2 Elena**

Best friend is .....  
When do they meet? .....

**3 Kelly-Anne**

Best friend is .....  
Why is she special? .....  
How old is Kelly-Anne? .....

**4 Tom**

Best friend is .....  
Where do they go together? .....

- 5 **1.04** Listen and write short answers to Maria's questions.

- 1 What's your best friend called?
- 2 Can you spell that?
- 3 How old is he or she?
- 4 When do you meet?
- 5 Where do you go together?
- 6 What do you do together?
- 7 Why is your friend special?

- 6 Now ask and answer questions 1–7 from exercise 5 in pairs. Use some of this language from the recording.

**Key speaking**

asking	answering
OK ...	Well ...
Right ...	That's easy.
So ...	That's difficult.
And ...	That's right.

OK ... can you spell that?

It's M-A-R-T-A.

Right, and why is Marta special?

Well, because she ...



- 1 What things do you lend your friends? Do they always give them back? Use these words to help you.
- 2 Read the photo story with another student. Why is Sam angry at the beginning? Why isn't he angry at the end?

## Key words

books clothes computer games  
DVDs magazines make-up money





## Grammar Asking questions

### 3 Read the photo story again and find:

- a Yes/No question like this one: *Are you sad?*
- a Wh- question like this one: *What's wrong, Sam?*

Look carefully at the order of the words in the questions. Then read the grammar rules and add an example question for each one.

#### Yes/No questions in the present tense

- Questions with *have got*: **Has Gary got** your Avatar DVD?  
The verb *have* always comes **first** and *got* comes **after the subject**.

EXAMPLE: .....

- Questions with *be*: **Are you** free tonight, Sam?  
The verb also comes **first**.

EXAMPLE: .....

- Questions with *can*: **Can you text** him about my DVDs?  
This verb comes **first** and the **main verb** comes after the **subject**.

EXAMPLE: .....

- Questions with *other verbs*: **Do you know** about Gary's problems?  
The question **starts** with *Do* or *Does* and the **main verb** comes after the **subject**.

EXAMPLE: .....

#### Wh- questions in the present tense

- Questions with *be* and *have got*: **What is** wrong, Sam?  
The **verb** comes after the **question word**.

EXAMPLE: .....

- Questions with *can*: **What can we see**?  
This **verb** comes **after the question word** and the **main verb** comes after the **subject**.

EXAMPLE: .....

- Questions with *other verbs*: **When do you want** them back?  
**The verb form** *do* or *does* comes **after the question word**, then the **subject** and then the **main verb**.

EXAMPLE: .....

#### Suggesting things

You can use *How about ... +ing?* and *Why don't/ doesn't ...?* to suggest things:

EXAMPLE: .....

EXAMPLE: .....

### 4 Correct the mistakes that exam candidates made with questions. Two are correct.

- 1 When you want to come here?
- 2 Where you are now?
- 3 How about meet me at 7 o'clock?
- 4 Why don't we meet at the station?
- 5 Why you think it is interesting?
- 6 What do you want to buy?
- 7 Who he does like?

### 5 Ask and answer questions.

- 1 Why / you / happy?  
A: *Why are you happy?* B: *Because it's sunny!*
- 2 Where / you / live?
- 3 What / your dad's / first name?
- 4 When / this lesson / finish?
- 5 Who / special friend?
- 6 How / lending me ...?

## Vocabulary

### 6 Complete the sentences with an adjective from the box. There is one extra adjective. Then find three more adjectives in the sentences.

#### Key words

amazing free horrible lucky  
pleased popular sick true worried

- 1 Maria's so ..... *lucky* ..... – she's got two tickets for tonight's rock concert!
- 2 My mum's ..... – she's in bed with flu.
- 3 Are you ..... tonight? Let's go out!
- 4 This sweet is really ..... ! Can I have a different one?
- 5 I'm really ..... to see you. How are you?
- 6 Don't look so ..... – I'm not angry!
- 7 Your new phone is ..... ! I want one.
- 8 Why is this cartoon so ..... ? I think it's really boring!

## Activity

### Questionnaires

- Look at page 130. Ask questions to complete the questionnaire about your partner. Ask him/her to spell difficult words!
- Tell the class about your partner.

# Exam folder 1

## Listening Part 1 Short conversations

In Part 1 of the Listening paper, you will hear five short conversations on different topics. There are always two speakers (usually a man and a woman). There is an example and five questions. You must choose the correct answer from options A, B or C. These options can be pictures, words or numbers.

Note: Write your answers on the question paper during the test. **You do not transfer any answers to the answer sheet until the end of the test.**

Here is an example of the answer sheet for Part 1. You must write your answers in pencil.

Part 1			
1	A	B	C
2	A	B	C
3	A	B	C
4	A	B	C
5	A	B	C

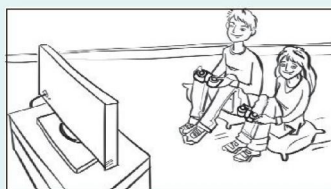
Here is an example question. Read the question and the recording script.

Match the parts in colour to pictures A, B or C. Then look at the other words in the recording script and decide on the correct answer.

What did David do after school?



A



B



C

**Mother** You're late, David. Did you **work in the library** after your lessons finished?

**David** Mum, it was too sunny to be inside! I **watched the football team with some of my friends**. They won the match! I can **go to the library** another afternoon.

**Mother** I suppose so. Well, why don't you **go on the PlayStation with your sister** before dinner?

**David** She's busy with her homework.

### EXAM ADVICE

#### Before you listen

- Read the questions and look at the choices to help you understand the topic.
- Underline the important words in each question.

#### First listening

- Listen out for language that matches the words you have underlined. In the example above, *after school* is in the question, and *after your lessons finished* is on the recording.
- Remember to listen carefully for the tense (e.g. present simple, present perfect) and person (e.g. *he, she, they*) used in the question.
- Mark your answer in pencil on the question paper.

#### Second listening

- Check your choice of answer is correct and answer any questions you couldn't answer the first time.



## Part 1

## Questions 1–5

You will hear five short conversations.

You will hear each conversation twice.

There is one question for each conversation.

For questions 1–5, put a tick (✓) under the right answer.


1 What is the man buying for his lunch?



A ☐

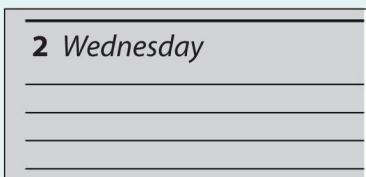


B ☐




C ☐


2 When is Maria's party?



A ☐




B ☐



C ☐


3 Which postcard does the woman choose?



A ☐

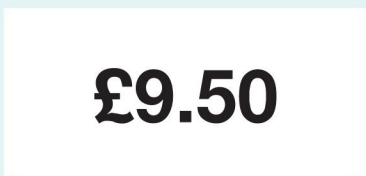


B ☐

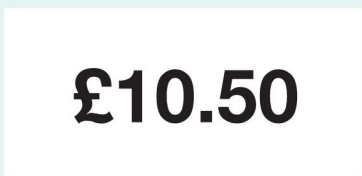


C ☐

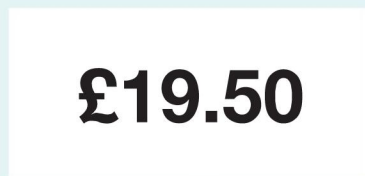
4 How much does the woman pay for the DVD?



A ☐



B ☐



C ☐

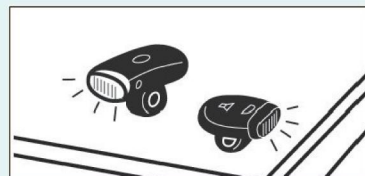
5 What did the girl leave at Ben's flat?



A ☐



B ☐




C ☐

## Vocabulary

- 1 Name the things in the pictures. Where can you buy them?  
Match each group of things to a place in the box.

## Key words

bookshop chemist department store  
market sports shop



## Key words → page 149

- 2 What else can you buy in each place? Make lists.
- 3 How much shopping do you do? Answer these questions.
- 1 How much chocolate do you buy every week?
  - 2 How many magazines do you get each month?
  - 3 How much money do you spend on sweets?
  - 4 How many pairs of trainers do you have?
  - 5 How many T-shirts did you buy last year?

## Grammar extra

**How much...? How many...?**

- Use *How much ...?* with uncountable nouns (e.g. *shopping, chocolate, money*).
- Use *How many ...?* with countable nouns (e.g. *magazines, DVDs, T-shirts*).

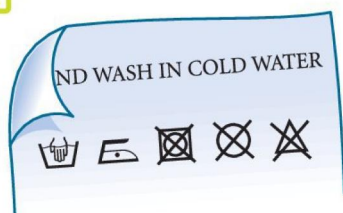
- 4 Ask and answer questions using *How much ...?* or *How many ...?* with these nouns.

books clothes DVDs ice cream  
make-up shampoo shoes



## Reading

A



B



C



D



E



F



G



H



5 Look quickly at texts A–H. Where can you see them?

EXAMPLE: You can see A on a sweater.

6 Read the texts more carefully. What letters are missing?

7 Which text (A–H) says this (1–5)?

- 1 Things are cheaper than usual today.
- 2 You get a drink with this meal.
- 3 Call the number if you are interested in any of these.
- 4 It costs nothing to leave your car if you are shopping here.
- 5 Do not put this in a machine.

## Pronunciation



8 Listen and repeat.

Underline the letters that make the sounds /ɑ:/, /eɪ/ and /æ/.

/ɑ:/

car  
supermarket  
artist  
department store

/eɪ/

face  
sale  
PlayStation  
email

/æ/

apple  
map  
carrot  
advert

9 Look at exercise 6 again and find more words for the three lists in exercise 8. Say them first and then write them down.



- 1 What are these ways of shopping? Do you do any shopping like this? Is it better than going into shops? Why? / Why not?

## Listening

- 2 Read the conversation. Don't worry about the spaces at the moment. What is the conversation about?

**Kevin** Good morning. Sportswear, Kevin speaking. How can I help you?

**Sally** Hi. I've got your catalogue here, but I can't find the price list. Can you give me some prices?

**Kevin** Of course. Please tell me the page number you're looking at.

**Sally** OK. The first thing is on page (1) ..... and it's the football shirt, the blue and red one.

**Kevin** OK. The small and medium sizes are £22.65 and large and extra large are (2) £ ..... .

**Sally** Right. I'd like to order one, please, size small.

**Kevin** Fine. Have you got any more things to order?

**Sally** Yes, I'd like some trainers. They're on page (3) ..... . How much are the black and purple ones at the top of the page?

**Kevin** Well, they *were* £49.50 but they're in the sale now, so they're only (4) £ ..... . But we don't have any left in small sizes. What shoe size are you?

**Sally** I'm a (5) ..... .

**Kevin** Let me check. Wow, you're lucky! We've got one pair in that size.

**Sally** Great. Well, that's all I need. My name and address is ...

- 3 **107** Now listen to the conversation and write the missing numbers.



## Grammar *some and any*

### 4 Look at these sentences from page 16.

- 1 I'd like some trainers.
- 2 I'd like some information.
- 3 Have you got any more things to order?
- 4 We don't have any left in small sizes.
- 5 Can you give me some prices?

Complete rules a–e with *some* or *any* and match them to sentences 1–5.

- a We use *some* with uncountable nouns in affirmative sentences. ☒
- b We always use ..... in negative sentences. ☐
- c We use ..... with countable nouns in affirmative sentences. ☐
- d We use ..... for a request. ☐
- e We usually use ..... in questions. ☐

→ page 137

## Spelling spot

### Plurals

Countable nouns usually have different singular and plural forms, e.g. *car, cars*.

With uncountable nouns, there is only one form of the word, e.g. *rice*.

To make a plural ...

- a we usually add -s:  
*one book some books*
- b When the noun ends in -sh, -ch, -ss, -s or -x, we add -es:  
*dish dishes bus buses*  
*glass glasses box boxes*
- c When the noun ends in -o after a consonant, we also add -es:  
*tomato tomatoes*
- d When the noun ends in -y after a vowel, we add -s:  
*toy toys*
- e When the noun ends in -y after a consonant, we change y to i and add -es:  
*story stories*
- f Some nouns have irregular plurals, for example:  
*woman women fish fish*  
*child children foot feet*

### 6 Make these words plural. Which group (a–f) do they belong to?

baby coach dress monkey  
potato tooth window

### 5 Complete the sentences with *some* or *any*.

- 1 I can't find *any* sunglasses I like here.
- 2 There are ..... nice jackets in the shops at the moment.
- 3 Are there ..... yellow surfing T-shirts in the sale?
- 4 I want to buy ..... trainers, please.
- 5 Mum, can you lend me ..... money?
- 6 Let's get ..... sandwiches.
- 7 Has that website got ..... special prices?
- 8 Why don't we buy ..... new DVDs?
- 9 There isn't ..... bread left – can you get ..... in town?

## Activity

### Picture puzzle

- Look at the pictures. Write the singular and plural forms of the word under each picture.

1 	2 	3 	4 
map			
maps			
5 	6 	7 	
8 	9 	10 	11 
12 	13 	14 	15 

- Now write the last letter of each singular form in the boxes below. They make four words. What do the words say?

1	2	3	4	5	6	7	8	9	10	11	12	13	14	15
P														

# Exam folder 2

## Reading Part 1 Notices

Part 1 of the Reading and Writing paper is a matching task. There is an example and five questions. You must choose the correct answer from eight notices (A–H).

1 These language areas are often tested in Part 1. Add another example to each one.

- 1 modal verbs you can
- 2 comparison older
- 3 imperatives don't forget
- 4 prepositions with times and days of the week ... until 5 p.m.
- 5 prepositions with places next to the restaurant

2 Look at the exam task opposite and underline examples of the language areas 1–5 above in different colours.

### EXAM ADVICE

- Look at the eight notices first to see what the topics are.
- Read the example sentence and its notice.
- Cross out the example letter, so that you don't choose it again by accident.
- Read each sentence carefully and underline the key words.
- Look for notices that have similar language.
- Don't just match a word or number in the sentence and notice – this may not be the right answer.
- Check your answers when you transfer them to your answer sheet. Below is an example of the answer sheet for Part 1.

#### Part 1

1	A	B	C	D	E	F	G	H
2	A	B	C	D	E	F	G	H
3	A	B	C	D	E	F	G	H
4	A	B	C	D	E	F	G	H
5	A	B	C	D	E	F	G	H



## Part 1

### Questions 1–5

Which notice (A–H) says this (1–5)?

For questions 1–5, mark the correct letter A–H on your answer sheet.

#### Example:

0 Do not leave any suitcases on the floor.

Answer: 0 

A	B	C	D	E	F	G	H
<input type="checkbox"/>	<input type="checkbox"/>	<input type="checkbox"/>	<input checked="" type="checkbox"/>	<input type="checkbox"/>	<input type="checkbox"/>	<input type="checkbox"/>	<input type="checkbox"/>

- 1 It is possible to swim later in the evening now.
- 2 This is cheaper because it isn't new.
- 3 All our prices are lower for a short time.
- 4 You can pay for your journey in a different way if necessary.
- 5 If you are 15 or younger, you may win some money.

A

Buy train tickets at machine  
when office is closed

B

**FOR SALE**  
Boy's bike, only 2 months old  
Half usual price

C

TICKETS FOR TONIGHT'S  
CONCERT ARE ON SALE HERE  
FROM 7 PM

D

Ⓢ PLEASE PUT ALL LUGGAGE  
ABOVE YOUR SEAT Ⓢ

E

**SALE ENDS NEXT TUESDAY –  
15% OFF EVERYTHING UNTIL THEN**

F

UNDER 16s GOLF COMPETITION  
**FIRST PRIZE £30!**

G

SPEND £50 AND GET A  
**FREE** SPORTS BAG

H

POOL OPENING HOURS NOW LONGER:  
7 am – 10 pm (was 8.45 pm)