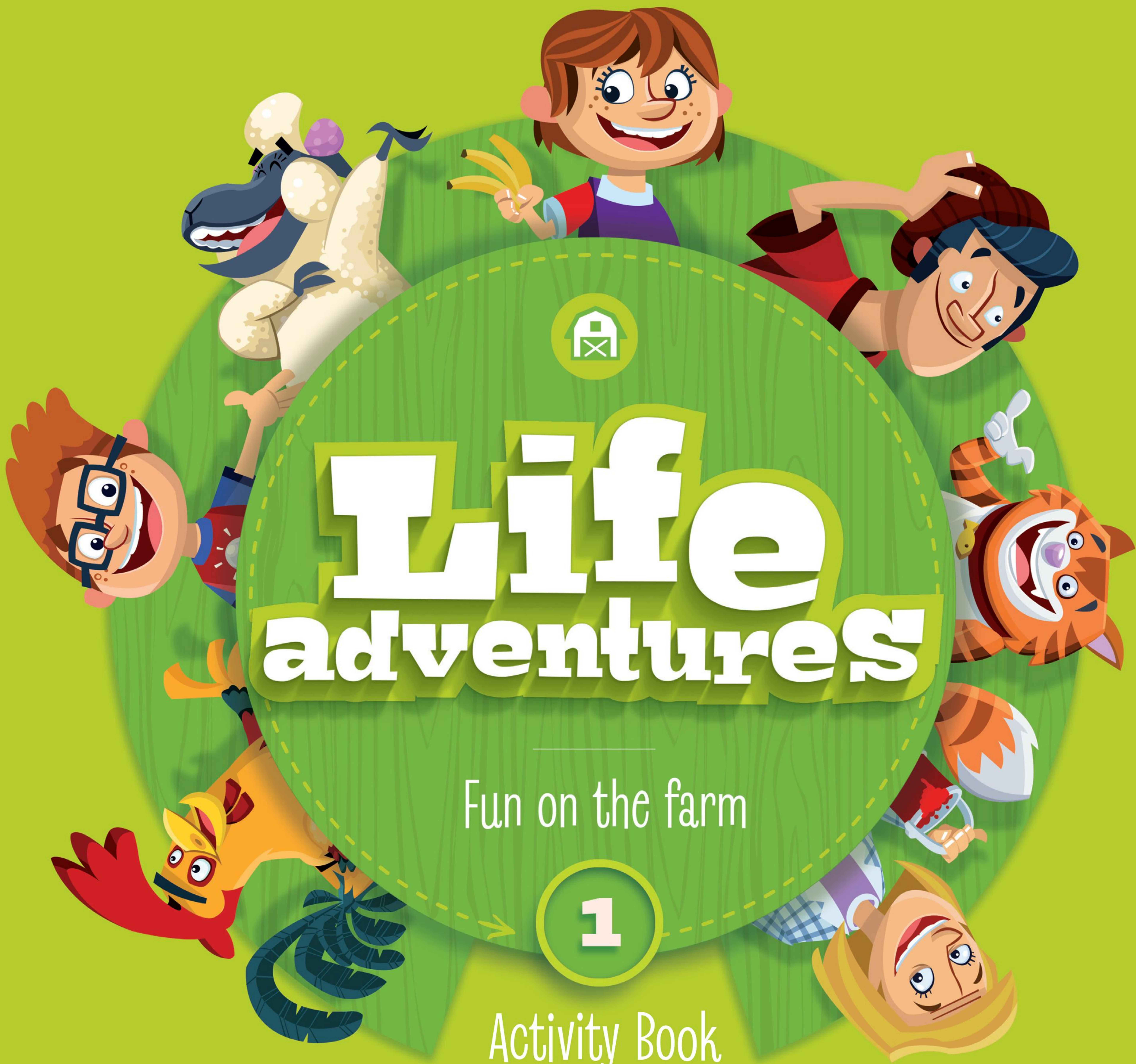




CAMBRIDGE  
UNIVERSITY PRESS



CAMBRIDGE ENGLISH  
Language Assessment  
Part of the University of Cambridge



# Life adventures

Fun on the farm

1

Activity Book  
with Digital Pack

**UPDATED EDITION**

Caroline Nixon | Michael Tomlinson





# Hello

**1**  **Listen and number. Then colour.**




red


1




green



yellow




black




white




pink




purple



orange



grey



blue



**2** **Answer and draw.**

What's your name?



How old are you?



I'm Jenny. I'm six.

I'm \_\_\_\_\_.

I'm \_\_\_\_\_.





# The Friendly Farm

**1**  0.08 Listen and circle the number.



2 4 6



1 3 9



2 5 7



4 8 10



5 7 9



3 8 10

**2** Write the words.

**1**

3

t h r e e   

**2**

7

**3**

9

**4**

2

**5**

1

**6**

4

**7**

8

**8**

5

**9**

10

**10**

6





# Our new school

## My unit goals

### Practise



### Say and write



new words in English

### Learn to say

in English

## My mission diary

Hooray!

OK

Try again



My favourite stage: \_\_\_\_\_

Go to page 120  
and add to your  
word stack!



I can name  
things in my  
classroom.



I can  
understand  
colours.



I can read  
classroom  
words.



I can answer  
questions with  
*Where ...?*





1



**Look and read. Write *yes* or *no*.**

1 The chair is purple. yes

2 The desk is orange. \_\_\_\_\_

3 The pen is green. \_\_\_\_\_

4 The crayon is blue. \_\_\_\_\_

5 The rubber is white. \_\_\_\_\_

6 The bag is brown. \_\_\_\_\_

7 The book is red. \_\_\_\_\_

8 The pencil is pink. \_\_\_\_\_



## Sounds and spelling

2



**Listen and point to the letter.  
Then say and match.**



p

b

1



2



3



4



5





# The Friendly Farm

1



Listen and read. Who says it? Circle the name.

1



I'm the teacher.

Gracie / Cameron

2



It's under the desk, teacher.

Gracie / Rocky

3



It's on the desk.

Rocky / Shelly

4



It's next to the desk.

Gracie / Shelly

5



Where's my bag?

Jim / Jenny

6



It isn't in the bag.

Henrietta / Harry






1



Listen and tick ✓ or cross ✗.


1




2



3




4



5



6



2

Look at the picture. Complete the sentences.

1 The book is on the desk.4 The pencil is next to the book.2 The rubber is on the chair.5 The crayon is on the desk.3 The pen is on the bag.6 The bag is on the chair.





**1** Write the words. Find the secret word.

1 paper

2

3

4

5

6

7

8

9

10

Illustrations: paper, wardrobe, backpack, bookshelf, window, boy, whiteboard (4+3=), ruler, door.

What is the word? \_\_\_\_\_

**2** Listen and draw lines.

Illustrations: teacher, bag, cabinet, eraser, book, classroom (window, whiteboard with 8+2=, desk, chair, bookshelf, door).





1 1.18

Listen and number.


a




b



c




d



e



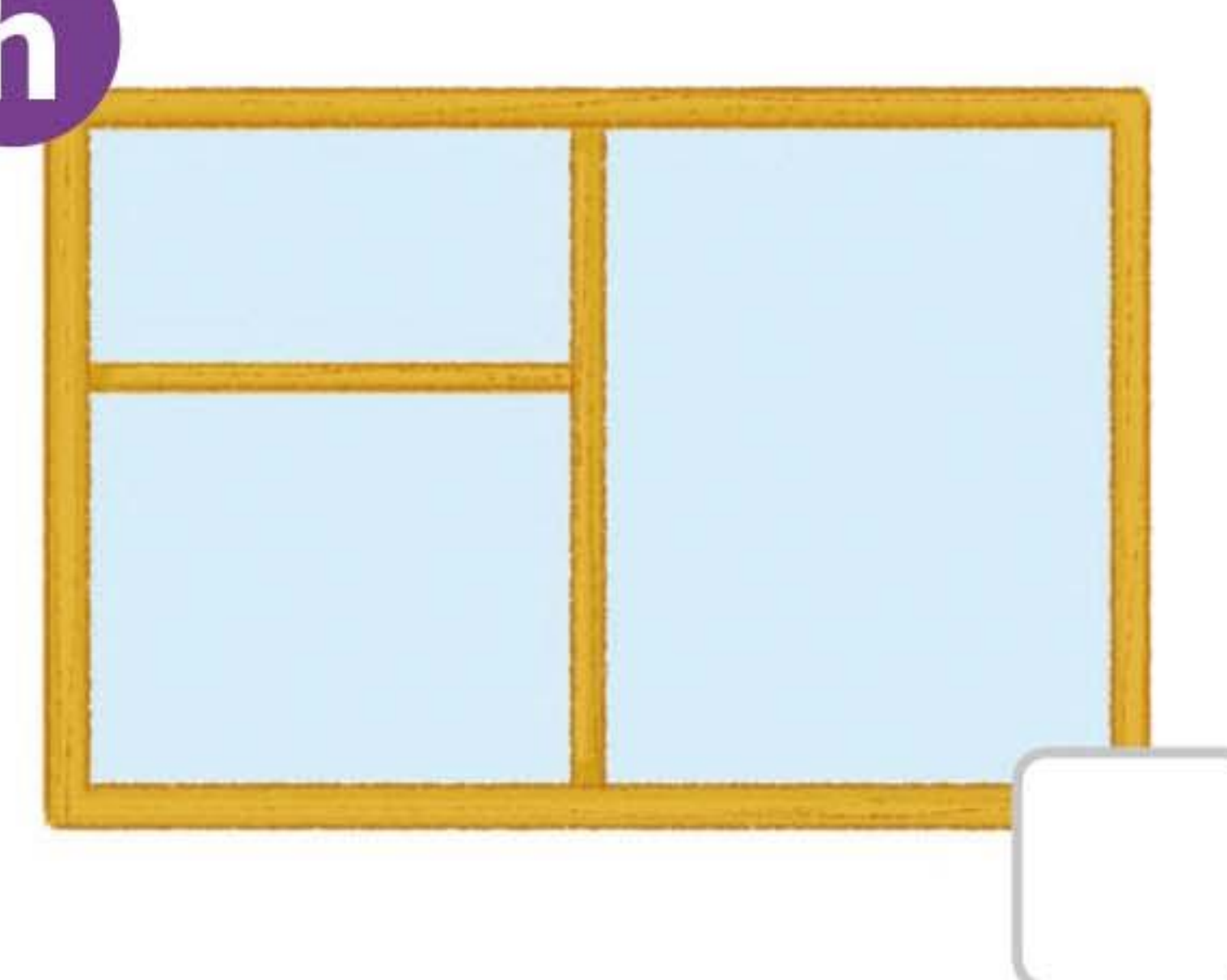
f



g



h




2

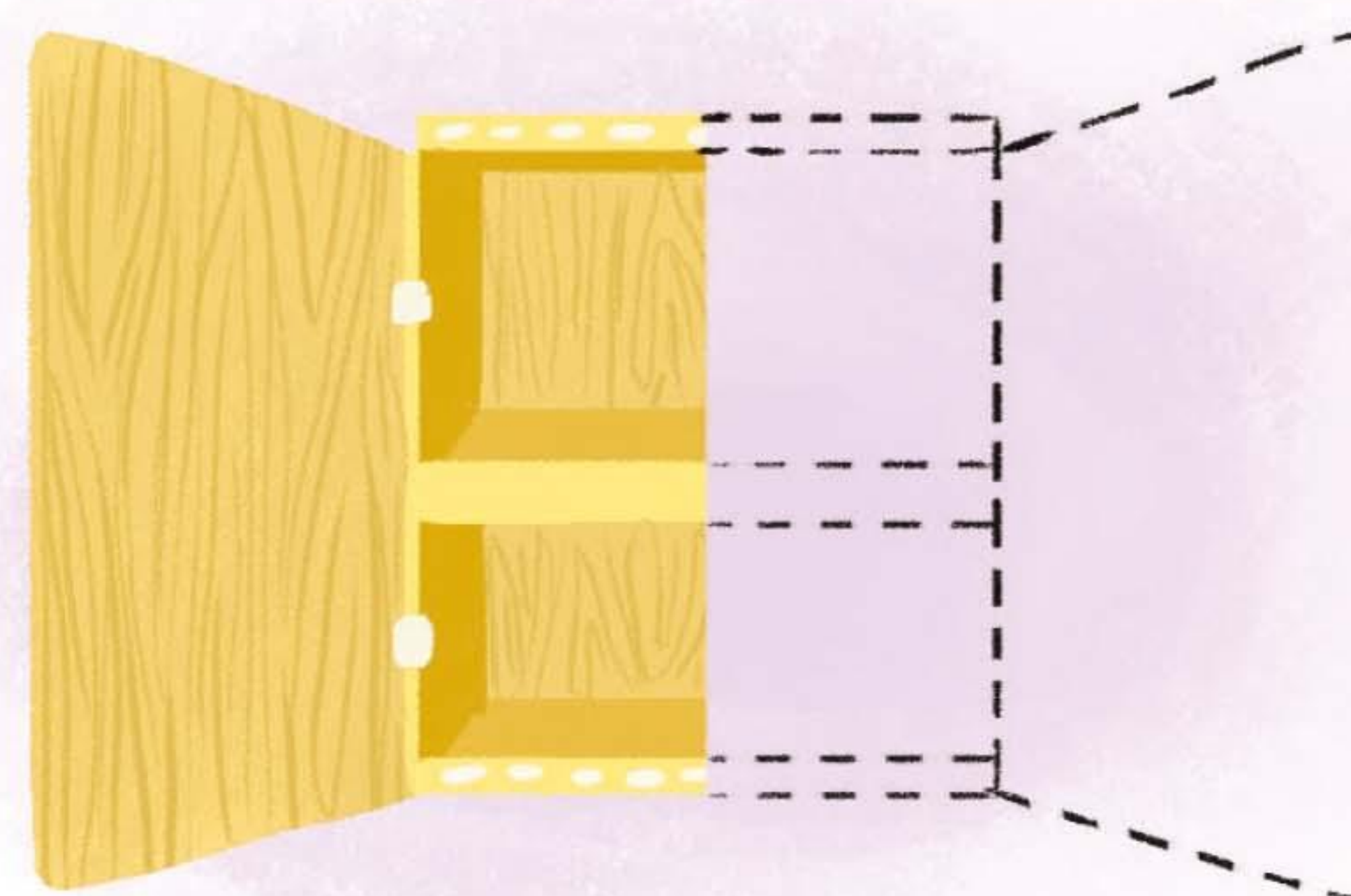
Look and draw. Then write the words.

crayon cupboard It's rulers these ~~this~~ this window

1



2



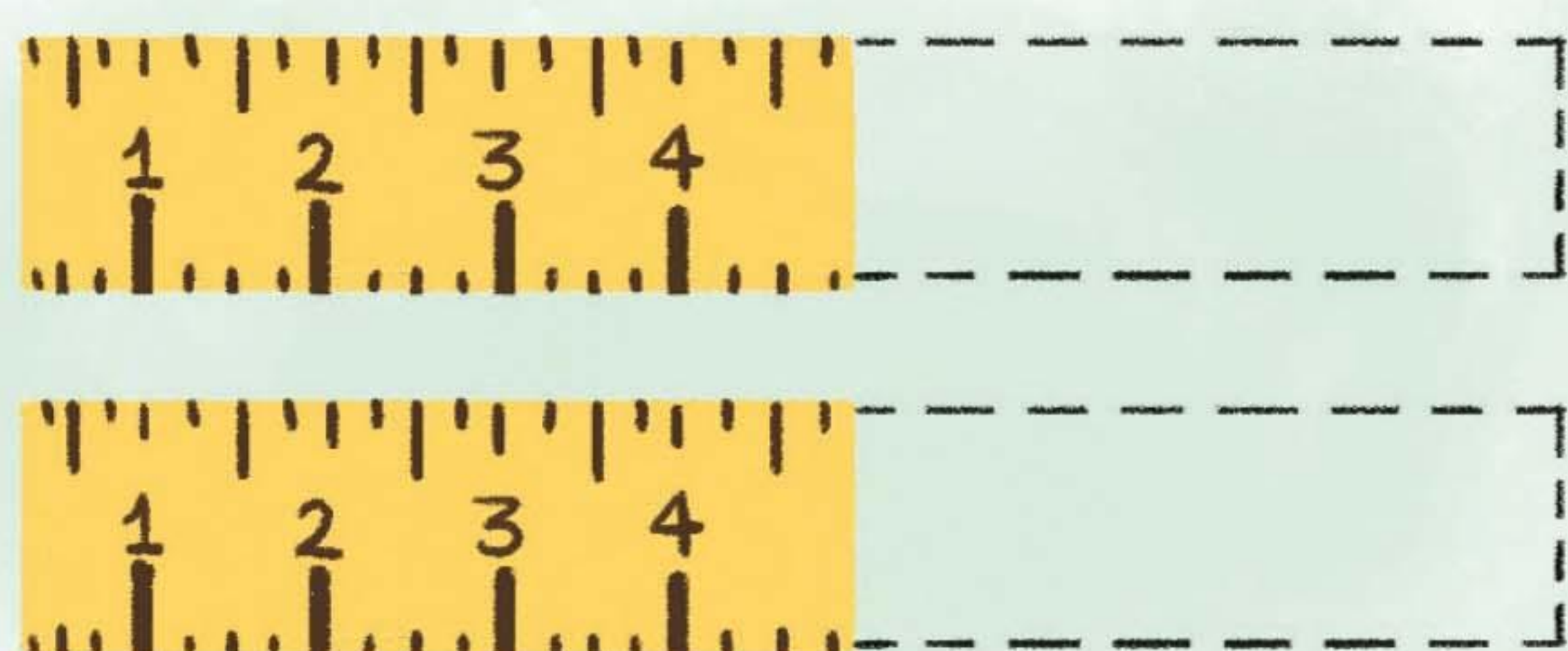
A What's this ?

B It's a \_\_\_\_\_.


A What's \_\_\_\_\_ ?

B It's a \_\_\_\_\_.

3



4



A What are \_\_\_\_\_ ?

B They're \_\_\_\_\_.

A What's this?

B \_\_\_\_\_ a \_\_\_\_\_.



# 1 Who is kind? Look and circle.



## 2 Look and write the words.

~~Are you OK?~~ Here you are.  
Thank you. Yes, thank you.





### 3 How are you kind at school? Write the words.

help listen share work



I share my things.



I \_\_\_\_\_ to my classmates.



I \_\_\_\_\_ my classmates.



We \_\_\_\_\_ together.

### 4 How are you kind at home? Think and draw.

