

CAMBRIDGE

STUDENT'S BOOK & WORKBOOK

Herbert Puchta, Jeff Stranks & Peter Lewis-Jones
with Clare Kennedy

Buy High Quality Ebooks, Contact:
Telegram: @tienganhedu
FB: <https://www.facebook.com/TiengAnhEbook/>



AGENDA **2030** | **EDUCAZIONE CIVICA**

DIDATTICA INCLUSIVA

DIDATTICA DIGITALE INTEGRATA

PROFESSIONAL SKILLS E MICROLINGUA
REAL WORLD ENGLISH
SKILLS ACTIVATION E STRATEGIE
INVALSI
GOOGLE FORMS

Better
Learning

CONTENTS

WELCOME p. 8

A All about me – Personal information; Subject pronouns; Countries and nationalities; Present simple *be*; Names and addresses
C About time – Numbers, days and dates; Your day; Times; Time expressions

	GRAMMAR	LOOK!	VOCABULARY	FUNCTIONS	
1 My things p. 14	<i>have got / has got</i> <i>there is / there are</i> Possessive adjectives <i>some / any</i>	Plural nouns <i>a / an</i> Possessive 's Adjectives <i>I like / I'd like</i>	Personal objects Expansion: Verbs + <i>-er</i> Description	Describing objects Role Play: Your things	
2 Having a good time p. 22	Present simple Verbs of opinion + <i>-ing</i> Adverbs of frequency	Expressions with <i>have</i> Expressing opinions Prepositions of time	Everyday activities Expansion: Verbs + <i>-ing</i> Hobbies		
AGENDA 2030 EDUCAZIONE CIVICA	Good citizens 1–2 – p. 233 Goal 4: Quality education Goal 8: Decent work and economic growth				
3 Spending money p. 30	Present continuous Present simple vs Present continuous Verbs of perception	Prices Stative verbs	Clothes and accessories Shops Expansion: Specialty shops	Buying things Role Play: Buying clothes in a shop	
Skills and Culture – Back to school – pp. 38–39 Skills and Culture – Banknotes – pp. 40–41					
Summative Review 1–3 – pp. 42–43 Get it right! – Possessive 's; <i>like</i> + verb + <i>-ing</i> ; Present simple vs Present continuous					
4 We are what we eat p. 44	Countable and uncountable nouns <i>a / an, some, any</i> <i>(how) much / many, a lot of / lots of</i> <i>too many / much, (not) enough</i> + noun <i>too</i> + adjective; <i>(not +)</i> adjective + <i>enough</i>	Indefinite pronouns <i>salty / savoury / sweet</i>	Food and drink Expansion: Food from other countries Food description	Role Play: Ordering a meal	
AGENDA 2030 EDUCAZIONE CIVICA	Good citizens 3–4 – p. 247 Goal 3: Good health and well-being Goal 13: Climate action				
5 All in the family p. 52	<i>was / were</i> Infinitive of purpose Possessive adjectives and pronouns <i>whose</i> and possessive 's	<i>whose</i> and <i>who's</i>	Family members Expansion: Extended family Feelings	Requesting permission Role Play: Requesting things	
6 No place like home p. 60	Past simple (regular verbs) Past simple (negative) Modifiers: <i>quite, very, really</i>	<i>look</i> + particle Verb + <i>-ed / -ing</i>	Rooms Expansion: Types of room Furniture Adjectives with <i>-ed / -ing</i>	Role Play: Buying furniture	
Skills and Culture – Family traditions around the World – pp. 68–69					
Summative Review 4–6 – pp. 70–71 Get it right! – <i>too, too much / many, not enough; really and very</i>					
AGENDA 2030 EDUCAZIONE CIVICA	Good citizens 5–6 – p. 261 Goal 5: Gender equality Goal 10: Reduced inequality				
7 Friends forever p. 72	Past simple (irregular verbs) Past simple (questions) Double genitive	Past time expressions	Personality description Expansion: Adjectives with <i>-ful</i> Memories	Talking about past events Role Play: A new friend	
8 Wild and wonderful p. 80	Comparative adjectives Superlative adjectives <i>can / can't</i> (for ability)		Wild animals Geographical features Expansion: Scientific words The weather	Giving warnings Role Play: A swimming lesson	
AGENDA 2030 EDUCAZIONE CIVICA	Good citizens 7–8 – p. 275 Goal 14: Life below water Goal 15: Life on land				
9 Out and about p. 88	<i>be going to</i> for intentions Present continuous for arrangements Adverbs of manner		Places in town Expansion: Place name compounds Things in town: compound nouns	Inviting and making arrangements Role Play: Invitations	
Skills and Culture – Friends in Literature – pp. 96–97 Skills and Culture – Mythical places around the World – pp. 98–99					
Summative Review 7–9 – pp. 100–101 Get it right! – Past simple (questions); <i>be going to</i> for intentions					
10 Our bodies p. 102	<i>will / won't</i> for future predictions First conditional Time clauses with <i>when / as soon as</i>	<i>foot, stomach</i> Expressions with <i>do</i> Zero conditional <i>if / when / as soon as</i> <i>hurt / ache</i>	Parts of the body Parts of the head Expansion: Words with head and body parts Aches	Role Play: Illness	
AGENDA 2030 EDUCAZIONE CIVICA	Good citizens 9–10 – p. 289 Goal 11: Sustainable cities and communities Goal 13: Climate action				
11 Travel the world p. 110	Present perfect Present perfect with <i>ever / never</i> <i>gone to vs been to</i>	Verbs for travelling	Transport and travel Travel verbs Expansion: <i>travel</i>	Talking about life experiences Role Play: <i>Have you ever...?</i>	
12 Incredible people p. 118	Present perfect with <i>just, already</i> and <i>yet</i> Present perfect vs Past simple	<i>just</i>	Positive qualities Expansion: Verb + <i>-ing</i> = adjective Expressions with <i>have, make</i> and <i>take</i>		
Skills and Culture – Hard journeys for schoolchildren – pp. 126–127					
Summative Review 10–12 – pp. 128–129 Get it right! – Zero conditional: unnecessary <i>will</i> ; Past simple for finished events					
AGENDA 2030 EDUCAZIONE CIVICA	Good citizens 11–12 – p. 303 Goal 4: Quality education Goal 11: Sustainable cities and communities				

EU KEY COMPETENCES	SKILLS AND STRATEGIES	PRONUNCIATION
Learn to learn: Noting new words in context Personal: Important things Citizenship: Respecting public property	Reading Strategy: Using text genre to understand the purpose of the text INVALSI – Listening Strategy: Recognising word boundaries from sentence stress	The articles <i>a / ə /</i> and <i>an / æn /</i>
Entrepreneurship: Building on your interests	Reading Strategy: Using text structure to find the main idea INVALSI – Listening Strategy: Recognising important information from word stress	<i>/s/, /z/, /ɪz/</i> sounds
DIGITAL CITIZENSHIP Presenting the results of a research project using multimedia		
Numerical: Doing calculations Social: Fashion and clothes Citizenship: Our clothes	INVALSI – Listening Strategy: Recognising weak forms Reading Strategy: Finding specific information by scanning	Contractions
	Writing Strategy: Brainstorming ideas Writing Strategy: Underlining key words in a task or question	
Learn to learn: Using real-life sources Citizenship: Food and health	Reading Strategy: Using images to understand a text INVALSI – Listening Strategy: Understanding important details from a conversation or monologue	Vowel sounds <i>/ɪ/</i> and <i>/i:/</i>
DIGITAL CITIZENSHIP Creating an infographic to promote a healthy, planet-friendly diet		
Learn to learn: Sorting words into categories Social: Film families Learn to learn: Making inferences	Reading Strategy: Distinguishing main ideas and details INVALSI – Listening Strategy: Identifying feelings and opinions	– <i>er / ə /</i> at the end of words
Learn to learn: Labelling objects	Reading Strategy: Identifying the main idea from details INVALSI – Listening Strategy: Recognising word linking	Regular past tense endings: <i>/d/, /t/</i> and <i>/ɪd/</i>
	Writing Strategy: Prioritising ideas	
DIGITAL CITIZENSHIP Finding data in a chart • Creating a digital poster		
Learn to learn: Using a thesaurus	Reading Strategy: Understanding the order of events INVALSI – Listening Strategy: Recognising contractions	Stressed syllables in words
Learn to learn: Noting pronunciation Citizenship: Valuing our world	Reading Strategy: Using paragraph structure to recognise important details INVALSI – Listening Strategy: Identifying new or contrasting information from emphasis	Vowel sounds: <i>/ɪ/</i> and <i>/aɪ/</i>
DIGITAL CITIZENSHIP Using online tools to find definitions • Creating digital flashcards • Filming a video interview		
Learn to learn: Asking for and giving directions Cultural: Appreciating other cultures Learn to learn: Problem solving	Reading Strategy: Using a bilingual dictionary for unknown words INVALSI – Listening Strategy: Recognising opinion signals	Voiced <i>/ð/</i> and unvoiced <i>/θ/</i> consonants
	Writing Strategy: Checking a draft for mistakes Writing Strategy: Clarifying the relationship among ideas	
Multilingual: Idioms with head and body parts Personal: Exercise and health	INVALSI – Listening Strategy: Using the situation to increase understanding Reading Strategy: Identifying the writer's opinion from content	The <i>/h/</i> consonant sound
DIGITAL CITIZENSHIP Creating an online questionnaire to be used for a survey, analysing the results and presenting them using pie charts, diagrams and visuals		
Digital: Using digital maps to travel Cultural: Travel broadens the mind Learn to learn: Collaborative stories	Reading Strategy: Guessing word meaning from context INVALSI – Listening Strategy: Using an introduction to predict what you will hear	Sentence stress
Social: Appreciating positive qualities	Reading Strategy: Using content to identify the author's purpose INVALSI – Listening Strategy: Checking understanding by asking questions	Intonation and sentence stress
	Writing Strategy: Using dictionaries to find and check words	
DIGITAL CITIZENSHIP Making a promotional video		

CONTENTS

	GRAMMAR	LOOK!	VOCABULARY	FUNCTIONS	
13 A question of sport p. 130	Past continuous Past continuous and Past simple Defining relative clauses Past simple vs Past continuous	Sports verbs Similarity Adverbs of sequence	Sports Expansion: Association	Talking about feelings Role Play: Sport preferences	
14 Smart life p. 138	<i>have to / don't have to</i> <i>should / shouldn't</i> <i>mustn't vs don't have to</i>	<i>must vs have to</i> Expressions with <i>like</i>	Gadgets and appliances Expansion: Object name compounds Housework	Role Play: Things to do	
AGENDA EDUCAZIONE 2030 CIVICA	Good citizens 13–14 – p. 317 Goal 3: Good health and well-being Goal 10: Reduced inequality Goal 16: Peace, justice and strong institutions				
15 A good education p. 146	Present perfect with <i>for</i> and <i>since</i> Reflexive pronouns <i>a, an, the</i> or no article	Reflexive and reciprocal pronouns	School subjects Expansion: Subjects with a final <i>-logy</i> Thinking verbs	Asking for and giving / refusing permission Role Play: Requesting permission	
Skills and Culture – The wonderful world of sport – pp. 154–155 Skills and Culture – Schools with a difference – pp. 156–157					
Summative Review 13–15 – pp. 158–159 Get it right! Past continuous for past actions in progress; <i>have to</i> for obligations we don't decide; No article					
16 On the screen p. 160	Comparative and superlative adjectives (<i>not</i>) <i>as... as</i> comparatives Making a comparison stronger or weaker Adverbs Comparative adverbs	Expressions with <i>get</i>	Films Entertainment Expansion: Verbs for entertainment TV programmes		
AGENDA EDUCAZIONE 2030 CIVICA	Good citizens 15–16 – p. 331 Goal 4: Quality education Goal 5: Gender equality				
17 Online life p. 168	Indefinite pronouns <i>all / some / none / any of them</i> <i>should, had better, ought to</i>		Online behaviour Expansion: Changing verbs into nouns Advice	Role Play: Parental control of online activity Giving advice	
18 Music to my ears p. 176	Present perfect continuous Non-defining relative clauses Present perfect vs Present perfect continuous		Musical instruments Expansion: Italian musical terminology Music		
Skills and Culture – From caves to kindles – how reading has changed – pp. 184–185					
Summative Review 16–18 – pp. 186–187 Get it right! <i>not as + adjective + as</i> for comparisons; Indefinite pronouns; Present perfect vs Present perfect continuous					
AGENDA EDUCAZIONE 2030 CIVICA	Good citizens 17–18 – p. 345 Goal 9: Industry, Innovation and Infrastructure				
19 No Planet B p. 188	<i>will, may, might</i> for prediction Modal verbs of deduction First conditional with <i>if / unless</i>		The environment Expansion: The same word as noun and verb Energy	Expressing surprise and enthusiasm Role Play: Waiting in the café	
20 The future is now p. 196	Future forms Question tags <i>nor, neither</i> and <i>so</i>	<i>book / reserve / hire</i>	Arrangements Expansion: Accommodation false friends The future		
Skills and Culture – Green solutions around the world – pp. 204–205					
Summative Review 19–20 – pp. 206–207 Get it right! <i>so</i> and <i>neither / nor</i> with auxiliaries; Modal verbs of deduction					
AGENDA EDUCAZIONE 2030 CIVICA	Good citizens 19–20 – p. 359 Goal 1: No poverty Goal 12: Responsible consumption and production Goal 13: Climate action				
EXTRA UNITS					
A Science and us p. 208	Past simple vs Past continuous <i>used to</i>		Science and discoveries	Talking about past habits Role Play: A mysterious past	
B Making a difference p. 210	Second conditional The passive: Present simple and Past simple		Jobs Work expressions	Talking about jobs	
Developing Speaking – Unit 2 – p. 364			Real English: Free time	Suggesting, agreeing and disagreeing	
Developing Speaking – Unit 4 – p. 365			Real English: Eating	Offering and requesting	
Developing Speaking – Unit 6 – p. 366			Real English: At home	Expressing compliments and feelings	
Developing Speaking – Unit 8 – p. 367			Real English: Weather	Expressing caution and warning	
Developing Speaking – Unit 10 – p. 368			Real English: Illness	Sympathising and thanking	
Developing Speaking – Unit 12 – p. 369			Real English: Personality	Encouraging and congratulating	
Developing Speaking – Unit 14 – p. 370			Real English: Innovation	Asking for clarification	
Developing Speaking – Unit 16 – p. 371			Real English: Entertainment	Comparing	
Developing Speaking – Unit 18 – p. 372			Real English: Music	Expressing feelings	
Developing Speaking – Unit 20 – p. 373			Real English: Time	Making arrangements	
Role Play Student A – p. 212 Workbook – pp. 213–363 Mind Maps – pp. 374–415 Professional skills – p. 416–435 Role Play Student B – p. 436					

EU KEY COMPETENCES		SKILLS AND STRATEGIES	PRONUNCIATION
Personal: Trying, winning and losing Cultural: Different countries, different sports Social: Empathy		Reading strategy: Using text structure to understand general idea INVALSI – Listening strategy: Recognising important information from word stress	Strong and weak forms of <i>was</i> and <i>were</i>
Learn to learn: Playing games to remember vocabulary Citizenship: Caring for people and the environment		Reading strategy: Scanning a text for specific information INVALSI – Listening strategy: Recognising weak forms	Vowel sounds: /ʊ/ and /u:/
DIGITAL CITIZENSHIP Creating a digital brochure to promote an inclusive sport			
Learn to learn: Lifelong learning Literacy: Analysing what you read		Reading strategy: Distinguishing main ideas from details INVALSI – Listening strategy: Recognising sound omissions in contractions and other words	Word stress
		Writing strategy: Using adjectives to make your writing more interesting Writing strategy: Checking a draft for common mistakes	
Citizenship: Avoiding assumptions		Reading strategy: Distinguishing facts from opinions INVALSI – Listening strategy: Recognising consonant / vowel links between words	Words ending in /ə/
DIGITAL CITIZENSHIP Making a digital mind map • Creating a webliography in a presentation			
Digital: Responsible online behaviour		Reading strategy: Understanding unknown words from context INVALSI – Listening strategy: Recognising consonant links between words	The short /ʌ/ vowel sound
Entrepreneurship: Following your dreams		Reading strategy: Using contextual clues to make inferences INVALSI – Listening strategy: Using linkers to understand how ideas relate	<i>been</i> : strong /bi:n/ and weak /bɪn/
		Writing strategy: Using a mind map to organise ideas for writing	
DIGITAL CITIZENSHIP Learning to use the internet safely			
Citizenship: The environment in your country Citizenship: Caring for the world		INVALSI – Listening strategy: Recognising opinion signals Reading strategy: Recognising the writer's purpose from genre and audience	/f/, /v/ and /b/ consonant sounds
Citizenship: Building a better future		INVALSI – Listening strategy: Using tone of voice and expressions to understand feelings Reading strategy: Skimming a text to understand the general idea	Intonation of question tags
		Writing strategy: Keeping to a word count	
DIGITAL CITIZENSHIP Summarising information in an infographic			
Multilingual: Mediation			
Multilingual: Mediation			
Multilingual: Mediation			
Multilingual: Mediation			
Multilingual: Mediation			
Multilingual: Mediation			
Multilingual: Mediation			
Multilingual: Mediation			
Multilingual: Mediation			
Multilingual: Mediation			

IL MEGLIO DELLA PRIMA EDIZIONE...

Argomenti educativi e stimolanti elaborati da Herbert Puchta, Jeff Stranks, Peter Lewis-Jones e Clare Kennedy.



Design chiaro e inclusivo adatto allo stile di apprendimento visivo.




Lezioni Skills and Culture.



Le sezioni **Get It Right!** aggiornate con le ultime indicazioni del **Cambridge Learner Corpus** sugli errori più comuni degli studenti italiani e come evitarli.

Sezione **Professional Skills**.



GET IT RIGHT!



For an excessive quantity, we use **too** with adjectives and **too much / many** with uncountable / plural nouns.
For an insufficient quantity, we use **not + adjective + enough**.

- ✓ It's **too** difficult for me.
- ✗ It's **too much** difficult for me.
- ✓ You **aren't old enough** to vote.
- ✗ You **aren't enough old** to vote.

E LE SOLUZIONI PER LA CLASSE DI OGGI!

Quattro tipi di video:



Documentari **Unit Opener** che introducono il tema dell'unità.



Interviste **Real English** con modi di dire comuni.



Animazioni **Grammar Revision**.



Documentari **Skills and Culture** sugli argomenti delle lezioni **Skills and Culture**.

Lezioni **Developing speaking**:

- Comprensione del vero inglese parlato da persone reali per strada.
- Uso di linguaggio funzionale in situazioni reali.
- Uso di espressioni idiomatiche comuni.



Sviluppo e attivazione delle competenze:

- Strategie per Reading.
- Strategie per Writing.
- Strategie per Listening con attività INVALSI.
- Strategie per Speaking.
- Attività dedicate al **Vocabulary Expansion**.

TOWARDS INVALSI

7 **SPEAKING** In pairs. What are your hobbies? Tell your partner.

Listening Strategy

Recognising important information from word stress

Listen for the words with emphasis. They will give the important information, for example: **who, what, when** and **where**.

Vocabulary Expansion

Place name compounds

The places in Ex. 1 are all compound nouns. We make compound nouns in three ways:

Descriptive	General	Examples
descriptive noun	+ general noun =	car park
descriptive verb		shopping centre
descriptive adjective		greenhouse

Attività di competenze connesse alle otto EU Key Competences, tra cui Cittadinanza.

- Citizenship Competence
- Entrepreneurship Competence
- Multilingual Competence
- Learn to learn Competence
- Digital Competence

Citizenship Competence

Food and health

What about you? Do you eat any healthy food? How much meat do you eat in a week? Perhaps you think you don't eat insects? But maybe you're wrong! Why's that? Because the red food colouring that is in many things that we eat comes from an insect called the cochineal beetle!



Good citizens:

- Pagine di **Educazione civica** e temi legati agli obiettivi dell'Agenda 2030.

AGENDA 2030 | EDUCAZIONE CIVICA





A ALL ABOUT ME

Personal information



1 **W.01** Put the dialogue in order. Number the boxes. Then listen and check.

- ☒ **Ryan** Hi. I'm Ryan.
- ☐ **Ryan** I'm thirteen. How about you?
- ☐ **Ryan** Australia.
- ☐ **Ryan** Hello, Claudia. Where are you from?
- ☐ **Claudia** Me? I'm thirteen, too.
- ☐ **Claudia** I'm from Brazil. And you?
- ☐ **Claudia** Hi, Ryan. My name's Claudia.
- ☐ **Claudia** Cool! How old are you, Ryan?

2 **W.02** Complete the dialogue with the words below. Then listen and check.

are | meet | this | too

- Ryan** Claudia, ¹_____ is my friend Ahmed.
Ahmed Hi, Claudia. Nice to ²_____ you.
Claudia Nice to meet you ³_____, Ahmed.
 And this is my friend: her name's Laura.
Laura Hi, guys. How ⁴_____ you? I'm Laura.
 Laura Junqueira.



Subject pronouns

I / you / he / she / it are singular.
We / you / they are plural.

Countries and nationalities

3 Match the names of the countries 1–12 with the flags A–L.

- | | |
|---------------------------|-------------------------------------|
| 1 <u>A</u> Mexico | 7 ____ Italy |
| 2 ____ The United Kingdom | 8 ____ Russia |
| 3 ____ Argentina | 9 ____ The United States of America |
| 4 ____ Brazil | 10 ____ Spain |
| 5 ____ China | 11 ____ Turkey |
| 6 ____ The Netherlands | 12 ____ Colombia |



GRAMMAR

Present simple be

Positive	Negative
I'm (am) late.	I'm not (am not) late.
You're (are) late.	You aren't (are not) late.
He / she / it's (is) late.	He / she / it isn't (is not) late.
We're (are) late.	We aren't (are not) late.
They're (are) late.	They aren't (are not) late.
Questions	Short answers
Am I late?	Yes, I am. / No, I'm not.
Are you late?	Yes, you are. / No, you aren't.
Is he / she / it late?	Yes, he / she / it is. / No, he / she / it isn't.
Are we late?	Yes, we are. / No, we aren't.
Are they late?	Yes, they are. / No, they aren't.

► workbook page 214

Carlos and Juan



0 They're Mexican.

Micaela



1 She's

Liam and Evelyn



2

Havva and Miray



3

João



4

Camila



5

Li Na



6

Ricardo



7

Natasha and Daria



8

Lorenzo



9

- 4 ★☆☆ What nationality are the people?
Write the sentences 1–9.

- 5 ★★☆☆ W.03 Complete the dialogue with the correct forms of *be*. Then listen and check.

Claudia So, Ahmed – where ⁰ are you from?

Ahmed Me? I ¹ _____ from Britain. Ryan here ² _____ from Australia, but I ³ _____ British.

Laura But, ⁴ _____ your name British?

Ahmed Oh, good question. Well, no it ⁵ _____. My parents ⁶ _____ from Egypt and so my name ⁷ _____ from Egypt, too. But my sister Fatima and I were both born here, so we ⁸ _____ 100% British.

Claudia That ⁹ _____ cool. I think your name ¹⁰ _____ really nice.

Ahmed Thank you! And you two, ¹¹ _____ you both Brazilian?

Laura That ¹² _____ right. But we ¹³ _____ not from the same city. I ¹⁴ _____ from Belo Horizonte and Claudia ¹⁵ _____ from Sao Paulo. We ¹⁶ _____ students at the language school here.

Names and addresses

- 6 W.04 Ahmed phones for a taxi. Listen and complete the information.

ABBEY'S TAXIS

Booking form


Taxi for ¹ _____

Going to ² _____

Pick up at ³ _____ am/pm

From ⁴ _____ Street

Number of passengers ⁵ _____



- 7 W.05 Now listen to a phone call. Correct the sentences in your notebook.

0 Fernando phones Alejandra.

No – Alejandra phones Fernando.

1 They met last Wednesday.

2 There's a party at Alejandra's place next Friday.

3 The party starts at seven thirty.

4 Alejandra lives at 134 Markam Avenue.



5 Her phone number is 0788 224 234.

B WHAT'S THAT?

Classroom objects

1 Look at the classroom. Write the correct letter a–l next to each object 1–12.

- | | | |
|---------|----------|------------|
| a board | e desk | i ruler |
| b book | f floor | j window |
| c CD | g pen | k door |
| d chair | h pencil | l notebook |



Prepositions of place

2 Look at the classroom in Ex. 1. Complete the sentences with the prepositions of place below.

behind | between | in
in front of | on | under

- 0 The notebook is on the chair.
- 1 The pencil is _____ the floor.
- 2 The pencil is _____ the chair.
- 3 The book is _____ the desk.
- 4 The pen is _____ the book.
- 5 The ruler is _____ the book.
- 6 The board is _____ the door and the window.
- 7 The book is _____ the pen.

GRAMMAR

Imperatives

RULE: For the **positive imperative**, we use the base form of the verb. For the **negative imperative**, we use **don't** and the base form of the verb.

Positive	Negative
Open your book!	Don't run!

▶ workbook page 214

Classroom language

3 Use one word from each box to invent eight new classroom rules in your notebook. Use positive and negative imperatives.

eat | listen | open | run
sleep | speak | stand | write

board | book | chair | classroom
desk | door | food | Italian | music

Don't stand on the desk!

4 **SPEAKING** In pairs. Compare your answers.



can / can't

- We use **can** for permission or to make a request;
Can I ask a question?
No, you can't.
- can** is a modal verb. We use the base form of the verb after it.

5 **W.06** Complete the sentences with the words below. Then listen and check.

again | ask | don't | hand | me | mean
page | say | spell | understand

- 1 Excuse _____.
- 2 Can I _____ a question, please?
- 3 Can you say that _____, please?
- 4 How do you _____ *mangiare* in English?
- 5 Open your books to _____ 56.
- 6 Put your _____ up if you know the answer.
- 7 Sorry, I _____ know.
- 8 Sorry, I don't _____.
- 9 What does this word _____?
- 10 Excuse me. How do you _____ that word?
Is it C–H–E–I–R or C–H–A–I–R?

6 SPEAKING In pairs. Use the prompts to ask permission or make a request with *can*.

0 I / ask a question

Can I ask a question?

1 you / say that again please

2 you / close the window please

3 I / sit on the chair

4 you / open your books at / to page 11

5 you / help me

GRAMMAR

Subject and object pronouns

RULE: We put subject pronouns before verbs.
She's a good teacher.

We put object pronouns after verbs.

We like her.

Subject pronouns

I
you
he
she
it
we
they

Object pronouns

me
you
him
her
it
us
them

▶ workbook page 214

7 ★☆☆ Choose the correct pronoun.

0 Jo is in the class with *we / us*. *She / Her* sister is here, too.

1 This is a photo of *I / me*. *I / Me* am with my dad.

2 **A** Is that Paul?

B Yes, I'm behind *her / him* in this photo.

3 **A** Is Laura OK?

B Yes, her mum's with *she / her*. *She / Her* is fine.

4 **A** Is Toby in their group?

B No, he's not in a group with *they / them*.
They / Them are in group 1.

8 ★★☆☆ Complete the sentences with the correct pronouns.

0 He's a good singer – we like *him* a lot.

1 My books are in your bag. Can you get _____, please?

2 I've got a new bike – I'm going to ride _____ this afternoon.

3 Where are you? I can't see _____.

4 I don't know where the Maths class is – can you show _____?

5 She doesn't know, so please tell _____.

6 We like our parents. They give _____ lots of love!

GRAMMAR

this / that / these / those

	Singular	Plural
here ↓	<i>this</i> book	<i>these</i> books
there →	<i>that</i> book	<i>those</i> books

▶ workbook page 215



9 ★☆☆ Match the photos A–D with the sentences 1–4.

1 ___ What animal is this?

2 ___ What animal is that?

3 ___ These shoes are nice.

4 ___ Those shoes are nice.



10 ★★☆☆ Complete the email with the words below. There are three extra words.

are | how | I | in front of | it | lot | me
them | under | understand | we | you

★ James jamie320@email.co.uk



Hello from Italy

Hi Liz,

I'm writing to ⁰ *you* from Italy! My family and I ¹ _____ on holiday here for a week. It's really nice here. Italian people are very friendly but of course I don't speak Italian, so I don't ² _____ when people talk to me. But a ³ _____ of people here speak English, so it's all OK.

Our hotel is great. ⁴ _____ have a swimming pool ⁵ _____ our room – it's really big! I have dinner late – usually after eight o'clock! It's always really good – the pasta is delicious – but I usually have pizza. Dinner is my favourite meal. I love ⁶ _____.

So, ⁷ _____ are you? I hope you are enjoying your holiday, too. I want to buy a present for you here in Italy. Do you like Italian music? Write and tell ⁸ _____, OK? Have a good time and write soon.

Love,

James

C ABOUT TIME

Numbers, days and dates

1 Write the words for the numbers.

- | | |
|--------------|----------|
| 1 <u>one</u> | 11 _____ |
| 2 _____ | 12 _____ |
| 3 _____ | 13 _____ |
| 4 _____ | 14 _____ |
| 5 _____ | 15 _____ |
| 6 _____ | 16 _____ |
| 7 _____ | 17 _____ |
| 8 _____ | 18 _____ |
| 9 _____ | 19 _____ |
| 10 _____ | 20 _____ |

2 W.07 Write the numbers in order in your notebook. Then listen and check.

eighty-seven | fifty-nine | forty-four | nineteen
 ninety-two | one hundred | seventy-eight
 sixty-three | thirty-six | twenty-five

0 nineteen 19

3 W.08 Listen and choose the correct information.

- Nathan** Hi, Kim. Why are you so happy today?
Kim Because it's the ¹21st / ²22nd / ³23rd of February.
Nathan And what's special about that date?
Kim It's my birthday!
Nathan Really! Happy birthday, Kim.
Kim Thanks. I'm ²12 / ³13 / ⁴14 today.
Nathan Lucky you!
Kim When is your birthday, Nathan?
Nathan It's in ³August / September / October.
Kim What date?
Nathan The ⁴11th / ⁵12th / ⁶13th. I think it's on a ⁵Tuesday / Thursday / Friday this year.

4 W.09 Write the names of the days and months. Listen and check.

- | DAYS | MONTHS |
|-----------------|------------------|
| 1 <u>Monday</u> | 1 <u>January</u> |
| 2 _____ | 2 _____ |
| 3 _____ | 3 _____ |
| 4 _____ | 4 _____ |
| 5 _____ | 5 _____ |
| 6 _____ | 6 _____ |
| 7 _____ | 7 _____ |
| | 8 _____ |
| | 9 _____ |
| | 10 _____ |
| | 11 _____ |
| | 12 _____ |

5 Match the ordinal numbers a–j with 1–10.

- | | |
|---------------------|--------|
| 1 ___ first | a 15th |
| 2 ___ second | b 12th |
| 3 ___ third | c 22nd |
| 4 ___ fourth | d 20th |
| 5 ___ fifth | e 31st |
| 6 ___ twelfth | f 3rd |
| 7 ___ fifteenth | g 1st |
| 8 ___ twentieth | h 2nd |
| 9 ___ twenty-second | i 4th |
| 10 ___ thirty-first | j 5th |

6 W.10 How do you say these numbers? Listen and check.

6th | 12th | 16th | 19th | 22nd | 23rd | 30th

7 W.11 Listen and write the people's birthdays.



14th March




8 SPEAKING Walk around the classroom. Ask and answer about birthdays. Whose birthday is close to your birthday?

- A When's your birthday?
 B It's on 17th March.

Your day

9 Put the activities A–H in the correct order 1–8.



I do my homework.



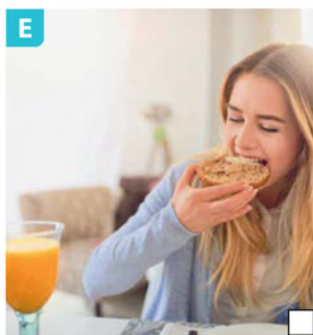
I get home.




I get up.



I have lunch.



I have breakfast.



I go to bed.



I have dinner.



I go to school.

10 Look at the sentences in Ex. 9. Write them in the correct column for you. Use your notebook if necessary.

Morning	Afternoon	Evening
<i>I get up.</i>		

Times

11 Match the clocks A–H with the times 1–8.

- It's ten to one.
- It's six o'clock.
- It's half past three.
- It's eight o'clock.
- It's ten to eight.
- It's 10.30.
- It's twenty past ten.
- It's half past eight.



get home.



12 W.12 Listen to Mayra. Write her activities under the clocks in Ex. 11.



Time expressions

midday to midnight = pm

midnight to midday = am

12 am = midnight

12 pm = midday

1 am = one o'clock in the morning

1 pm = one o'clock in the afternoon

13 In pairs. Talk about your day.

A *I go to school at half past eight.*

B *I do my homework at seven o'clock.*

1

MY THINGS

OBJECTIVES

GRAMMAR

have got / has got
there is / there are
Possessive adjectives
some / any

VOCABULARY

Personal objects
Expansion: Verbs + -er
Description

FUNCTIONS

Describing objects
Role Play: Your things

VIDEO



1 backpack



2 _____



3 _____



4 _____



5 _____




6 _____



7 _____



8 _____



9 _____



10 _____



11 _____



12 _____



13 _____



14 _____



15 _____



VOCABULARY

Personal objects

- 1 1.01 Write the names below under the objects. Then listen, check and repeat.

backpack | charger | diary | earphones
key ring | lunchbox | magazine | mobile phone
purse | pencil case | speaker | sunglasses
tablet | wallet | watch

- 2 **SPEAKING** In pairs. Point to the photos. Ask and answer questions about them.

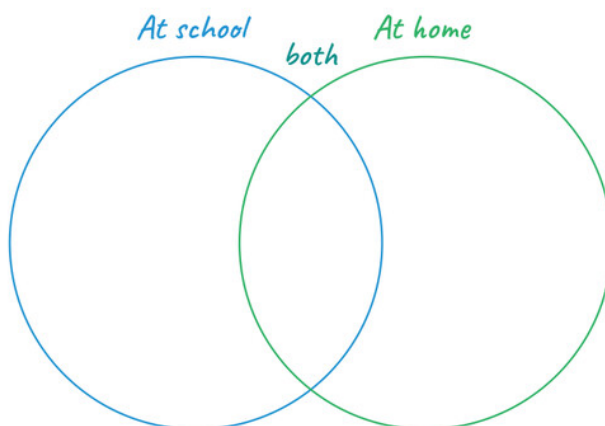
A *What's this?*

B *It's a speaker.*

- 3 **SPEAKING** In pairs. Ask and answer the questions.

- 1 Which objects from Ex. 1 are in your bag today?
2 Which objects are never in your bag?

- 4 Sort the objects in Ex. 1 into groups.





VOCABULARY

Description

- 5 1.02 Complete the mind map above with the words below. Then listen, check and repeat.

brown | green | new | old | silver | small | tidy

- 6 Match the pairs of opposites below with the photos 1–4.

big / small | new / old | tidy / messy



- 7 **SPEAKING** In pairs. Describe one of your personal objects with the adjectives for description. Don't say what it is. Your partner says what it is!

A *It's blue and silver and it's new.*

B *It's your pencil case!*

Learn to learn Competence

Noting new words in context

Writing new words in context helps you to remember what they mean.

- 8 Write six sentences with the objects in Ex. 1 and adjectives for description in your notebook. Make sure the sentences are true for you.

My key ring is old.

My earphones are small and white.

Vocabulary Expansion

Verbs + -er

We often add -er to the end of a verb to create the name of an object for that activity.

speak → speaker

record → recorder

charge → charger

copy → copier

GET THINKING



- 9 **SPEAKING** Watch the video and answer the questions. Then discuss with the class.

- Which gadget is useful in a swimming pool?
- Which gadget creates energy for developing nations?
- Which gadget in the video is your favourite?


[HOME](#)
[ABOUT](#)
[LATEST POSTS](#)


Your school bag says a lot about the type of person you are.

Tell us about your SCHOOL BAG!

👍 15 Likes


💬 3 Comments

- 1 _____ My backpack isn't new, it's old and dirty but it's in my favourite football team's colours. I've only got a pen, two books and a tablet in it – and a PE bag. There isn't a lunchbox but there's a bottle of water. I've always got my earphones, my phone and its charger with me.
- 2 _____ My school bag is silver and blue – and new! There are a lot of school books in it and a big pencil case, a notebook, a diary and a tablet. It's very tidy. In the small pocket, there's a key ring and a small purse. Today, there is also a book of pictures by famous artists.
- 3 _____ My school backpack? It isn't new and it's messy! In it, there's a lunchbox and a bottle of water. I've got my phone and a charger – they're very important. There are also my sunglasses, a purse, a key ring and two magazines. Are there any books? Only one but my friends have got their books, so I can look at them!



Camilla

She is very organised and she likes art. Her bag is probably very tidy.



Keira

She is untidy and she's got a lot of things in her bag but probably not many books.



Leon

This student is into sport. He isn't tidy.

READING

Reading Strategy

Using text genre to understand the purpose of the text

Identify what type of text you are reading (an email, an article, a blog, a social media post). This helps you to understand why the author wrote it, and perhaps some of the ideas in the text.

Use the strategy

- 1 1.03 Read and listen to the text. Then choose the correct answer.
 - 1 This text is...
 - A an email.
 - B an article.
 - C a social media post.
 - 2 You can find this type of text...
 - A in a magazine.
 - B in a book.
 - C in a newspaper.
 - D online.
 - E in an information leaflet.

Reading Practice

- 2 1.03 Read and listen again. Then write the name of each student next to the description of their bag 1–3.

3 Read the text again and mark the sentences T (true) or F (false). Correct the false sentences in your notebook.

- 1 ___ Leon's favourite subject is art.
- 2 ___ Leon's got his sports things today.
- 3 ___ There's a mobile phone in Camilla's bag.
- 4 ___ Camilla's messy.
- 5 ___ There are a lot of school things in Keira's bag.
- 6 ___ Keira hasn't got all her school books today.

4 **SPEAKING** In pairs. Talk about your school bag.

- 1 Which of the three bags is your school bag similar to?
- 2 Ask your partner to describe his / her bag.

Personal Competence

Important things

5 Number the things at school in order of their importance to you.

- ☐ friends
- ☐ lessons
- ☐ books
- ☐ school things
- ☐ good marks
- ☐ break time

6 **SPEAKING** In pairs. Compare your ideas. Are the same things important to you both?

Citizenship Competence

Respecting public property

How do you use public property?

- Work in groups of four. List all the examples you can of public property in your area. For ideas, think of transport, infrastructure and public places.
- Talk about the public property you use. Is it in good or bad condition? How does its condition affect how you feel when you use it?
- How can you maintain the public property you use in good condition? Collaborate to think of ideas.

TOWARDS INVALSI

7 **SPEAKING** In pairs. Do you prepare for school the night before? What do you do?

Listening Strategy

Recognising word boundaries from sentence stress

When people speak in English, the words create a continuous sound but there is emphasis on the important words. The alternation between words with and without emphasis creates a rhythm. This rhythm helps you to understand the boundaries between words.

Use the strategy

8 **1.04** Listen to parts of a conversation. Count the words.

0 6 1 ___ 2 ___ 3 ___ 4 ___ 5 ___

Listening Practice

9 **1.05** Listen to a conversation between Sarah and her mum. First you will have one minute to study the task below, then you will hear the recording twice. While listening, choose the correct answer (A, B, C or D) for questions 1–6. The first one (0) has been done for you. After the second listening, you will have one minute to check your answers.

- | | | | |
|--|-------------------------------------|--|--------------------------|
| 0 Sarah is... | <input type="checkbox"/> | 4 Sarah hasn't got... | <input type="checkbox"/> |
| A at school. | <input type="checkbox"/> | A pens or pencils. | <input type="checkbox"/> |
| B at the park. | <input type="checkbox"/> | B a pencil case. | <input type="checkbox"/> |
| C in her room. | <input checked="" type="checkbox"/> | C a mobile phone. | <input type="checkbox"/> |
| D in the classroom. | <input type="checkbox"/> | D a tablet. | <input type="checkbox"/> |
| 1 Sarah is looking for... | <input type="checkbox"/> | 5 Mum wants Sarah to... | <input type="checkbox"/> |
| A her tablet. | <input type="checkbox"/> | A stay at home. | <input type="checkbox"/> |
| B her key ring. | <input type="checkbox"/> | B decide what she needs. | <input type="checkbox"/> |
| C her lunchbox. | <input type="checkbox"/> | C take her tablet to school. | <input type="checkbox"/> |
| D her backpack. | <input type="checkbox"/> | D take her phone to school. | <input type="checkbox"/> |
| 2 Mum helps Sarah to... | <input type="checkbox"/> | 6 Sarah takes... | <input type="checkbox"/> |
| A do her homework. | <input type="checkbox"/> | A her backpack, diary, Maths book, lunchbox and a snack. | <input type="checkbox"/> |
| B find a thing. | <input type="checkbox"/> | B pens and pencils. | <input type="checkbox"/> |
| C tidy her room. | <input type="checkbox"/> | C her phone and charger. | <input type="checkbox"/> |
| D study for her test. | <input type="checkbox"/> | D her notebooks. | <input type="checkbox"/> |
| 3 Mum wants to be sure... | <input type="checkbox"/> | | |
| A Sarah is ready for her swimming lesson. | <input type="checkbox"/> | | |
| B Sarah's got the things she needs for school. | <input type="checkbox"/> | | |
| C Sarah's room is tidy. | <input type="checkbox"/> | | |
| D Sarah's got a snack. | <input type="checkbox"/> | | |

GRAMMAR

have got / has got

RULE: We use *have got* for possession. We use **has got** in the third person singular (*he, she, it*).

Positive	Negative
I've (have) got it.	I haven't (have not) got it.
You've (have) got it.	You haven't (have not) got it.
He / She / It's (has) got it.	He / She / It hasn't (has not) got it.
We've (have) got it.	We haven't (have not) got it.
They've (have) got it.	They haven't (have not) got it.
Questions	Short answers
Have I got it?	Yes, I have. No, I haven't.
Have you got it?	Yes, you have. No, you haven't.
Has he / she / it got it?	Yes, he / she / it has. No, he / she / it hasn't.
Have we got it?	Yes, we have. No, we haven't.
Have they got it?	Yes, they have. No, they haven't.

► workbook page 220

1 ★☆☆ Complete the sentences with the correct form of *have got*.

- 0 I haven't got (not) my pencil case today.
 1 Luke _____ a new backpack.
 2 _____ you _____ a watch?
 3 The students _____ (not) their tablets.

2 ★★☆☆ Write sentences with the prompts and *have got*.

- 0 Kylie / black earphones.
Kylie has got black earphones.
 1 you / the charger for your phone?

 2 I / sandwiches in my lunchbox.

 3 the teacher / not / her tablet today.

3 ★★★★★ **SPEAKING** In pairs. Ask and answer questions about what you have got in your school bag today.

- A *Have you got a speaker in your bag?*
 B *No, I haven't. / Yes, I have.*

there is / there are

RULE: To say that a thing or a person is in a place, we use **there is**. We use **there are** for the plural.

Positive	Negative
There's (is) a bag.	There isn't (is not) a bag.
There are two bags.	There aren't (are not) two bags.
Questions	Short answers
Is there a bag?	Yes, there is. / No, there isn't (is not).
Are there two bags?	Yes, there are. / No, there aren't (are not).

► workbook page 220

4 ★☆☆ Choose the correct option.

- 0 There is / are an apple in this lunchbox.
 1 There *isn't* / aren't 28 students in my class.
 2 *Is* / Are there a wallet on the desk?
 3 There *is* / are two teachers in the classroom.
 4 *Is* / Are there a speaker in your classroom?

5 ★★☆☆ Rewrite the sentences in the positive, negative or question forms in your notebook.

- 0 There are ten chairs in the room. (- / ?)
There aren't ten chairs in the room.
Are there ten chairs in the room?
 1 There's a new student in our class. (- / ?)
 2 Is there an apple in my lunchbox? (+ / -)
 3 There isn't a charger with this phone. (+ / ?)
 4 Are there six keys on the key ring? (+ / -)

6 ★★★★★ What's in your pencil case? Write sentences in your notebook with *there is* / *there are*.

There's one blue pen and two pencils.



Plural nouns

- To form the plural of regular nouns:
add -s;
wallet → *wallets*
- nouns ending in -s, -ss, -x, -ch, -sh:
add -es;
box → *boxes*
- nouns ending in consonant + -y:
change -y to -ies;
city → *cities*
- irregular plurals:
child → *children*
man → *men*
woman → *women*
person → *people*

7 ★☆☆ Write the plurals.

- 1 bag _____
 2 key _____
 3 person _____
 4 baby _____

8 ★★☆☆ Look at the personal objects in Ex. 1 on page 14. Write them all in the plural in your notebook.

**a / an**

- We use **a** before singular nouns beginning with a consonant:
a camera a photo
- We use **an** before singular nouns beginning with a vowel or a silent "h":
an app an email an hour

BUT

- We use **a** before singular nouns beginning with a consonant sound, for example /ju/.
a euro a university

9 ★☆☆ Choose the correct option.

- 1 *a / an* Italian car 3 *a / an* English book
2 *a / an* hotel 4 *a / an* happy day

Possessive adjectives**RULE:**

Possessive adjectives indicate the person or people who possess something.

Subject pronouns

I
you
he / she / it
we
they

Possessive adjectives

my
your
his / her / its
our
their

► **workbook** page 220

10 ★☆☆ Complete the sentences with the correct possessive adjective.

- 0 I'm Chloe and this is my brother.
1 Who is that boy? What's _____ name?
2 Rosie and _____ sister are my friends.
3 Here's my phone but where is _____ charger?

**Possessive 's**

- We add 's to a noun or name to show possession.
Mum's watch Lia's keys
- For plural nouns, we add an apostrophe (') after the -s.
the students' backpacks the girls' sunglasses

11 ★★★ SPEAKING In pairs. Ask and answer questions about the students in your class using have got and there is / are.

A *Has Lisa got her earphones?*

B *Yes, she has. They're on her desk.*

GRAMMAR

REVISION

**FUNCTIONS****Describing objects****Adjectives**

- Adjectives go before nouns and have one form;
a tidy desk an orange watch a green pen
- The sequence for multiple adjectives is:

Possession	Opinion / Condition	Size / Age	Colour	
<i>my</i>	<i>cool</i>	<i>new</i>	<i>black</i>	<i>sunglasses</i>

12 Read the descriptions 1–3 and match them with the objects below. There is one extra object.

earphones | key ring | speaker | sunglasses

- 1 It's small, silver and green. There are two keys on it.

- 2 It's cool, new and black. I listen to music with it.

- 3 They're black and silver. I use them in the summer.

13 1.06 Number the parts of the dialogue in order. Then listen and check.

- ☐ **A** Yes, there are.
☐ **A** No, it isn't.
☒ **A** It's new and it's red and green. It isn't very big.
☐ **A** Yes, it is. I use it at school.
☐ **B** Is it a wallet?
☐ **B** It's your pencil case!
☐ **B** Is it in your backpack?
☐ **B** Are there pens and pencils in it?

PRONUNCIATION**The articles a / ə / and an / æ /****14 1.07 Listen to the sentences.**

- 1 Have you got **a** new backpack?
2 There's **an** English magazine.
3 There's **a** new desk and **an** old chair.
4 Tom's got **a** new watch and **an** old phone.

15 1.08 Listen again and repeat.**16 SPEAKING In pairs. Make and say sentences with the words in the table.**

I've got a new backpack.

I've got	a	cool	backpack
There's	an	dirty	bike
		new	phone
		American	T-shirt



BE A MINIMALIST!

Have you got a lot of things? I have.
Are they all necessary? No, absolutely not!

In my room I've got school things, clothes, shoes, books, magazines, games... Sure, I like all my things. Some things are important and useful but a lot of them aren't necessary. My room is always messy because I've got all these things!

This is my idea: be a minimalist. That's when you only have a small number of things – just the necessary things. I've got a magazine with some photos of a minimalist house. It's so cool! The rooms aren't messy, they're tidy because there aren't any extra things. There's space in this house. I'd like a house like that!

It's easy to be a minimalist and it's good for you: your room is always tidy and you have some money for fun activities – not for shopping for more things! You only have the necessary things so you are free – and happy! It's also good for the planet.

Are you ready to be a minimalist, too? Have you got any good ideas? Let's share them!

add a comment

@KAT010 Hey Amy! I like your idea! You're so right!

1 hr ago

@MaxT Stop shopping! Enjoy the things you've got.

46 mins ago

@Skygirl Remember – some people haven't got any things. We can give our extra things to them. Let's help other people.

27 mins ago

@JackE08 My home is very small so I haven't got any space for new things. I'm already a minimalist!

12 mins ago



READING

1 1.09 Read and listen to Amy's blog post 'Be a minimalist!' Choose the best alternative title.

- a I haven't got any things
- b Lots of things for me!
- c Free from things

2 1.09 Read and listen again. Then match the sentence parts.

- | | |
|-------------------------------|----------------------------------|
| 1 ___ There are | a never tidy. |
| 2 ___ She likes | b a lot of things. |
| 3 ___ Amy's room is | c for people and the planet. |
| 4 ___ She's got | d a new idea. |
| 5 ___ Minimalists haven't got | e a lot of things in Amy's room. |
| 6 ___ Amy's idea is good | f all her things. |

3 **SPEAKING** In pairs. Answer Amy's questions with your own ideas.

- A Have you got a lot of things?
- B Let me think. I've got...
- A Are they all necessary?
- B Well, I need...
- Perhaps I don't need...
- I definitely don't need...

GRAMMAR

some / any

RULE:

We use **some** and **any** for indefinite quantities.

We use **some** in positive sentences.

*I've got **some** pencils.*

We use **any** in negative sentences and in questions.

*I haven't got **any** pencils.*

*Are there **any** pencils in your pencil case?*

► workbook page 221

4 ★☆☆ Choose the correct option.

- 0 There are some / any good films on at the cinema.
- 1 Are there some / any new students in your class?
- 2 They've got some / any sports magazines.
- 3 I haven't got some / any exercises for homework.
- 4 There aren't some / any photos on your mobile phone.

5 ★★☆☆ Write sentences in your notebook with the prompts, **some** and **any** and the correct verb forms.

- 0 Lucas / have got / good video games (+)
Lucas has got some good video games.
- 1 there / be / great clubs at our school (+)
- 2 there / be / magazines / in your bag (?)
- 3 my friends / have got / bottles of water (-)
- 4 there / be / sandwiches for me (-)

6 ★★★★★ SPEAKING In pairs. Ask and answer questions with **some** and **any** about the things below you see in your classroom.

books | chargers | earphones | magazines
mobile phones | notebooks | pens
rulers | sunglasses | tablets | watches

A *Are there any pens?*

B *Yes, there are. / No, there aren't.*



I like / I'd like

- We use **I like** / **We like** to express our preferences:
I like sport.
We don't like homework.
- We use **I'd like** / **We'd like** to make requests.
I'd like to go home now.
We'd like an ice-cream.

7 ★★★★★ Choose the correct option.

- 0 I like / I'd like some fruit juice, please.
- 1 We like / We'd like horror films.
- 2 Good morning, I like / I'd like a student ticket, please.
- 3 I'm really hot. I like / I'd like an ice cream.
- 4 What's my favourite sport? I like / I'd like football.

LISTENING


8 1.10 Listen and match the dialogues 1–4 with the photos A–D.

Dialogue 1 ____

Dialogue 2 ____

Dialogue 3 ____

Dialogue 4 ____



9 1.10 Listen again and choose the correct answer.

- 1 The boy hasn't got his...
A mobile phone.
B earphones.
C charger.
- 2 Where is the girl's diary?
A on the teacher's desk
B in her backpack
C with her Maths book
- 3 The girls decide to have lunch...
A at the café.
B in the park.
C at school.
- 4 The correct answer in the game is...
A a pencil case.
B a backpack.
C a wallet.

10 ROLE PLAY Your things. In pairs. Student A: Choose a photo in Ex. 8 but don't say which one. Describe it. Student B: Listen and choose the correct photo.

2

HAVING A GOOD TIME

OBJECTIVES

GRAMMAR

Present simple
Verbs of opinion + *-ing*
Adverbs of frequency

VOCABULARY

Everyday activities
Expansion: Verbs + *-ing*
Hobbies

FUNCTIONS

Suggesting

VIDEO



VOCABULARY

Everyday activities

1 Match the activities 1–12 with the photos A–L.

- | | |
|------------------------------|------------------------|
| 1 ___ going out with friends | 6 ___ doing homework |
| 2 ___ walking the dog | 7 ___ doing exercise |
| 3 ___ playing online games | 8 ___ messaging |
| 4 ___ watching TV | 9 ___ reading |
| 5 ___ sleeping | 10 ___ dancing |
| | 11 ___ doing housework |
| | 12 ___ singing |

Vocabulary Expansion

Verbs + *-ing*

When we add *-ing* to a verb, we create the name of an activity.

I play tennis on Sundays.

Playing tennis is fun.

I go out with my friends at the weekend.

Going out with friends is my favourite thing to do at the weekend.



2 Complete the sentences with activities from Ex. 1.

- 1 _____ is my personal favourite.
- 2 _____ is never boring.
- 3 _____ is sometimes interesting.
- 4 _____ is impossible for me.
- 5 _____ is always boring.
- 6 _____ is sometimes difficult.
- 7 _____ is never fun.
- 8 _____ is always difficult.

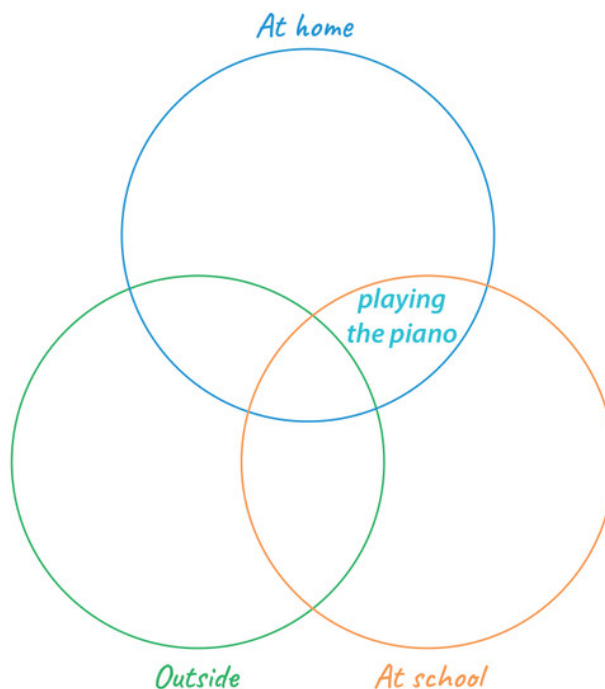
3 **SPEAKING** In groups of three. Compare your ideas from Ex. 2.

- A *I think reading is sometimes boring.*
 B *Really? I think it's never boring.*

4 **SPEAKING** Think of more activities and say what you think.

- A *Playing football is always fun.*
 B *Studying is sometimes interesting.*

7 Copy the diagram into your notebook and complete it with hobbies and everyday activities.



Entrepreneurship Competence

Building on your interests

What activities or hobbies do you love? Perhaps they aren't only fun. Can you use them in a job one day? What kind of job?



GET THINKING



VOCABULARY

Hobbies

5 Complete the phrases with the words below.

being | collecting | keeping
 playing | taking | writing

- 0 playing an instrument.
- 1 _____ in a club.
- 2 _____ a blog.
- 3 _____ photos.
- 4 _____ a pet.
- 5 _____ things.

6 **SPEAKING** In pairs. Ask and answer questions about the hobbies in the photos.

- A *Do you play an instrument?*
 B *Yes, I do.*
 A *What do you play?*

8 **SPEAKING** Watch the video and answer the questions. Then discuss with the class.

- 1 How do different people show they are happy?
- 2 Are people happy for the same or different reasons?
- 3 What are three examples of ways to be happy?





DO YOU ENJOY LIFE?

Do your parents always ask you to do housework? Does your teacher give you homework every day? Life is sometimes difficult because there are lots of things to do. It's great to be busy, but it's important to look after yourself and have fun, too. We all need to think about ourselves and do things we like, whether it is playing an instrument or taking photos. But we also need to do things that keep us healthy and happy.



Here's our quiz. Try it and find out: do you have lots of fun?

- 1** Do you laugh a lot?
A Yes, I laugh all the time.
B I only laugh when I'm happy.
C My best friend says I don't laugh very often.

- 5** Do you like doing exercise?
A Yes, exercise is fun.
B Some exercise is OK, but not everything.
C I don't like exercise at all.




- 2** How many hobbies do you have?
A I have lots of hobbies.
B One.
C I don't have any hobbies.

- 6** Do you like word and number puzzles?
A I like puzzles a lot.
B Word puzzles are OK, but number puzzles are boring.
C No, I don't like puzzles at all.



- 3** When do you listen to music?
A In the morning, afternoon and evening.
B I only listen to music when I have time.
C I never listen to music. I don't have time.



- 7** Which of these activities do you do most?
A Spend time with friends and family.
B Message friends online or on my phone.
C Watch TV or play games on my phone.



- 4** How many hours do you sleep a night?
A 9–10 hours.
B About 8 hours.
C Less than 8 hours.



Mostly As: Wow! You know how to have fun and enjoy life.

Mostly Bs: Hmm, OK, but can you do more? Try and find more time for yourself.

Mostly Cs: Try and find more ways to have more fun.

READING

Reading Strategy

Using text structure to find the main idea

Look at how the text is organised. If there is a prominent part or a separate section at the beginning or the end, the main idea is there. If the sections have titles, these titles give you the main ideas. If there are none of these, read the first sentence of every paragraph to understand the general idea.

Use the strategy

- 1** Read the Reading Strategy and answer the questions.

- 1** Where is the main idea in the quiz?
How do you know?
- 2** How are all the A options and all the C options similar?
- 3** What can the quiz tell you?

Reading Practice

2 2.01 Read and listen to the quiz. Then take the quiz and compare your score with a partner.

3 Read the quiz again. Which questions tell us that these things are important for us?

- a ☒ Being with people
- b ☐ Enjoying exercise
- c ☐ Sleeping
- d ☐ Enjoying music
- e ☐ Giving your brain exercise
- f ☐ Being positive
- g ☐ Having interests

4 **SPEAKING** Compare your ideas with a partner.

Question 7 tells us that being with people is important.



Expressions with have

We create the negative and question form of expressions with *have* with the auxiliary *do*.

I don't have lunch at home. Where do you have lunch?

5 Match the sentence parts.

- 0 d Do you have a bath
- 1 I only listen to music
- 2 You know how to have fun
- 3 It's my hobby
- 4 Why don't you have a rest
- a when I have time.
- b and stop playing for a while?
- c and enjoy life.
- d after jogging?
- e and I have a good time when I practise.

6 **SPEAKING** In pairs. Use the options below to create questions and answer. Alternate.

When	do you	have fun / a good time?
Where		have breakfast?
		have a bath / shower?
		have dinner?



Expressing opinions

We express our opinions with:

I love playing football! 😊😊

I like / enjoy music. 😊

I don't mind watching TV. 😊

I don't like / dislike video games. 😞

I hate shopping! 😞😞

TOWARDS INVALSI

7 **SPEAKING** In pairs. What are your hobbies? Tell your partner.

Listening Strategy

Recognising important information from word stress

Listen for the words with emphasis. They will give the important information, for example: **who, what, when** and **where**.

Use the strategy

8 2.02 Listen to the first part of an interview. Underline the words with emphasis.

- 0 So, Alan, you're a student. Do you enjoy school?
- 1 Yes, I do. I like my class and my teachers.
- 2 That's great. What subjects do you study?
- 3 Maths, English, French, Art, History, Science, PE and IT.
- 4 That's a lot. What's your favourite subject?
- 5 I love Art. It's my favourite. I really like English and Science, too.

Listening Practice

9 2.03 Listen to an interview with Alan talking about his hobbies. First you will have one minute to study the task below, then you will hear the recording twice. While listening, answer the questions (1–5) using a maximum of four words. Write your answers in the spaces provided. The first one (0) has been done for you. After the second listening, you will have one minute to check your answers.

- 0 What is Alan's favourite subject at school?
- 1 What sport does he do in his free time?
- 2 What is his interesting hobby?
- 3 Who does Alan give cakes to?
- 4 When does Alan do his hobby?
- 5 When does Alan study?

0 Art

1

2

3

4

5

GRAMMAR

Present simple

RULE: We use the Present simple for things that happen regularly or that are always true.

In positive sentences:

- with *I, you, we* and *they*, use the base form of the verb;
- with *he, she* and *it*, add **-s** (or **-es** with verbs that end in *-s, -sh, -ch, -x* or *-z*).

In negative sentences:

- with *I, you, we* and *they*, use **don't**;
- with *he, she* and *it*, use **doesn't**.

In questions:

- with *I, you, we* and *they*, use the auxiliary **do**;
- with *he, she* and *it*, use the auxiliary **does**.

Positive	Negative
I like films.	I don't like films.
You like films.	You don't like films.
He / She / It likes films.	He / She / It doesn't like films.
We like films.	We don't like films.
They like films.	They don't like films.
Questions	Short answers
Do I like films?	Yes, I do . No, I don't .
Do you like films?	Yes, you do . No, you don't .
Does he / she / it like films?	Yes, he / she / it does . No, he / she / it doesn't .
Do we like films?	Yes, we do . No, we don't .
Do they like films?	Yes, they do . No, they don't .

► workbook page 226

1 ★☆☆ Complete the sentences with the words below.

do | does | don't | like | says

- I like puzzles a lot.
- My best friend _____ I don't laugh very often.
- I _____ like exercise at all.
- _____ your teacher give you homework every day?
- _____ you like doing exercise?

2 ★★☆☆ Complete the dialogue with the correct Present simple forms of *like*.

- Ali** 1 _____ (you) your school, Mark?
- Mark** I 2 _____ the people but I 3 _____ the school. It's old and small. 4 _____ (you) your school, Ali?
- Ali** Yes, I 5 _____ it, but I 6 _____ doing homework after school!
- Mark** That's normal, Ali! What 7 _____ (you) doing after school?
- Ali** I 8 _____ playing video games. And you?
- Mark** No, I 9 _____ video games. I 10 _____ going out with my friends.

3 ★★★ Complete the sentences. Use the Present simple form of the verbs.

- I don't like (not like) horror movies.
- My dad _____ (not sleep) a lot.
He only _____ (need) five or six hours.
- A** _____ you _____ (study) English?
B Yes, I _____.
- My brother _____ (cook) really well but he says he _____ (not enjoy) it.
- A** _____ your sister _____ (play) in the school football team?
B No, she _____.
- My grandparents _____ (not like) travelling. They _____ (prefer) to stay at home.
- My best friend _____ (watch) TV all day.

Verbs of opinion + *-ing*

RULE: After verbs which express an opinion, e.g., *like, love, hate, enjoy, can't stand*:

- we add **-ing** to the base verb;
- if the verb ends in *-e*, we remove the final *-e* (e.g., *live* → *living*);
- if a short verb ends in a consonant + vowel + consonant, we usually double the final consonant before adding **-ing** (e.g., *swim* → *swimming*).

► workbook page 227

4 ★★☆☆ Complete the sentences. Use the *-ing* form of the verbs below.

eat | ride | run | swim | talk | visit

- I hate running to catch the bus to school.
- My parents enjoy _____ in different restaurants.
- My brother can't stand _____ on the phone.
- They like _____ in the sea when it's warm.
- Donna really likes _____ her bike.
- We love _____ new places on holiday.

5 ★★★ What about you? Write two or three sentences about what you like doing in your notebook. Use the ideas in Ex. 3 and 4 to help you.



Prepositions of time

We use:

- **at** with times, festivities and the expressions *at night / at the weekend*;
Dylan watches the news at six o'clock.
- **in** with *the morning / afternoon / evening*; months and seasons;
Natasha likes walking in the forest in winter.
- **on** with dates and days of the week;
Marc goes out with his grandad on Sunday morning.
- **no preposition** with *today, tomorrow, yesterday*.
I'm relaxing today.

6 ★☆☆ Complete 1–9 with a preposition of time where necessary.

- | | |
|----------------------|------------------------------|
| 0 <u>in</u> December | 5 _____ Friday morning |
| 1 _____ Christmas | 6 _____ night |
| 2 _____ 7 pm | 7 _____ 11.55 |
| 3 _____ the morning | 8 _____ 16 th May |
| 4 _____ today | 9 _____ autumn |

7 ★★☆☆ Complete the dialogue with *at*, *in* or *on*.

- Stef** Hey, where are you going, Tina?
- Tina** I've got a lesson ¹ _____ London
² _____ seven o'clock.
- Stef** A swimming lesson? Is it ³ _____ the pool?
- Tina** No, I only go there ⁴ _____ summer. Now I have karate lessons ⁵ _____ Thursday and Saturday.
- Stef** Is the lesson ⁶ _____ Saturday
⁷ _____ the morning?
- Tina** No, it's ⁸ _____ the afternoon.
⁹ _____ Saturday I take the bus
¹⁰ _____ three o'clock.

8 ★★★★★ Write sentences with the prompts in your notebook.

- 0 I / love / collect / leaves / autumn.
I love collecting leaves in autumn.
- 1 I / enjoy / have / a party / Christmas.
- 2 my friends / like / go to the cinema / the evening.
- 3 Matthew / can't stand / get up / 6 am.
- 4 we / love / swim in the sea / summer.
- 5 my parents / not / enjoy / watch TV / the morning.
- 6 I / not / like / go out / night.
- 7 we / hate / do / homework / Saturday.

GRAMMAR REVISION



LISTENING

9 2.04 Listen to the conversations. Which one goes with each photo? Write 1–3 in the boxes.



10 2.04 Listen again. Complete the sentences with the names below.

Ben | Dad's friend | Harry
Harry's mum | Jade | Sally

- 0 Sally has got Geography homework.
- 1 _____ loves his hobby.
- 2 _____ wants to do judo lessons.
- 3 _____ thinks judo is good for strength.
- 4 _____ doesn't like crosswords.
- 5 _____ thinks puzzles are good for the brain.

11 SPEAKING In pairs. Ask and answer the questions.

- Who do you have fun with?
- Do you have a good time at school?
- What hobbies have you got?
- What time do you have dinner?
- Do you have a rest after school?
- Do you always have time to do your homework?
- What is your favourite free time activity?
- What time do you go to bed?

What do you do in your **FREE TIME?**

OK, we know you all like watching TV and playing computer games, but we want to know some of the other things you do when you've got some free time. Write and let us know.

I love cats! I like watching cat videos on YouTube every day. I love taking photos of them, too, cats that I see when I'm outside – I try to get photos of lots of different kinds. And I collect things with cats on them – you know, cards or notebooks or T-shirts, things like that. But we can't have cats at home because my dad can't stand them!

Hermione

6 2

I can't stand having nothing to do – for example, when I wait for the bus or in the queue at the fast food place – so I always have my puzzle app on my mobile. Sometimes it's Sudoku, sometimes a crossword or different word game, but it doesn't matter – I just love doing puzzles. And it's great because I never get bored.

Andy

9 1

I'm usually busy, but occasionally I've got a bit of free time, especially in the evening after I do my homework. My favourite thing is looking at maps online. I like using 'street view' and I imagine myself walking in a street somewhere. My dream is to go to New York, so I often 'walk' in the streets there. I try and visit a different place in the world at least once a week.

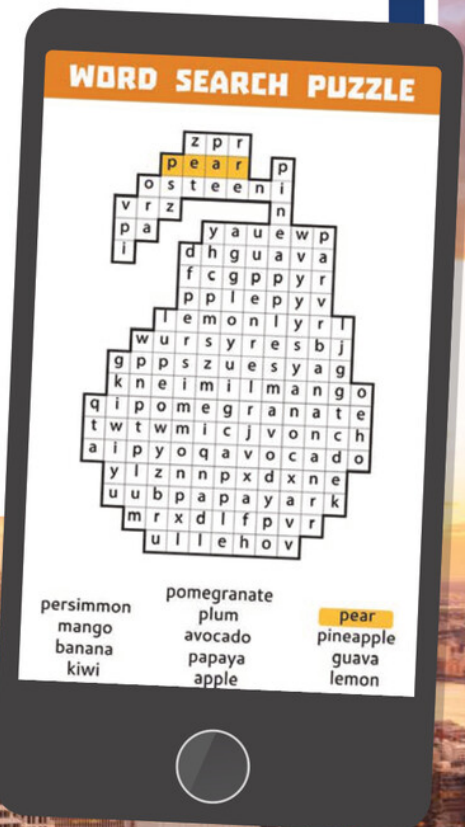

Natalie

4 0

I don't really like sport – I hate running and doing exercise and all that – but I'm crazy about the New Zealand rugby team, the All Blacks. It's because my uncle and aunt live there and they love rugby, so I watch the games and collect anything I can about them! I have a book that I put photos and newspaper articles in. Once a week my uncle and I talk on the internet about the All Blacks – I love that!

Lucy

1 6



READING

1 2.05 Read and listen to the blog about free time activities. Do you like any of the activities in the blog?

2 Read the sentences. Which person in the blog is each one about?

- | | |
|---|-----------------|
| 0 – I've got a great bag with a picture of a cat on it. | <u>Hermione</u> |
| 1 – My favourite player is Beauden Barrett. | _____ |
| 2 – The Empire State Building is on Fifth Avenue. | _____ |
| 3 – I love 'walking' around in Rome, too. | _____ |
| 4 – There are some really good ones in my dad's newspaper. | _____ |
| 5 – I love the ones with long fur – they're called Persian. | _____ |

GRAMMAR

Adverbs of frequency

RULE:

Words like **sometimes**, **never**, **always** come after the verb *to be* but before other verbs.
Phrases like **every day** or **twice a week** can come at the beginning or at the end of a sentence.

▶ workbook page 227

3 ★☆☆ Complete the diagram with the words below.

always | never | occasionally | often

Adverbs of frequency



4 ★★☆☆ Complete the sentences with adverbs of frequency so they are true for you.

- I _____ do my homework when I get home.
- I _____ write 'thank you' cards for my presents.
- I am _____ late for school.
- I _____ watch TV in the mornings.
- Mum is _____ angry if I don't tidy my room.
- I _____ turn off the lights when I leave the room.

5 ★★☆☆ Complete these sentences from the blog on page 28.

- I like watching cat videos on YouTube _____.
- _____ my uncle and I talk on the internet.

6 ★★☆☆ Write sentences about things you do...

- every day:
I text my best friend every day.
- three times a week:

- once a year:

7 ★★★★★ **SPEAKING** In small groups. Compare your answers to Ex. 4 and 6.

- A *How often do you go to the cinema?*
B *I go once a month...*

WRITING

Your routine

8 Complete the sentences so they are true for you.

- I rarely _____ at the weekend.
- I can't stand _____.
- I _____ three times every day.
- I love _____ in August.
- I never _____ when I'm tired.
- I _____ once a week.
- I occasionally _____.
- I enjoy _____ after school.

PRONUNCIATION

/s/, /z/, /ɪz/ sounds

9 2.06 Listen to the sentences.

Gus makes **s** cakes and sweets. He works **s** hard and sleeps **s** a lot.

James enjoys **s** all kinds of games. He plays **s** a lot of football with his friends.

Liz's job is fun. She washes **s** and brushes **s** horses and relaxes **s** by riding them.

10 Say the words with the /s/, /z/ and /ɪz/ endings.

11 2.07 Listen again and repeat. Then practise with a partner.

12 **SPEAKING** In pairs. Talk about a friend or a person in your family. Use the positive or negative form of the verbs below.

do exercise | have breakfast | sing | sleep | watch

My brother Max doesn't sleep a lot. He...

3

SPENDING MONEY

OBJECTIVES

GRAMMAR

Present continuous
Present simple vs
Present continuous
Verbs of perception


VOCABULARY

Clothes and accessories
Shops
Expansion:
Speciality shops

FUNCTIONS

Buying things
Role Play:
Buying clothes in a shop

VIDEO



VOCABULARY

Clothes and accessories

1 3.01 Write the clothes and accessories in photos 1–15. Then listen and check.

- | | | |
|---------------|----------|----------|
| 0 <u>belt</u> | 6 _____ | 11 _____ |
| 1 _____ | 7 _____ | 12 _____ |
| 2 _____ | 8 _____ | 13 _____ |
| 3 _____ | 9 _____ | 14 _____ |
| 4 _____ | 10 _____ | 15 _____ |
| 5 _____ | | |

2 Answer the questions in your notebook.

- What are you wearing now?
- What do you never wear?
- What clothes do you really like / dislike buying?

3 **SPEAKING** In pairs. Ask and answer the questions in Ex. 2. Then work with another partner.

A *What are you wearing now?*

B *I'm wearing jeans and a pullover.*

GET THINKING



4 **SPEAKING** Watch the video and answer the questions. Then discuss with the class.

- What do people love shopping for?
- What's the problem with cheap and trendy clothes?
- What are some alternatives to fast fashion?



Prices

- Prices in Europe are in euros.
€1 = 100 cents
- Prices in Great Britain are in pounds.
£1 = 100 pence
- Prices in the US are in dollars.
\$1 = 100 cents
- We say prices like this:
number (euros / pounds / dollars) +
number (cents / pence).
£2.99 = two (pounds) ninety-nine
- For prices under a euro, pound or
dollar, we say:
number (cents / pence).
£0.99 = 99 pence

- 5 3.02 **SPEAKING** In pairs. Say the prices. Then listen and check.

1 €2.50 3 \$299 5 \$0.50
2 £24.65 4 £3.99 6 £599

- 6 **SPEAKING** In pairs. Ask and answer about possible prices for the clothes and accessories on page 30. Write your prices under the photos 0–15.

A *How much are the trainers?*

B *I think they are about €80.*

Numerical Competence



Doing calculations

- 7 You've got €80 to spend. Use your prices under the photos 0–15 and decide what to buy. How much money do you have left?

- 8 **SPEAKING** Compare your ideas with a partner.

- 9 How much money is there in the photo below? Try to count it!




VOCABULARY

Shops

- 10 Write the names of the shops below under the photos.

bookshop | chemist's | clothes shop | coffee shop
department store | mobile phone shop | sports shop | supermarket



- 11 **SPEAKING** In pairs. Complete 1–3 with the shops in Ex. 10 and your own ideas. Then compare your ideas with your partner.

- 1 In my town there's a very good _____.
It's called _____. It's good because _____.
- 2 I often go there because _____.
- 3 I never go into _____ because they don't interest me.
I don't often go to _____ because _____.


In my town there's a very good clothes shop.

It's good because the clothes aren't expensive.

Vocabulary Expansion

Speciality shops

Now people buy many things online or in big supermarkets or department stores but there are also speciality shops. We create the names of these shops with (what they sell) + *shop*. Find some examples on this page. Then create more and check in the dictionary.



Hannah

● Online



Photo



Call



Video

Hi, Hannah. What are you up to?



Mike

Hey, Mike. Nothing much. I'm at home. I'm watching some TV, but it's not very good. I don't want to do my homework! How about you?



Hannah

I'm in town. Shopping. I'm looking for a new jacket. Do you like this one? It's £20.



Mike

Erm. It's OK. It looks a bit old-fashioned though. Which shop are you in? Tell me you're not looking for clothes in that old place in Green Street.



Hannah

Hah! Of course I am! You know I always like to buy my clothes here.



Mike

But their clothes are all second-hand. And that means they're old-fashioned.



Hannah

I like the clothes here – they're really cool and they're cheap. I'm not rich like you, you know!



Mike

Me? Rich? You're joking of course. Hahaha. Go to Barker's next to the big chemist's in Market Street. They've got a sale on. They're selling everything at 30% off the original price! And their stuff's really nice. I'm wearing one of their T-shirts now. Only £9.99!



Hannah

Yeah, that's cool. And 30% off? Brilliant. OK, I'm going there now. Oh no! Now it's raining and I haven't got an umbrella. OK, it's not far. Five minutes and I'm there.



Mike

OK, here I am in Barker's. The shop's really crowded. It's because of the sale, I guess.



Mike

Maybe my mum's there. She's doing some shopping at the moment. So ... anything nice?



Hannah

Yeah! Look at this shirt! Only £25! I want it!



Mike

Mike, are you crazy? It's awful.



Hannah

No, it's not. I love wearing bright colours. They make me feel happy. It's perfect for a rainy day.



Mike

I think you're wasting your money and my time. Anyway – are you looking for a jacket or a shirt?



Hannah

Oh yes, you're right. You're better at clothes than me. Come and help me. You're not doing anything, are you?



Mike

That sounds like a bad idea. It's raining – remember?



Hannah

READING

- 1 3.03 Read and listen to the messages in the chat. What are the friends writing about?
- 2 Read the messages again and mark the sentences T (true) or F (false). Correct the false sentences.
 - 0 F Hannah is at a friend's house watching TV.
Hannah is at home watching TV.
 - 1 Mike is in a shop in Green Street.
 - 2 Barker's is a big chemist's in Market Street.
 - 3 Mike needs ten minutes to arrive at Barker's.
 - 4 There are lots of people in Barker's.
 - 5 Hannah doesn't want to join Mike because she's busy.

- 3 **SPEAKING** Do the adjectives below refer to Hannah, Mike, or both? Find specific examples in the chat. Then discuss your ideas with the class.

confused | frugal | helpful | trendy

Social Competence

Fashion and clothes



- 4 How important are clothes for you? Give each idea a number from 0 to 5 (0 = not important, 5 = very, very important).

Clothes – my values:

- ☐ I want to look cool.
☐ I want to feel comfortable.
☐ I always buy cheap clothes.
☐ I like buying designer clothes.
☐ I love wearing clean clothes.
☐ I like wearing bright colours.
☐ I always buy clothes in the same shops.

- 5 **SPEAKING** In pairs. Ask and answer questions about Ex. 4.

A *How important is it for you to look cool?*

B *Not very important. I have 3 points. What about you?*

A *For me, it's very important. 5 points.*

Citizenship Competence

Our clothes



Why are our habits with clothes important?

In pairs. Discuss each point below.

- the materials in our clothes
- the people who make our clothes
- where we buy our clothes
- how long we wear our clothes
- what we do with our old clothes

What is the best practice for each point?
Do you all agree?



TOWARDS INVALSI

- 6 **SPEAKING** In pairs. Do you like shopping? What's your favourite shop?

Listening Strategy

Recognising weak forms

The words without emphasis do not give important information. They have a mechanical function, and you can often predict them from context. These weak forms include prepositions, articles and contractions with **be** and **have**.

Use the strategy

- 7 **3.04** Listen to parts of a news report. Write the prepositions, articles and contractions you hear.

0 I'm driving to the shopping centre now.

I'm to the

1 _____

2 _____

3 _____

4 _____

5 _____

Listening Practice

- 8 **3.05** Listen to a news report from the 'Black Friday' sales. First you will have one minute to study the task below, then you will hear the recording twice. While listening, match the beginnings of the sentences (1–6) with the sentence endings (A–I). There are two sentence endings that you should not use. The first one (0) has been done for you. After the second listening, you will have one minute to check your answers.

0	The reporter is going to	E
1	She waits a long time	
2	The first shop she visits is	
3	She leaves the first shop because there are	
4	In the clothes shop she leaves because there is	
5	She goes to a café and she orders	
6	She saves money because	
A	too many people.	
B	nothing she can use.	
C	a cup of tea.	
D	a mobile phone shop.	
E	a shopping centre.	
F	it isn't open.	
G	to park her car.	
H	she doesn't buy anything.	
I	a supermarket.	

GRAMMAR

Present continuous

RULE:

We use the **Present continuous** for actions in progress at or around the time of speaking.

Form the Present continuous with the Present simple of *to be* + the *-ing* form (e.g., *running / doing / wearing*, etc.) of the main verb. We contract *to be* where possible.

Positive	Negative
I'm working.	I'm not working.
You / We / They're working.	You / We / They aren't working.
He / She / It's working.	He / She / It isn't working.
Questions	Short answers
Am I working?	Yes, I am. / No, I'm not.
Are you / we / they working?	Yes, you / we / they are. No, you / we / they aren't.
Is he / she / it working?	Yes, he / she / it is. No, he / she / it isn't.

► workbook page 234

1 ★☆☆ Rewrite the sentences with the correct form of *be* in the correct place.

1 What you looking at?

2 They going shopping today.

3 I looking for a new jumper.

4 She wearing a beautiful dress.

5 Why he laughing? It's not funny!

2 ★★☆☆ Complete the sentences. Use the Present continuous form of the verbs.

0 Sorry, Jenny's not here. She's doing (do) some shopping in town.

1 They're in the living room.
They _____ (play) computer games.

2 Henry's in the garage.
He _____ (clean) his bike.

3 Steven! You _____ (not listen) to me!

4 I can't talk now. I _____ (do) my homework.

5 It's 3-0! We _____ (not play) very well, and we _____ (lose)!

6 A _____ you _____ (watch) this programme?

B No, I _____. You can watch a different one if you want.

Present simple vs Present continuous

RULE:

We use the **Present simple** for habits, routines and things which are generally or always true.

We use the **Present Continuous** for temporary situations in progress at the moment of speaking.

Present simple

I **upload** a post every Sunday.

I **always go** for a walk on Sunday.

I **read** for at least four hours on a Sunday.

Present continuous

I'm **writing** my weekly poetry blog post.

I'm **sitting** here with nothing to do.

I'm **asking** for help.

► workbook page 234


3 ★☆☆ Match the sentences a-d with the photos 1-4. Write a-d in the boxes.

a She paints well.

b She's painting well.

c He plays tennis.

d He's playing tennis.



Stative verbs

We almost never use these verbs in the Present continuous:

believe | hate | know | like | mean
need | remember | understand | want

I **know** the answer.

(NOT: I'm knowing the answer.)

I **understand** the problem.

(NOT: I am understanding the problem.)

4 ★★☆☆ Choose the correct option.

- 1 We *always wear* / *realways wearing* a uniform to school.
- 2 Natalia *wears* / *is wearing* black jeans today.
- 3 Come inside! It *rains* / *'s raining*.
- 4 It *doesn't rain* / *isn't raining* a lot in February.
- 5 Dad *cooks* / *'s cooking* at the moment.
- 6 My grandad *cooks* / *'s cooking* lunch every Sunday.
- 7 Dan's terrible! He *never listens* / *'s never listening* to the teacher.
- 8 Can you be quiet, please? *I listen* / *'m listening* to some music.

5 ★★☆☆ Complete the sentences. Use the Present simple or Present continuous form of the verbs.

- 0 Ava usually goes (go) to school on her bike but today she is walking (walk).
- 1 We _____ (have) science lessons three times a week. This week we _____ (learn) about trees.
- 2 Jason _____ (do) some shopping today. He _____ (want) to buy a new camera.
- 3 I _____ (know) her face but I _____ (not remember) her name.
- 4 Ethan _____ (not watch) the game tonight because he _____ (not like) football.
- 5 What _____ this word _____ (mean)? I _____ (not understand) it.

6 ★★★★★ Complete the dialogue with the verbs below in the Present simple or Present continuous.

buy | close | cost | go
look | read | think | want

- Liz** What is that you ¹ _____ on your laptop, Bess?
- Bess** It isn't an article. I ² _____ to buy some new trainers, so I ³ _____ at trainers online.
- Liz** I ⁴ _____ buying trainers online is a bad idea. It's difficult to know the right size!
- Bess** I always ⁵ _____ to the shop first, so I know my size.
- Liz** What? And now you ⁶ _____ the same trainers online!
- Bess** Sure! They ⁷ _____ less.
- Liz** Well, don't be surprised when that shop ⁸ _____ !

FUNCTIONS


Buying things

7 Read the sentences. Mark them C (customer) or A (assistant).

- 0 A Can I help you?
- 1 _____ Have you got... ?
- 2 _____ What size do you take?
- 3 _____ Can I try it / them on, please?
- 4 _____ How much is it / are they?
- 5 _____ That's (20 pounds), please.
- 6 _____ Have you got it / them in (blue)?
- 7 _____ Can I pay with my contactless card?
- 8 _____ I can't find the price.
- 9 _____ Would you like the receipt?


8 Complete the dialogue with the missing words.

- A** Hello. Can I ¹ _____ you?
- B** Yes, please. I like these shoes. Have you ² _____ them in black?
- A** Yes, we ³ _____ .
- B** Great. Can I ⁴ _____ them on?
- A** Yes, of course. What size do you ⁵ _____ ?
- B** I'm a ⁶ _____ 42... They're very nice. I'll take them. How ⁷ _____ are they?
- A** They're £75.
- B** I haven't got cash. Can I pay with my ⁸ _____ ?
- A** Yes, of course.

9 **ROLE PLAY** Buying clothes in a shop. In pairs. Student A: Go to page 212. Student B: Go to page 436. Take two or three minutes to prepare. Then have two conversations.



**It's Sunday afternoon
what can I do?**



Annie (7 May)

It's Sunday afternoon. The last hours of the weekend before school starts again. This time is valuable, but I'm sitting here with nothing to do and no money to spend! So I need ideas for things to do. Important: they need to be fun and free. I'm asking for help because time is running out!

👍 4 Likes 💬 4 comments



Austin08 (Five minutes ago)

Go for a walk. I always go for a walk on Sunday. I like going on my own. It's the perfect time to think about all the things I don't normally have time to think about and I never think about things I need to do. I like forgetting all about them just for a few hours every week.

👍 Like 💬 Reply



MonsterMunch4342 (20 minutes ago)

I'm writing my weekly poetry blog post. Well, I was – now I'm writing to you. I upload a post every Sunday. At the moment, I'm finishing poem number 15. Five more to go! Maybe you don't want to write a poem or even a blog, so try a story. Go on – use your imagination!

👍 Like 💬 Reply



Cool656Carl (25 minutes ago)

I'm lucky. I live in Liverpool and we have the best museums and they're all free. They're too big for just one visit, so one Sunday every month I go and check out a different room. Today it's the insect room – I want to see what unusual bugs they have!

👍 Like 💬 Reply



SillyMilly (32 minutes ago)

Read something. Sunday is my reading day. I read for at least four hours on a Sunday – books, magazines, websites, newspapers – anything. It's free and best of all – you can do it anywhere. And sometimes, when I'm really lucky, Dad brings me a drink, too.

👍 Like 💬 Reply

READING

Reading Strategy

Finding specific information by scanning

If you want to find a specific detail in a text, look at how the text is divided into sections. Identify the section about the detail, and read that section for the answer.

Use the strategy

1 Read only the relevant section of the social media post and answer the questions.

- 1 How long does SillyMilly read on Sunday?

- 2 How many poems does MonsterMunch4342 want to write?

- 3 Where is Cool656Carl going today?

- 4 Where does SillyMilly like reading?

- 5 Why does Austin08 like walking?

Reading Practice

2 3.06 Read and listen to the social media post. Who likes:

- 1 reading? _____
- 2 visiting museums? _____
- 3 writing? _____
- 4 walking? _____

3 Think of three things you can do on a Sunday afternoon that are free. Write them down in your notebook.

4 SPEAKING In pairs or small groups. Compare your ideas from Ex. 3.

GRAMMAR

Verbs of perception

RULE:

RULE: We use different verbs of perception in the Present simple to express the opinions we form with our senses. The adjective after the verb of perception gives our opinion.

The food **tastes** great.

That pizza **smells** nice.

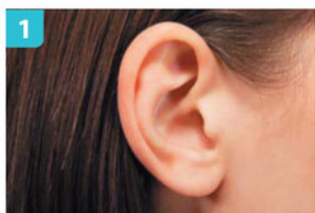
That idea **sounds** good.

His new shirt **looks** awful!

► **workbook** page 235

- 5 ★☆☆ Write the verbs of perception under the photos 1–4.

look | smell | sound | taste



- 6 ★★☆☆ Match the responses a–d with the first parts of the conversations 1–4.

- 1** ___ I'm going to the park.
- 2** ___ My mother's making bread.
- 3** ___ I'm wearing my new clothes.
- 4** ___ Don't you like the juice?
- a** No. It tastes horrible!
- b** That sounds great.
- c** It smells fantastic.
- d** They look nice.

- 7 ★★★★★ Choose the correct option.

- 1 **a** I think this jacket looks expensive.
b I think this jacket is looking expensive.
- 2 **a** Your weekend sounds great!
b Your weekend sounds like great!
- 3 **a** Look at that dog. He looks like happy.
b Look at that dog. He looks happy.
- 4 **a** The music is sounding beautiful.
b The music sounds beautiful.

GRAMMAR

REVISION



LISTENING

- 8 3.07 Listen. Which shop is each person in? Write 1–4. There is one extra shop.

- a ☐ bookshop
- b ☐ chemist's
- c ☐ clothes shop
- d ☐ sports shop
- e ☐ mobile phone shop

- 9  3.07 Listen again. What is the person buying in each conversation?

- 1 _____
- 2 _____
- 3 _____
- 4 _____

- 10 3.07 Listen again and choose the correct answer for each conversation.

- How much money does the boy give the woman?
a £4.30 **b** \$4.30
c £5 **d** 70p
- How does the girl pay?
a pounds **b** dollars
c credit card **d** contactless
- What does the girl want to try on?
a size 28 trousers **b** size 30 trousers
c size 28 and 30 trousers **d** black trousers
- What does the boy want to know?
a the price **b** where to go
c the size **d** how to pay

PRONUNCIATION

Contractions

- 11 3.08 Listen to the dialogue.

Tom Here's your pizza, Jane.

Jane That's not my pizza. I **don't** like cheese.

Tom But Jane! **They've** all got cheese!

Jane No, they **haven't**. **There's** one without it.

Tom You're right... **it's** this one. Here you are.

- 12 Say the words in blue in Ex. 11.

- 13** 3.09 Listen again and repeat. Then practise with a partner.

- 14 SPEAKING** In pairs. Ask and answer about things in your classroom. Use contractions. Don't pause at the apostrophe!

- A *What's this / that?*
B *It's a(n)...*
A *Where's the...?*
B *It's on / under / near...*

SKILLS AND CULTURE

READING

- 1  SC.01 Read and listen to the article. Then complete the sentences.

- 1 In the UK, school summer holidays are _____ weeks long.
- 2 In the USA, school summer holidays are _____ weeks long.


- 2 Read again and answer the questions.

- 1 When is the first day of school in England?
- 2 What special clothes have British students got for school?
- 3 British students haven't got any textbooks in their bags. Why is this?
- 4 When is the first day of school for American students?
- 5 What celebrations are there at the start of the school year?

LISTENING

- 3  SC.02 Listen to a conversation between a mother and her daughter. Tick (✓) the words you hear.

- | | |
|-------------------------------------|-------------------------------------|
| 1 <input type="checkbox"/> homework | 4 <input type="checkbox"/> teachers |
| 2 <input type="checkbox"/> party | 5 <input type="checkbox"/> friends |
| 3 <input type="checkbox"/> Saturday | |

- 4  SC.02 Listen again and complete the information about the party.

- a party for: ¹ _____
day: ² _____
time: ³ _____
place: ⁴ _____
food: ⁵ _____
number of friends: ⁶ _____

SPEAKING

CULTURE VIDEO



- 5 Watch the video and answer the questions. Then discuss with the class.

- 1 What do Indian students take on their first school day?
- 2 What do Russian students take on their first school day?
- 3 What do German students receive on their first school day?



It's September 1st – so it's back to school for children and teenagers in England, Wales and Northern Ireland but not for Scotland. The first day of school is around 15th August at Scottish schools. It's the end of the six-week summer holiday, so it isn't school students' favourite day of the year!

Students have got new school uniforms and they are clean and tidy on their first day of school. Parents like taking photos of their children in their uniforms with their new backpacks before they go to school in the morning.

What have British students got in their backpacks on the first morning? There are things such as pencil cases and notebooks but there aren't any textbooks. All the textbooks are at school. In Britain, students get their textbooks at the start of the school year and return them to the school before the summer holiday.



WRITING

A diary entry

6 **PREPARE** Read Logan's diary entry and answer the questions in your notebook.

- 1 What special day is it?
- 2 How many students are there at Logan's school?
- 3 Which year is he in?
- 4 What's his opinion of the school uniform?

September 2nd

- 1 Today is an important day for me. It's the first day at my new school!
- 2 My school is called Lanham Park School. It is very big and there are over a thousand students! The school is new and it's got a big hall, a cafeteria, some science labs, a music studio, sports fields and a lot of classrooms.
- 3 I'm in year 10 this year. There are 25 students in my class and we've got a lot of teachers. There's a different teacher for every subject. The uniform is OK but grey and dark green aren't my favourite colours!
- 4 I like my new classmates and I like my new school!



7 **ANALYSE** Match the paragraphs 1–4 with a–d.

- | | | |
|-------------|-----|------------------------|
| Paragraph 1 | ___ | a general information |
| Paragraph 2 | ___ | b opinion |
| Paragraph 3 | ___ | c introduction |
| Paragraph 4 | ___ | d specific information |

8 **Underline** all the words about school in the diary entry.

Writing Strategy

Brainstorming ideas

Think about the topic for five minutes and write down all your ideas before you begin to write.

You can create a table to help you.

9 **PLAN** You want to write a diary entry about your first day at a new school.

First, think of some ideas and complete the table.

Introduction	
The school	
General information	
My opinion	

10 **WRITE** Write your diary entry in your notebook. Use your ideas in Ex. 10. Write about 100 words.

THE USA

All American schools have long summer holidays of ten weeks but the date of the first day of school isn't the same in all states. In some states, students go back to school sometime in August, in others in the first week of September.

The first day of the new school year is an important day. On that day, a lot of students have got new clothes and new backpacks and things for school. American students haven't got uniforms so they can wear the clothes they like.

There are a lot of special back-to-school activities: students have Goodbye to Summer parties or families have one last trip of the summer. On the first morning of school, families have a special breakfast all together and students go to school with their favourite food in their lunchboxes.




SKILLS AND CULTURE

BANKNOTES

These days, we use credit cards more and more and they all look almost **identical**. But money is still with us, in coins and banknotes. The designs are different and all over the world we can see examples of really interesting and beautiful banknotes. The designs usually celebrate the country – its history, its geography, its animals and birds. Here are some examples of banknotes from different parts of the world.

1 MEXICO In Mexico the **currency** is the peso. The smallest banknote is 20 pesos, and the biggest is 1,000 pesos. One side always has the face of a famous person from Mexican **history** and the other side has **well-known** places in the country. On the \$500 note there is a **portrait** of the famous Mexican artist Frida Kahlo.

READING AND LISTENING

- What do the photos show? Are any of them familiar?
-  **SC.03** Read and listen to the article. Match three of the countries 1–4 with the banknotes a–d.
- Write the **words** in the article for the definitions 1–7.
 - the money of the country currency
 - show _____
 - a picture of someone's face _____
 - past events _____
 - exactly the same _____
 - famous _____
 - different types of _____
 - someone who starts a country _____
- Read the article again. Correct the information in these sentences.
 - Most credit cards look different.
Most credit cards look the same.
 - Mexican notes range from 200 to 1,000 pesos.

 - Frida Kahlo was a famous Mexican actor.

 - Euro banknotes are different in different countries.

 - In Turkey they use the dollar.

 - Brazilian banknotes have famous buildings on them.

2 EUROPE Many countries in Europe use the euro, but the banknotes are exactly the same for each country. On one side, there is a picture of a gate, window or entrance, and on the other side, a bridge. The pictures **represent** different kinds of architecture from all over Europe.

3 TURKEY In Turkey the currency is the Turkish lira, and there are six different banknotes. Each one shows Kemal Atatürk, the **founder** of the Turkish republic, on the front side, and another famous figure from Turkish history on the other side.

4 BRAZIL The currency in Brazil is the real (plural, reais). The notes are in different colours, but they all have a picture of the Effigy of the Republic (a national symbol of Brazil) on one side, and **various** animals, birds and fish on the other side. One of the most beautiful is perhaps the R\$50 note, which has a picture of a jaguar.

SPEAKING

- In pairs. Answer the questions.
 - Which currency isn't in the photos?
 - What extra currency is in the photos?
 - What do you know about this currency?
- In pairs. What's on the banknotes of your country? Compare your ideas with another pair.

CULTURE VIDEO



- Watch the video and answer the questions. Then discuss with the class.
 - What four countries does the video mention?
 - What special type of money does each country use?
 - What are alternatives to banknotes for you?



WRITING

An email to say what you're doing

★ Theo Theo10@email.co.uk

Hello from Madrid!

Hi Azra,

- 1 How are things with you? I'm in Madrid right now – we're here on holiday. Madrid is a really cool place. There are lots of great things to see and do here – shops, markets and of course the football stadium! We're staying in a small hotel in the middle of Madrid and it's really nice.
- 2 I'm sitting in a café at the moment, in the middle of the city. I'm here with my mum and we're having something to drink because it's really hot today! My dad and my sister are at a market near here – they're looking for some shoes for my sister. This afternoon we're visiting a currency museum. Don't ask why. It was Dad's suggestion.
- 3 OK, my dad and sister are coming back, so I'm going now. Write soon and tell me how you are.
Hope you're OK.
Theo
PS I'm bringing you a five euro note home as a present. I hope you still collect banknotes!

Writing Strategy

Underlining key words in a task or question

Note the words with information about what you need to write: how many words, the genre, the topic, to whom and why.

- 8 **PREPARE** Read the email from Theo to his friend Azra. Answer the questions in your notebook.

- 1 Where is Theo and what is he doing?
- 2 Where are his father and sister?
- 3 What is Theo's family doing this afternoon?

- 9 How does Theo start his email? And how does he finish it? Complete the table with the words below.

Best wishes | Dear | Hello
Love | See you soon

Starting an email

- 1 _____ (Mike),
- 2 _____ (Mr Jones),

Ending an email

- Hope you're OK.
Bye!
3 _____
4 _____
5 _____

- 10 **ANALYSE** Look at paragraphs 1 and 2 of Theo's email. Match the functions a–d with the paragraphs. Write a–d.

Paragraph 1: ____ and ____
Paragraph 2: ____ and ____

- a saying what you are doing
- b talking about your plans
- c saying where you are
- d a description of the place where you are

- 11 **WRITE** Write an email to a friend in your notebook (about 100–120 words). Imagine you are in a café or shop in a shopping centre. Use the example email and language above to help you. Use the strategy to focus on the important parts of the task.

SUMMATIVE REVIEW UNITS 1-3

GRAMMAR

- 1 Complete the sentences with the correct form of the words below.

at | child | have | in
play | sound | work | write

- 1 My brother's a cook. He _____ at that restaurant.
- 2 There are four _____ in her family.
- 3 Mum's in her office. She _____ an important letter.
- 4 Ollie hates _____ the piano.
- 5 John and Camilla arrive _____ four o'clock.
- 6 Paul is in the garden but he _____ got your football.
- 7 This new film _____ interesting.
- 8 Our football match is _____ the morning.

- 2 Complete the conversation with the missing words.

- Lucy What ¹ _____ you like
² _____ at the weekend, Jim?
- Jim I love playing with ³ _____ dog, Spud.
- Lucy ⁴ _____ do you go with Spud?
- Jim We go ⁵ _____ the park or the coast.
- Lucy Is ⁶ _____ a park near ⁷ _____ house?
- Jim Yes, we go there ⁸ _____ Sunday.
We go to the coast ⁹ _____ summer.
- Lucy ¹⁰ _____ Spud swim in the sea?
- Jim No, he ¹¹ _____. He waits for
¹² _____ on the beach.

- 3 Find 16 mistakes in the email. Write it correctly in your notebook.

★ Rick richie007@email.co.uk

What's up?

Hi Max!

What do you do? I'm at Gina's house and we're listening music. We meet often on Saturday and we like to go to the city centre but today it rains. Gina have got a new MP3s and they're sounding really good. The singer in the band is she friend so she know all they songs.

You are with your family in the country? Do you go there always on Saturday? Next Saturday there's a event in town with a concert. If are you free, we can go together.

See you,

Rick

GET IT RIGHT

Possessive 's



GET IT RIGHT!

We add 's to the end of words for people or places to show they possess a thing or person. We do not add 's to the end of words for things.

✓ The **students at that school** aren't friendly.

✗ ~~That school's~~ students aren't friendly.

- 4 Rewrite the sentences as a single sentence in your notebook.

0 Sam has got a notebook. It's green.

Sam's notebook is green.

1 My friend had a party. It was fun.

2 There's a blog on that site. It's really popular.

3 Andrew plays the violin. His violin is old.

like + verb + -ing



GET IT RIGHT!

We use verbs with -ing after all verbs of opinion.

✓ I like **getting** up late on Sunday.

✗ ~~I like get~~ up late on Sunday.

- 5 Use the verbs below to write sentences with your opinions of 1-4 in your notebook.

can't stand | don't mind | hate | like | love

0 collect cards

I like collecting cards.

1 go to the cinema

2 play the piano

3 make cakes

4 play board games

Present simple vs Present continuous



GET IT RIGHT!

We use the Present continuous for actions in progress now, not for routines.

✓ What **are** you **doing** today?

✗ ~~What do~~ you ~~do~~ today?

- 6 Choose the correct option.

0 We **buy** / **are buying** bread at the supermarket every day.

1 Today I **buy** / I'm **buying** some shoes in a shop.

2 Every Saturday I **play** / I'm **playing** hockey with my team.

3 I **study** / I'm **studying** Maths three times a week.

VOCABULARY

- 7 Complete the sentences with the words below. There are two extra words.

belt | chemist's | club | collects
dress | jumper | plays | shoe shop
sports shop | supermarket | take | write

- 1 I want to _____ a blog about food.
- 2 If you're cold, why don't you put on a _____?
- 3 Sara _____ the drums and the piano. She's really good at both.
- 4 I need to go to the _____ and buy a football.
- 5 My sister _____ old teddy bears. She's got more than 30!
- 6 I need some new boots. Let's go to the _____.
- 7 I'm thinking about joining the tennis _____ but it's very expensive.
- 8 Your trousers are falling down. You need a _____.
- 9 Can you get some bread and some apples when you go to the _____, please?
- 10 I always _____ lots of photos when I'm on holiday.

- 8 Complete the text message with vocabulary from Units 1–3.

Are you having ¹_____ at the party, Kate?
I'm in a big ²_____ store with mum. 😞
She's buying me ³_____ for school – shirts and trousers. There are shoes here, too, but I want to buy my new ⁴_____ from the sports ⁵_____!

- 9 Answer the questions with your own ideas.

- 1 What is inside your school bag?

- 2 What do you do after school?

- 3 What do you like doing at the weekend?

- 4 What are you wearing?

- 5 What do you spend money on?

- 6 What shops are there in your area?

FUNCTIONS

- 10 Match the questions in a shop 1–5 with the possible answers a–e.

- 1 ____ Have you got any...?
- 2 ____ How much is it?
- 3 ____ What size do you take?
- 4 ____ Can I try it on?
- 5 ____ Can I pay by card?

- a I usually wear medium.
- b We don't take cards.
- c It's on sale for...
- d No, we haven't. There's another shop.
- e A person is using the changing room.

- 11 Complete the dialogue with the missing words.

- Nick** ¹_____ don't we watch a film on Saturday, Gail?
- Gail** Great ²_____! What's on at the cinema?
- Nick** Well, there's the new *SpiderMan*...
- Gail** I'm not so ³_____. How ⁴_____ a comedy?
- Nick** Okay. ⁵_____ watch Jim Carrey's new film.
- Gail** Cool!

- 12 Write descriptions for four things below. Include the colour, size, condition and when you use it.

your backpack | your belt | your jacket
your key ring | your sunglasses
your trainers | your watch

- 1 _____
- 2 _____
- 3 _____
- 4 _____

- 13 **SPEAKING** In pairs. Read your descriptions in Ex. 12 to your partner. Can they guess what you are describing?

- A *It's black and yellow. It's quite big. I use it in the morning and again in the afternoon.*
- B *It's your backpack!*

4

WE ARE WHAT WE EAT

OBJECTIVES

GRAMMAR

Countable and uncountable nouns
a / an, some, any
(how) much / many,
a lot of / lots of
too many / much,
(not) enough + noun
too + adjective,
(not) adjective + enough




VOCABULARY

Food and drink
Expansion: Food from other countries
Food description

FUNCTIONS

Role Play: Ordering a meal
Offering and requesting

VIDEO



VOCABULARY

Food and drink

1 **SPEAKING** In pairs. Look at the photos and say the food and drink you know in English.

2 **SPEAKING** In pairs. Look at the photos again. Which don't you know in English? Ask your classmates or teacher.

A *What's this in English?*

B *It's bread.*

3 **4.01** Listen to the food and drink. Write the correct letter A-P for 1-16.

1 ____	2 ____	3 ____	4 ____
5 ____	6 ____	7 ____	8 ____
9 ____	10 ____	11 ____	12 ____
13 ____	14 ____	15 ____	16 ____

4 **SPEAKING** In pairs. Ask and answer questions about the food and drink your partner likes and doesn't like.

A *Do you like cheese?*

B *No, I don't. What about you?*



meat, fish and eggs

fruit

vegetables

dairy

FOOD AND DRINK

cereals, pulses and grains

sweets and snacks

condiments

drinks

5 Label the mind map above with the words below. Then add more food words and compare with a partner.

apples | beef | biscuits | butter | cheese | chicken | corn | courgettes | crackers | eggs | juice | lentils
lettuce | milk | oil | oranges | peaches | peas | pepper | potatoes | rice | salt | tomatoes | tuna | water

Learn to learn Competence

Using real-life sources



- 6 **SPEAKING** Using real-life sources is an excellent way to expand your vocabulary. In pairs. Look at the menu below and say which food and drink in photos A–P you can eat there.



Vocabulary Expansion

Food from other countries

In English we often use the original names for typical food from other countries. You probably know the names of typical food from Mexico, Italy, Spain and Japan. Make a list and check in a dictionary.

taco, spaghetti...

GET THINKING



- 7 Watch the video and answer the questions. Then discuss with the class.

- 1 Where can you eat street food?
- 2 Why is it a problem to eat food from around the world?
- 3 What are two ways to eat healthy food?