



CAMBRIDGE
UNIVERSITY PRESS

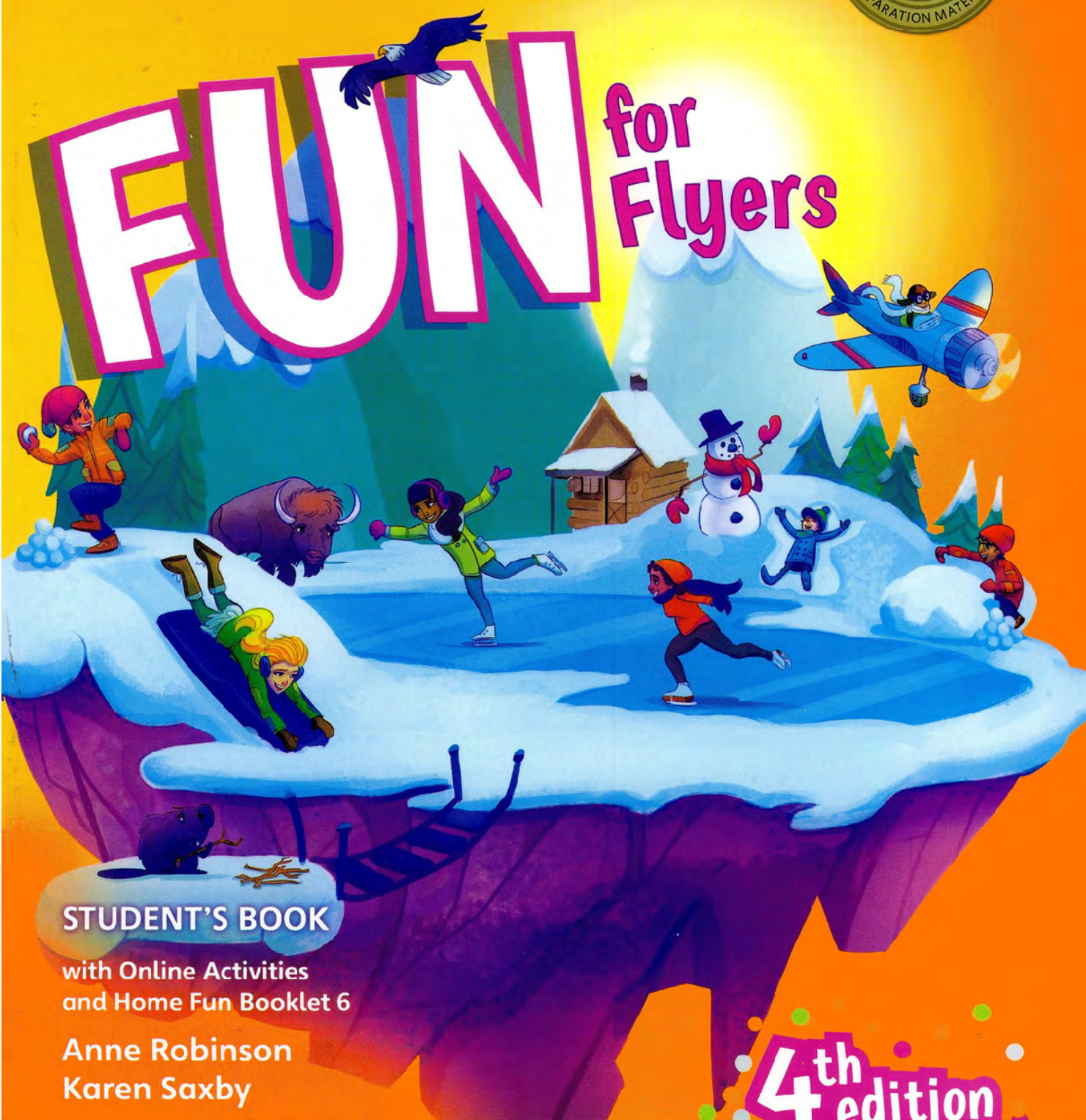


CAMBRIDGE ENGLISH
Language Assessment
Part of the University of Cambridge

Cambridge English



FUN for Flyers



STUDENT'S BOOK

with Online Activities
and Home Fun Booklet 6

Anne Robinson
Karen Saxby

4th edition



For the revised Cambridge English:
Young Learners (YLE)



CAMBRIDGE
UNIVERSITY PRESS



CAMBRIDGE ENGLISH
Language Assessment
Part of the University of Cambridge

Cambridge English



FUN for Flyers



Student's Book
Fourth edition

Anne Robinson
Karen Saxby

Cambridge University Press

www.cambridge.org/elt

Cambridge English Language Assessment

www.cambridgeenglish.org

Information on this title: www.cambridge.org/9781316632000

© Cambridge University Press 2016

This publication is in copyright. Subject to statutory exception and to the provisions of relevant collective licensing agreements, no reproduction of any part may take place without the written permission of the publishers.

First published 2006

Second edition 2010

Third edition 2015

Fourth edition 2016

Printed in by

A catalogue record for this publication is available from the British Library

ISBN 978-1-316-61758-8 Student's Book with online activities with audio and Home Fun booklet

ISBN 978-1-316-63200-0 Student's Book with online activities with audio

ISBN 978-1-316-61760-1 Teacher's Book with downloadable audio

ISBN 978-1-316-61761-8 Class Audio CDs

ISBN 978-1-316-61762-5 Presentation Plus DVD-ROM

Download the audio at www.cambridge.org/funforflyers

The publishers have no responsibility for the persistence or accuracy of URLs for external or third-party internet websites referred to in this publication, and do not guarantee that any content on such websites is, or will remain, accurate or appropriate. Information regarding prices, travel timetables, and other factual information given in this work is correct at the time of first printing but the publishers do not guarantee the accuracy of such information thereafter.

The authors and publishers would like to thank the ELT professionals who commented on the material at different stages of its development.

The authors are grateful to: Niki Donnelly of Cambridge University Press.

Anne Robinson would like to give special thanks to Adam Evans and her parents Margaret and Jim and to many, many teachers and students who have inspired her along the way. Special thanks to Cristina and Victoria for their help, patience and enthusiasm. And in memory of her brother Dave.

Karen Saxby would like to give special thanks to everyone she has worked with at Cambridge Assessment since the birth of YLE! She would particularly like to mention Frances, Felicity and Ann Kelly. She would also like to acknowledge the enthusiasm of all the teachers she has met through her work in this field. And lastly, Karen would like to say a big thank you to her sons, Tom and William, for bringing constant FUN and creative thinking to her life and work.

Freelance editorial services by Katrina Gormley

Design and typeset by Wild Apple Design.

Cover design by Chris Saunders (Astound).

Sound recordings by dsound Recording Studios, London

The authors and publishers acknowledge the following sources of copyright material and are grateful for the permissions granted. While every effort has been made, it has not always been possible to identify the sources of all the material used, or to trace all copyright holders. If any omissions are brought to our notice, we will be happy to include the appropriate acknowledgements on reprinting and in the next update to the digital edition, as applicable.

The authors and publishers are grateful to the following illustrators:

T = Top, B = Below, L = Left, R = Right, C = Centre, B/G = Background

The authors and publishers are grateful to the following illustrators:

Akbar Ali (The Organisation) pp. 6 (B), 7 (R), 10, 11, 23 (B), 24 (B), 25, 35 (B), 39 (B), 44 (B), 52, 81, 85 (T), 104 (R), 105 (B), 114, 115; Laetitia Aynié (Sylvie Poggio Artists Agency) pp. 12, 40 (BL), 73, 97, 101 (BR); David Banks pp. 65, 79, 99; Bridget Dowty (Graham-Cameron Illustration) pp. 33 (T), 39 (T), 67, 96; Andy Elkerton (Sylvie Poggio Artists Agency) pp. 14, 19, 34 (TL), 85 (B); Chris Embleton-Hall (Advocate Art) pp. 20, 22, 54 (B), 75 (CR); Pablo Gallego (Beehive Illustration) pp. 13 (B), 21 (B), 27 (T), 32, 57, 66 (B), 91, 100 (BR), 101 (C), 102 (B), 126, 128 (BR); Daniela Geremia (Beehive Illustration) pp. 8 (C), 18 (B), 36 (B), 69 (B), 106 (T); John Haslam pp. 7 (BC), 8 (T), 13 (T), 14 (TL), 16, 17 (B), 46, 50 (B), 58, 59 (C), 61 (C), 68 (B), 82 (B), 90 (C), 110, 111 (T); Brett Hudson (Graham-Cameron Illustration) pp. 48 (B), 49 (TR), 106 (R), 107 (B); Nigel Kitching (Sylvie Poggio Artists Agency) pp. 26 (T), 29 (T), 94, 105 (R); Gustavo Mazali (Beehive Illustration) pp. 9, 14 (B), 17 (T), 21 (T), 44 (T), 45, 50 (T), 51, 54 (T), 59 (T), 79, 82 (T), 98, 104 (TR), 112 (CR), 122, 124, 126, 128 (T); Bethan Matthews (Sylvie Poggio Artists Agency) p 93; Nina de Polonia (Advocate Art) pp. 15, 24 (TR), 35 (T), 40 (T), 48 (T), 56 (C), 61 (TR), 69 (T), 74, 90 (BL); Pulsar Studios (Beehive Illustration) pp. 53, 64 (BR), 95 (T), 109, 119, 121; Anthony Rule pp. 5, 6 (T), 7 (BR), 17 (BL), 24 (R), 29 (B), 31 (B), 33 (B), 42, 47 (B), 49 (B), 51, 52, 56 (T), 59 (B), 61 (BR), 70 (T), 75 (BR), 76, 77 (BR), 85 (BR), 90 (T), 92 (T), 95 (R), 100 (T), 106 (TR), 111 (BR), 112 (T), 116 (T), 123 (BR), 125 (BR), 127 (TR); Pip Sampson pp. 11, 23 (T), 28, 37, 55, 62, 63, 66, 67, 68 (T), 86, 87, 107 (T), 127 (C); Alberto Saichann (Beehive illustrations) p 53; Will Saxby p. 73 (TR); Melanie Sharp (Sylvie Poggio Artists Agency) pp. 18 (T), 26 (B), 27 (B), 30, 31 (T), 34 (TC), 47 (T), 70 (B), 71, 72, 75 (T), 84, 92 (BR), 93, 102, 103, 113, 116 (B), 117; Emily Skinner (Graham-Cameron Illustration) pp. 88 (T), 89 (C), 108; Lisa Smith p. 36; Jo Taylor p. 42; Theresa Tibbetts (Beehive Illustration) p. 92 (TL); Matt Ward (Beehive illustration) pp. 66 (T), 68 (B a,e,g); Tatío Viana (Advocate Art) pp. 38, 41, 47 (C), 64 (T), 76, 77 (T), 88 (B), 89 (T), 99, 106 (B), 123 (T), 125.

Contents

1	Hello again	6
2	Wearing and carrying	8
3	Spots and stripes	10
4	My friends and my pets	12
5	About animals	14
6	My things	16
7	Moving and speaking	18
8	School subjects	20
9	In my classroom	22
10	Clothes, animals and school	24
11	Visiting different places	26
12	A journey into space	28
13	What horrible weather!	30
14	Are you hungry? Thirsty?	32
15	What's for dinner?	34
16	Let's have a picnic!	36
17	A day's work	38
18	Time and work	40
19	Answer my questions	42
20	Calling and sending	44
21	The time of the year	46
22	Important numbers	48
23	World, weather, work	50
24	Leaving and arriving	52
25	What shall we do next?	54
26	Where can we go on holiday?	56
27	It's the holidays! Bye!	58
28	I want to win!	60
29	Doing sport! Having fun!	62
30	Summer and winter sports	64

31	Here and there	66
32	Where?	68
33	At the hospital	70
34	Oliver goes to hospital	72
35	What's it made of?	74
36	Silver, plastic, glass, gold	76
37	Exciting days!	78
38	Famous people	80
39	In villages and towns	82
40	What a strange planet!	84
41	Meet the pirate actors	86
42	Holiday news	88
43	Have you ever ...?	90
44	What has just happened?	92
45	Talking about the time	94
46	We're all at home today	96
47	I will or perhaps I won't	98
48	Doing different things	100
49	Busy families	102
50	On TV	104
51	Here's my news	106
52	What a lot of questions!	108
53	Finding your way	110
54	Let's have some fun!	112
55	If I feel bored	114
56	Fun and games	116
	Pairwork activities	118–129
	Unit wordlist	130–141
	List of irregular verbs	142–143



1

Hello again



A Look at the picture. Where are these? Draw lines.

the sky

the seat

the skateboard

the backpack

the roof

the bicycle

the grass

the sunglasses



B Say how the pictures are different.



C Look at the picture in B. Write the missing words.

The seven people in the picture are about ¹ years old. The girl in the orange sweater is standing on a ² Robert is sitting on the ³ He is interested in ⁴ A girl and a boy are standing beside ⁵ It's blue.

D Listen and write the answers.

Example

Robert's favourite game

Name of game: *Silver Moon*
 1 When got this game: last
 2 Played this game with: his
 3 Name of alien in game:
 4 Colour of alien's feet:
 5 Alien likes finding:



E Find the answer to each question. Draw lines.

- | | |
|--|--|
| 1 How do you get to school in the morning? | a I think it's blue, but I like black, too. |
| 2 Do you play video games in your classroom sometimes? | b I like jeans and T-shirts best. |
| 3 What do you and your friends like chatting about? | c Our favourite place is the playground. |
| 4 Where do you like going with your friends? | d We can't do that in the lessons. |
| 5 Which clothes do you like wearing most? | e Our newest apps and the people in our class at school. |
| 6 What's your favourite colour? | f I ride my bicycle, but not every day. |
| | g No, my friend likes yellow most. |

F Let's say!

round clouds and brown cows!



2

Wearing and carrying

A Write letters to make words under the pictures. Where do we wear these? Draw lines.

1



h _ _ met

2



ri _ _

3



s c a _ _

4



tr _ in _ rs

5



sho _ ts

6



s _ nglas _ es

7



glo _ _ s

head
nose
neck
hands
elbows
finger
legs
feet
knees

B Read the sentences and write the correct words from the box.



a watch an umbrella gloves ~~a rucksack~~ pockets a coat a belt
a helmet a backpack a handbag suitcases a uniform trainers

- 1 People can carry things on their back in this. a rucksack /
- 2 You wear this over other clothes when you go outside.
- 3 Women often carry this. They put things like pens and keys in it.
- 4 Some school children have to wear this when they go to school.
- 5 It's a good idea to wear this on your head when you're cycling.
- 6 When you want to know the time, look at this.
- 7 Lots of people put these on their feet before they do sports.
- 8 When it rains, you can open this so you don't get wet.

- 9 People carry things in these when they are travelling. Some have little wheels.
- 10 Some people wear this round the top of their trousers or skirt.
- 11 We put these on our hands in cold weather.
- 12 If you're wearing trousers, you can keep small things in these.

C Look and read. Circle the correct word.

- 1 The queen is wearing a very pretty necklace / belt.
- 2 Three / four long, thin flags are flying in the wind.
- 3 One person is carrying a big plate with fruit / noodles on it.
- 4 The man with the message is wearing boots on his knees / feet.
- 5 You can see a large round / square table in the castle garden.
- 6 The king has a wonderful gold crown / hat on the top of his head.

D Who are the people at the castle? Listen and draw lines.



Mary
Peter
Oliver
.....
Helen
Sarah
.....
Michael
Harry

E Listen again. Answer the questions.


- 1 What is the name of the castle?
- 2 Who listens to the king's secrets?
- 3 Who is the queen's best friend?
- 4 Who is the important letter for?

F Funtime Play the game! Why are you together?


3

Spots and stripes

A Talk about the flags in the picture.



B Complete the sentences about the second picture. Use 1, 2 or 3 words.



Example There's one boat and it's got three green flags with ...*grey sharks*... on them.

- 1 The man with the beard isn't wearing on his feet.
- 2 The boys are carrying large in their right hands.
- 3 The child who's wearing pink and yellow shorts is the boat.
- 4 The is coming out from behind the clouds.
- 5 on the boy's shoulder has blue and yellow stripes on it.

C Look at the pictures in A and B. What differences can you see?

- D** Look at the picture. Write your own answers to the questions. Write one sentence about the picture at the end.



- 1 How old are the four children?
- 2 Why is one of the passengers crying?
- 3 What's in the suitcases?
- 4 What's the man reading about?
- 5 What song is the boy in the jacket listening to?

6 Now write one sentence about this airport picture.

Write about the passengers or the airport building.

.....

.....

- E**  Look at the picture in D. Listen and colour and write.

- F** Can you find the picture I've written about?



4

My friends and my pets

A Let's talk about your friends and family.

- 1 Who lives in your house? Who's the oldest person in your house?
- 2 Has anyone in your family got your name too?
- 3 Who sits next to you in class? Do you and your classmates always sit in the same seat?
- 4 Which friends do you see at the weekend? What do you do with your friends at the weekend?
- 5 Tell me about your best friend at school. What does she/he look like? Tell me about her/his hobbies.



B What does Holly say about her friends? Listen, write names, then draw lines.

- 1 Jane
- 2
- 3
- 4
- 5
- 6
- 7
- 8

- a also has guitar lessons.
- b is in the same class.
- c is Holly's cousin.
- d is Holly's best friend.
- e likes the same music.
- f is very funny.
- g goes sailing too.
- h is a loud singer.

C Now write the names of people you know.

- 1 likes the music I like.
- 2 is the funniest person in this class.
- 3 is a really great singer.
- 4 is very good at sport.

D Read the email and write the missing words. Write one word on each line.

Example

1

2

3

4

5

Hi Hugo!

Come and see our new house next week! Monday's

..... the best day.

It's quite easy to get here bus because it stops on the corner of our street. You can also meet our new pet!

It's so cool! It's green and red and really sweet but it's much naughtier your pet rabbit! It takes grapes and

bits bread from the kitchen table sometimes!

..... the weather's OK, we can watch the football

match in King's Park. is your favourite football team?

See you!

Sally



E Listen and write the names.



Monday - Go to friend's house!

1 Name:

Sally

2 Bus stop is in:

..... Street

3 Sally's house is in:

..... Road

4 Name of house:

.....

5 Sally's dog's name:

.....

6 Sally's parrot's name:

.....



F Where are the 'h's?