

EVOLVE

SECOND EDITION

STUDENT'S BOOK

with eBook

Ben Goldstein, Ceri Jones,
Lindsay Clandfield, and Philip Kerr

2



CAMBRIDGE

EVOLVE

SECOND EDITION

STUDENT'S BOOK

with eBook

Ben Goldstein, Ceri Jones,
Lindsay Clandfield, and Philip Kerr

2



CAMBRIDGE
UNIVERSITY PRESS & ASSESSMENT

Shaftesbury Road, Cambridge CB2 8EA, United Kingdom

One Liberty Plaza, 20th Floor, New York, NY 10006, USA

477 Williamstown Road, Port Melbourne, VIC 3207, Australia

314–321, 3rd Floor, Plot 3, Splendor Forum, Jasola District Centre, New Delhi – 110025, India

103 Penang Road, #05–06/07, Visioncrest Commercial, Singapore 238467

Cambridge University Press & Assessment is a department of the University of Cambridge.

We share the University's mission to contribute to society through the pursuit of education, learning and research at the highest international levels of excellence.

www.cambridge.org

Information on this title: www.cambridge.org/9781009550277

© Cambridge University Press & Assessment 2026

This publication is in copyright. Subject to statutory exception and to the provisions of relevant collective licensing agreements, no reproduction of any part may take place without the written permission of Cambridge University Press & Assessment.

First published 2019

Second edition 2026

20 19 18 17 16 15 14 13 12 11 10 9 8 7 6 5 4 3 2 1

Printed in Dubai by Oriental Press

A catalogue record for this publication is available from the British Library

ISBN 978-1-009-55027-7 Student's Book with eBook

ISBN 978-1-009-55117-5 Student's Book with Digital Pack

ISBN 978-1-009-80672-5 Student's Book with Digital Pack A

ISBN 978-1-009-80603-9 Student's Book with Digital Pack B

ISBN 978-1-009-82291-6 Workbook with Audio

ISBN 978-1-009-82295-4 Workbook with Audio A

ISBN 978-1-009-82299-2 Workbook with Audio B

ISBN 978-1-009-80594-0 Teacher's Edition with Digital Pack

ISBN 978-1-009-80608-4 Teacher's Digital Pack

ISBN 978-1-009-80713-5 Student's Digital Pack

ISBN 978-1-009-82285-5 Student's Digital Pack A

ISBN 978-1-009-82288-6 Student's Digital Pack B

ISBN 978-1-009-80707-4 Full Contact with Digital Pack

Additional resources for this publication at www.cambridge.org/evolve

Cambridge University Press & Assessment has no responsibility for the persistence or accuracy of URLs for external or third-party internet websites referred to in this publication, and does not guarantee that any content on such websites is, or will remain, accurate or appropriate. Information regarding prices, travel timetables, and other factual information given in this work is correct at the time of first printing but Cambridge University Press & Assessment does not guarantee the accuracy of such information thereafter.

For EU product safety concerns, contact us at Calle de José Abascal, 56, 1º, 28003 Madrid, Spain, or email eugpsr@cambridge.org.

Thanks and Acknowledgments

The *Evolve* publishers would like to thank the following individuals and institutions who have contributed their time and insights into the development of the course:

Hanna Nicole Pineda Flores, The Institute, Mexico; Iroha Nakajima, Tamagawa University, Japan; Ceres Beatriz de Moura Barros César, SENAC – PE, Brazil; Mika Kunimoto, Baiko Gakuin, Japan; Neo Shimizu, Tamagawa University, Japan; José Wilson da Silva, CCBEU Language School, Brazil; Ryota Momose, Tamagawa University, Japan; Alexa Carreón Balderas, The Institute, Mexico; Öykü Şahin, Nişantaşı University, Türkiye.

The authors and publishers acknowledge the following sources of copyright material and are grateful for the permissions granted. While every effort has been made, it has not always been possible to identify the sources of all the material used, or to trace all copyright holders. If any omissions are brought to our notice, we will be happy to include the appropriate acknowledgments on reprinting and in the next update to the digital edition, as applicable.

Key: U = Unit; EM = End matter.

Photography

All the photographs are sourced from Getty Images.

U0: Cultura RM Exclusive/dotdotdret; Klaus Vedfelt/DigitalVision; Xavier Lorenzo/iStock/Getty Images Plus; **U1:** Anadolu; Juanmonino/iStock/Getty Images Plus; PeopleImages/DigitalVision; Imanol Lpez/EyeEm; Michael Prince/Corbis; John Lund/Blend Images; Anthony Charles/Cultura; Gorica Poturak/iStock/Getty Images Plus; Liudmila Chernetska/iStock/Getty Images Plus; Viktor Cvetkovic/E+; PeopleImages/iStock/Getty Images Plus; Cavan Images / Drentwett Niedring; Xavier Lorenzo/iStock/Getty Images Plus; **U2:** Drazen Zigic/iStock/Getty Images Plus; Peter Cade/Photodisc; Oscar Wong/Moment; lserg/iStock/Getty Images Plus; lumpynoodles/DigitalVision Vectors; deepblue4you/iStock/Getty Images Plus; einegraphic/iStock/Getty Images Plus; jlltd/DigitalVision Vectors; Irina Kit/iStock/Getty Images Plus; kostsov/iStock/Getty Images Plus; tovoan/iStock/Getty Images Plus; iStock/Getty Images Plus; Amin Yusifov/iStock/Getty Images Plus; Marenmagnum/Photolibrary; monkeybusinessimages/iStock/Getty Images Plus; VCG/Visual China Group; Mike Kemp/Tetra images; RichLegg/E+; Jelena Danilovic/iStock/Getty Images Plus; alvarez/E+; Tatiana Liubimova/iStock/Getty Images Plus; drogatnev/iStock/Getty Images Plus; MaksimYremenko/iStock/Getty Images Plus; Tasha Vector/iStock/Getty Images Plus; johavel/iStock/Getty Images Plus; RedlineVector/iStock/Getty Images Plus; RaStudio/iStock/Getty Images Plus; LCOSMO/iStock/Getty Images Plus; PhotoAttractive/E+; drbimages/E+; Goodboy Picture Company/E+; COROIMAGE/Moment; FangXiaNuo/E+; Xavier Lorenzo/iStock/Getty Images Plus; **U3:** Ian Kingston/AFP; Tim Clayton - Corbis/Corbis Sport; Vladimir Vladimirov/E+; Photo and Co/The Image Bank; David Madison/Photographer's Choice; Arctic-Images/DigitalVision; Adam Hester/Blend Images; Mike Powell/The Image Bank; ewg3D/E+; Wavebreakmedia/iStock/Getty Images Plus; AFP; Francois-Xavier Marit/AFP; Matthias Hangst/Getty Images Sport; Tim de Waele/Getty Images Sport; Kevork Djansezian/Getty Images News; Portland Press Herald; Thomas Barwick/Taxi; g01xm/iStock Editorial; konradlew/E+; JGI/Jamie Grill/Blend Images; Marc Romanelli/Blend Images; Plume Creative/DigitalVision; Jultud/Moment; Compassionate Eye Foundation/Steven Errico/DigitalVision; abalcazar/iStock/Getty Images Plus; Jonathan Daniel/Getty Images Sport; AzmanL/E+; adamkaz/E+; kali9/E+; FG Trade/E+; BraunS/E+; SolStock/E+; Oliver Rossi/DigitalVision; Xavier Lorenzo/iStock/Getty Images Plus; **U4:** AFP Contributor; Caspar Benson/fStop; Bloomberg; Yuri_Arcurs/E+; Kirk McKoy/Los Angeles Times; davidcreacion/iStock; yayayoyo/iStock; Ollie Millington/Getty Images Entertainment; SolStock/E+; Liliboas/E+; Firmafotografen/iStock; hayatikayhan/iStock; Igorek59/E+; Jinjo022988/iStock; iStock/Getty Images Plus; Harry/iStock/Getty Images Plus; Westend61; franz12/iStock/Getty Images Plus; clu/E+; Ilona Shorokhova/iStock/Getty Images Plus; Barcin/iStock/Getty Images Plus; martinedoucet/E+; shironagasukujira/iStock/Getty Images Plus; Mix and Match Studio/500px Plus; lka84/E+; dszc/E+; PeopleImages/iStock/Getty Images Plus; Rodrigo Friscione/Connect Images; Daniel Knighton/Getty Images Entertainment; Sbenitez/Moment; Peter Tsai Photography-www.petertsaiaphotography.com/Moment Open; Arnau ramos Oviedo/500Px Plus; Âfitopardo/Moment; phototravelua/iStock/Getty Images Plus; Grediz Goodz/500px; imagenavi; Xavier Lorenzo/iStock/Getty Images Plus; **U5:** SDI Productions/E+; Daniel Liao Calvet/Moment; Dan Kenyon/Stone; adamkaz/E+; bubaone/DigitalVision Vectors; bortonía/DigitalVision Vectors; Rizvan3d/iStock/Getty Images Plus; Davies and Starr/The Image Bank; Jupiterimages/liquidlibrary; FG Trade Latin/E+; Mariia Borovkova/iStock/Getty Images Plus; BFG Images/Brand X Pictures; wilpunt/E+; Kritchanut/iStock/Getty Images Plus; young84/iStock/Getty Images Plus; MicrovOne/iStock/Getty Images Plus; Magnilion/DigitalVision Vectors; Drs Producoes/E+; AscentXmedia/E+; Povoziuk/iStock/Getty Images Plus; mfto/DigitalVision Vectors; Adam Jones/Stone; Sean Pavone/iStock/Getty Images Plus; Cavan Images; Catherine Falls Commercial/Moment; Vernon Lewis; Gallery/Stocktrek Images; Universal History Archive/Universal History Archive; Keystone/Hulton Archive; Xavier Lorenzo/iStock/Getty Images Plus; **U6:** Mayur Kakade/E+; Yulia Kokosha/Moment; Jordan Siemens/Stone; Karl Tapaes/Moment; Edwin Tan/E+; Whisson/Jordan/Corbis; valentinrussanov/E+; andresr/E+; Thepalmer/E+; Gorodenkoff/iStock/Getty Images Plus; homydesign/iStock/Getty Images Plus; JackF/iStock/Getty Images Plus; terex/iStock/Getty Images Plus; Maskot; Igor Alecsander/E+; drnadig/iStock/Getty Images Plus; Gregor Schuster/Photographer's Choice; usha negi/iStock/Getty Images Plus; Scott Olson/Getty Images News; Lane Oatey/Blue Jean Images/blue jean images; Rolf Vennenbernd/DPA; sturti/E+; ArtMarie/E+; Xavier Lorenzo/iStock/Getty Images Plus; **U7:** Reza/Getty Images News; Elizabeth Watt/Photolibrary; bajinda/iStock; LauriPatterson/E+; Max2611/iStock/Getty Images Plus; Suzifoo/E+; Samuel Jimenez/EyeEm; Photoevent/E+; David Marsden/Photolibrary; Andy Crawford; Diana Miller/Cultura; JTB Photo/Universal Images Group Editorial; SvetlanaK/iStock/Getty Images Plus; Science Photo Library; Creative Crop/Photodisc; Maximilian Stock Ltd./Photolibrary; VeeStudio89/E+;

CreatiVegan.net/Moment; RyersonClark/iStock/Getty Images Plus; StockFood; yuriz/iStock/Getty Images Plus; Cristian Bortes/EyeEm; DianePeacock/E+; Deepak Sethi/iStock/Getty Images Plus; AVNphotolab/iStock/Getty Images Plus; Daniel Day/The Image Bank; Boy_Anupong/Moment; Maskot; Carlina Teteris/Moment; whitebalance.oatt/E+; Liudmila Chernetska/iStock/Getty Images Plus; Claudia Totir/Moment; Aniko Hobel/Moment; RichLegg/E+; Edit RÂjcz/iStock/Getty Images Plus; Carlos Barquero/Moment; chameleonseye/iStock/Getty Images Plus; visualspace/E+; yongyuan/E+; Paul Burns/Photodisc; XiXinXing/iStock/Getty Images Plus; Juanmonino/E+; Nora Carol Photography/Moment; StefaNikolic/E+; Jordan Lye/Moment; Xavier Lorenzo/iStock/Getty Images Plus; **U8:** Anthony Devlin/Getty Images News; Peathegee Inc/Blend Images; heres2now.com/Moment; janeff/iStock/Getty Images Plus; imantsu/iStock/Getty Images Plus; wilatlak villette/Moment; Â@ Marco Bottigelli/Moment; Hispanolistic/E+; martin-dm/E+; Witthaya Prasongsin/Moment; Ivan Pantic/E+; RgStudio/E+; Lou Jones/Lonely Planet Images; Linka A Odom/Taxi; Ryan McVay/The Image Bank; Xavier Lorenzo/iStock/Getty Images Plus; **U9:** ASIF HASSAN/AFP; Steve Hix/Corbis; KristinaJovanovic/iStock/Getty Images Plus; Laura Doss/Corbis/Getty Images Plus; John Warburton-Lee/AWL Images; Jose Luis Pelaez Inc/DigitalVision; JGallione/E+; shapecharge/E+; Ralph Schubert/500Px Plus; ozgurdonmaz/E+; Flashpop/DigitalVision; RyanLane/E+; Miljan Â½ivkoviÂ½/iStock/Getty Images Plus; DigiPubliCkr/iStock/Getty Images Plus; Zuurbiero/iStock/Getty Images Plus; vm/iStock/Getty Images Plus; UberImages/iStock/Getty Images Plus; Edin/iStock/Getty Images Plus; Joey Photo/500px; Solovyova/iStock/Getty Images Plus; Christian Nittinger/EyeEm; Jordi Salas/Moment; vgajic/E+; Bloomberg; fabiomax/iStock/Getty Images Plus; Xavier Lorenzo/iStock/Getty Images Plus; **U10:** SONGPHOL THESAKIT/Moment; Jose Luis Pelaez Inc/Blend Images; BSIP/Universal Images Group; Thana Prasongsin/Moment; Letizia Le Fur/ONOKY; LPETTET/E+; Stockbyte; Science Stills/Visuals Unlimited, Inc./Visuals Unlimited; Stephanie Maze/Corbis Documentary; Ippei Naoi/Moment; KSChong/E+; TEK IMAGE/Science Photo Library; sot/Taxi; gorodenkoff/iStock/Getty Images Plus; Chris Hay/iStock/Getty Images Plus; halbergman/E+; Monty Rakusen/DigitalVision; Xavier Lorenzo/iStock/Getty Images Plus; **U11:** Tom Werner/DigitalVision; Antonio_Diaz/iStock/Getty Images Plus; Blend Images - Frida Marquez/Brand X Pictures; David Madison/Stone; michaelpuche/iStock/Getty Images Plus; Sandeep Kapoor/EyeEm; Shannon Fagan/Taxi; FG Trade/E+; praetorianphoto/E+; Luis Alvarez/DigitalVision; Sebastian Condrea/Moment; bob_bosewell/iStock/Getty Images Plus; bortonía/DigitalVision Vectors; PixelsEffect/E+; 10'000 Hours/DigitalVision; Teera Konakan/Moment; Xavier Lorenzo/iStock/Getty Images Plus; **U12:** James O'Neill/The Image Bank; iievgeniy/E+; Tim M Lanthier/Moment; SimpleImages/Moment; amrphoto/E+; Scott B Smith Photography/Photolibrary; DoctorEgg/Moment; alessandro_pinto/iStock/Getty Images Plus; Antonio Salinas L./Moment; borchee/E+; Matteo Colombo/DigitalVision; Marianna Massey/Stone; andresr/E+; Tashi-Delek/E+; Humberto Ramirez/Moment; Gary Mayes/Moment; Barry Winiker/The Image Bank; Shestock/Tetra images; PHOTOGRAPHY BY ANTHONY KO/Moment; photography by Ulrich Hollmann/moment; Scott E Barbour/The Image Bank; Rawpixel/iStock/Getty Images Plus; Xavier Lorenzo/iStock/Getty Images Plus; **EM:** thumb/iStock/Getty Images Plus; Anthony Lee/Caiaimage; kaisphoto/E+; wasansos1/iStock/Getty Images Plus; Chee Siong Teh/EyeEm; Mimatedo/iStock/Getty Images Plus; bortonía/DigitalVision Vectors; Carmen MartÃÑez TorrÃ³n/Moment; gilaxia/E+; Laura Stolfi/Moment; fralo/iStock/Getty Images Plus; Gillian Henry/Moment; sara_winter/iStock/Getty Images Plus; Image Source/DigitalVision; Sam's photography/Moment; Coprid/iStock/Getty Images Plus; homeworks255/iStock/Getty Images Plus; LotusWorks/iStock/Getty Images Plus; bergamont/iStock/Getty Images Plus; mbaichi/iStock/Getty Images Plus.

Front cover photography by MStudioImages/E+.

Illustrations

290 Sean (KJA Artists); Denis Cristo (Sylvie Poggio Artists Agency); Ana Djordjevic (Astound US); Lyn Dylan (Sylvie Poggio Artists Agency); Joanna Kerr (New Division); Dusan Lakicevic (Beehive illustration); Martin Sanders (Beehive illustration); Mark Watkinson (Illustration Web); Liav Zabari (Lemonade illustration); Lazlo Veres (Beehive illustration).

Audio

Audio produced by CityVox, New York.

Typeset

Typesetting by EMC.

EVOLVE

Speaking matters.

EVOLVE is a six-level American English course for adults and young adults, taking students from beginner to advanced levels (CEFR A1 to C1).

Drawing on insights from language teaching experts and real students as well as being research informed, EVOLVE is a general English course that gets students speaking with confidence.

This student-centered course covers all skills and focuses on the most effective and efficient ways to make progress in English.



**“EVOLVE is teacher friendly.
We know that whatever we do,
our students are going to achieve their
goal – they’re going to speak.”**

Debora Teixeira Menezes Guimaraes, Brazil

EVOLVE is a globally popular course that has been shaped by unique **insights** gained from our extensive **research**. EVOLVE Second Edition builds on the success of the First Edition by preserving everything you love and value while updating and improving the course to make it even more motivating, supportive, and relevant.

What's new in EVOLVE Second Edition?

1 Enhanced grammar support

Additional grammar support, particularly in the early levels, makes learning more intuitive, with extra practice to enable students to gain a deeper understanding of the language.

- Students now encounter examples of the language being used before analyzing the grammar rules.
- More context is provided within the grammar tables, with extra support for more complex points.
- Further practice, with two additional grammar activities in every unit to help build knowledge and confidence for the communicative activities at the end of every unit.

2 Refreshed design

A contemporary design gives EVOLVE Second Edition an eye-catching, fresh look. All-new unit-opener photos help students engage with a range of themes.

3 New Reading and Listening

A selection of the reading and listening texts have been updated with contemporary, high-interest topics from around the world, helping to keep students motivated.

4 New videos

- **All new Real Student videos.** These videos feature students from a wide range of countries and cultures discussing new, up-to-date topics.
- **Selected new documentary videos.** Several of the documentaries have been replaced at every level to ensure content is current and of high interest. They can be found on the Cambridge One platform.

5 Sustainability

Sustainability is at the heart of everything we do at Cambridge University Press & Assessment, and this is reflected in EVOLVE Second Edition. Sustainability themes and content are embedded throughout the course.

6 Enhanced accessibility

Several key design changes have been made to the Student's Books to make the content more accessible for SEN (special educational needs) learners. These changes include more straight rather than tilted type, extraneous colors and icons removed, and simplified typography. Where possible, text is now in one column to simplify reading order.

Student-generated content

Student-generated content is one of the key features of EVOLVE. We spoke to more than 2,000 students from all over the world about the topics they would like to discuss in English and in what situations they would like to be able to speak more confidently.

Real Student videos

In EVOLVE Second Edition, we welcome a whole new cast of **Real Students** who feature in bite-sized videos throughout each book, ensuring that the material is interesting, relatable, and reflects the realities of our students' lives. The Real Students come from a wide range of countries, making EVOLVE Second Edition a truly international coursebook. Let's meet them!



Hanna Nicole Pineda Flores

The Institute,
Mexico



Alexa Carreón Balderas

The Institute,
Mexico



Iroha Nakajima

Tamagawa University,
Japan



Mika Kunitomo

Baiko Gakuin,
Japan



José Wilson da Silva

CCBEU Language
School, Brazil




Neo Shimizu

Tamagawa University,
Japan



Ryota Momose

Tamagawa University,
Japan



Ceres Beatriz de Moura Barros César

SENAC - PE,
Brazil



Öykü Şahin

Nişantaşı University,
Türkiye

The Real Student videos have a number of benefits. They:

- **Serve as an ideas prompt.** Students are prompted to think of their own answers to discussion questions in the book.
- **Provoke a response.** Students may find they agree or disagree with the featured speaker and want to react to what they say.
- **Demonstrate attainable speaking models.** The speakers are of a similar level to the students using the book. This gives them the confidence to try for themselves!

The videos are accessed using QR codes seen at different points throughout the book.

Time to speak

Students' progress in English is usually measured by how confident they feel speaking when they are faced with a real situation. To make the most of speaking opportunities in the classroom, students need a "safe speaking environment" where they feel confident, supported, and able to experiment with their English. That's why EVOLVE has dedicated the final lesson in each unit to speaking: **Time to speak**.

These lessons focus on a task with a cognitive challenge beyond language learning, which requires students to collaborate. These immersive activities include decision-making, negotiating, and problem-solving.

“EVOLVE also builds students' confidence by preparing them for everyday conversations.”

Elena Farkas (U.S.A.)



Key features

Accuracy check

The **Accuracy check** feature shows students the most common errors that occur in written and spoken English and explains how to avoid them. These common learner errors are determined by using our unique research tool, the Cambridge Learner Corpus, and can be used for self-editing.

Accuracy check

Don't use the simple past after **did** or **didn't** in questions and negatives.

Where did you ~~went~~ last night? ✗
Where did you go last night? ✓

B Write five sentences about the famous person in exercise 2A.
He was born in 1940.

C 4.04 Who is the famous person? Listen and check. Were you right?

3 Grammar: Simple past negative and questions

A Look at the sentences in the Grammar box. Then **circle** the correct option to complete the rules.

Grammar Simple past negative and questions

Did he graduate from college?	No, he didn't .
Did he come from Argentina?	No, he didn't come from Argentina.
When did he retire ?	How many children did he have ?

- The main verb in questions and negatives is **is / isn't** in the simple past.
- Use **did / didn't** when you ask a question.
- Use **did / didn't** when you make a negative.
- In information questions, the question word goes **before / after did**.

B Now go to page 135. Look at the grammar chart and do the grammar exercises for 5.2.

C **Pair work** Correct these false statements about the famous person. Then check your accuracy.

- He had six children.
- He graduated from college.
- He came from Mexico.
- He became a soccer player in 1940.
- He died in 1977.

Accuracy check

Don't use the simple past after **did** or **didn't** in questions and negatives.
Where did you ~~went~~ last night? ✗
Where did you go last night? ✓


4 Speaking

Pair work Draw six small pictures about what you did last weekend. Ask your partner questions about their pictures. Ask for extra information. For ideas, watch Hanna's video.

Did you go for coffee last weekend?
Where did you go?
Yes, I did.

Real student

Did you do the same things last weekend as Hanna?



3 Grammar: Present continuous for future plans

A Look at the sentences in the Grammar box. Then **circle** the correct option to complete the rules.

Grammar Present continuous for future plans

We're **going** to Comic Con this weekend. Tommy's **showing** his pictures. Are you **going** to Comic Con?

- You **can / can't** use the present continuous for the future.
- Use the present continuous for **plans or arrangements / predictions**.

B Now go to page 133. Look at the grammar chart and do the grammar exercises for 4.1.

C 4.03 Complete the sentences with the present continuous of the verb in parentheses (). Listen and check. Then read the conversation in pairs.

A What **are** you **doing** (do) on Saturday?
B We **are** (go) to the music festival in the afternoon.

A Yeah? I **am** (go), too! My brother's band **is** (play).
B No way! When **is** he (play)?
A At 8:30, on the new music stage.
B Oh, no! We **are** (not stay) that long.

D **Pair work** Look at the activities. Ask and answer questions about this weekend with your partner.


go to a concert go to the movies see friends study visit family work

Are you going to the movies this weekend? Yeah, we're seeing the new Marvel movie.

4 Speaking

Group work What is your group doing between this class and the next one?
Find a time when you can all meet.

What are you doing after class, Ricardo? I'm meeting my sister for dinner.
Are you doing anything tomorrow? Tomorrow? No, I'm free all day.



Insider English

Even in a short exchange or conversation, idiomatic language can inhibit a student's understanding. That's why we have **Insider English**. This feature focuses on the informal language and colloquial expressions frequently found in everyday situations, helping students become more confident about communicating in the real world.

Insider English

Say **No way!** when you're really surprised to hear something.

2 Writing

A Look at these comments on the posts in exercise 1B. Match them to the correct posts. Write R (Rafael), N (Nong), or K (Kamal).

	Posts	Posts & replies	Media
1	@tobytwo: I know the feeling. I didn't understand a word of English on my first day. It was just terrible!		
2	@TheresaB: Interesting, but my first days in Brazil weren't like that. It was so hot there!		
3	@cigdemylimaz4: No way! I didn't like being an exchange student at all. I missed my home all the time. Didn't you miss it?		
4	@patricianufez12: Are you kidding? So what if the weather isn't the best? It's a great town! Buy a coat and keep an open mind.		
5	@davidally: Absolutely! My first day in San Diego was the same – all those people, all those strange sounds and smells – it was amazing, actually!		
6	@tituss2: You're so right. I hated Canada when I arrived – so cold and different – but I call it home now. Don't trust your first ideas about something!		

B Which of the six comments agree with the posts? Which disagree?

C **Writing skills** Look at the expressions in bold in the comments. Are they to agree or disagree?

Agree: I know the feeling. _____

Disagree: Interesting, but ... _____

Write it

D Write a comment to Rafael, Nong, or Kamal agreeing or disagreeing with their posts. Use the expressions in exercise 2C. Why do you agree or disagree? What information should you include?

Register check

You can say *Are you crazy?* *Seriously?* *Are you kidding?* when the person is a friend or someone you know well.

Register check

Teachers often report that their students struggle to master the differences between written and spoken English. The **Register check** feature in EVOLVE draws on research into the Cambridge English Corpus and highlights potential problem areas. Students learn to recognize different levels of formality and understand when to use them appropriately.

Register check

You can say *Are you crazy?*, *Seriously?*, *Are you kidding?* when the person is a friend or someone you know well.

Find it

Research with hundreds of teachers and students across the globe has revealed a desire to bring the real world into the classroom. With the **Find it** activities, EVOLVE is helping to make that happen. These mobile-friendly tasks allow students to bring live content into the class and personalize their learning experience with research and group activities. These activities are always optional, meaning the teacher can choose whether to include them as part of the lesson.



Find it

3.5 Time to speak

Fitness programs

Lesson objective
■ create a fitness program

A Research Look at the sports and fitness activities on the phone. Where are the people, and what are they doing? Read the information on the screen. Go online to find out about free activities where you live.

B Discuss What are the positive things about free fitness programs? What other free activities are usually available in a town? In a school? Use the phrases at the bottom of the page to help you.

C Prepare Design a fitness program for your town, workplace, or school. Use your ideas from A and B. Think about ...
■ activities Choose four different activities.
■ location(s) You can choose one place or a few different ones.
■ timetable When do people do these activities? How often do they do them?
■ people Who is it for, and why?

D Present Tell the class about your fitness program. Listen to the suggestions from the other groups. Which ideas do you like? Why?

E Agree Your town can have two new fitness programs. Discuss which two programs to choose. Make a decision as a class.

Useful phrases

Discuss
■ Free fitness programs are good because ...
■ Free fitness programs help people to ...
■ What do you think?

Prepare
■ What about (soccer/ swimming/tennis, etc.)?
■ Where can people do them?
■ What time is good for people/ parents/students?
■ How does it help?

Present
■ Our program is called ...
■ It helps people because ...
■ Any questions?

Digital content

EVOLVE's digital content is available on the **Cambridge One** platform. Here, students can access the eBook and students with a Digital Pack will also find further practice and resources to support their learning. Instructions on how to access the digital content on Cambridge One can be found on the inside front cover of this book.

Learn more

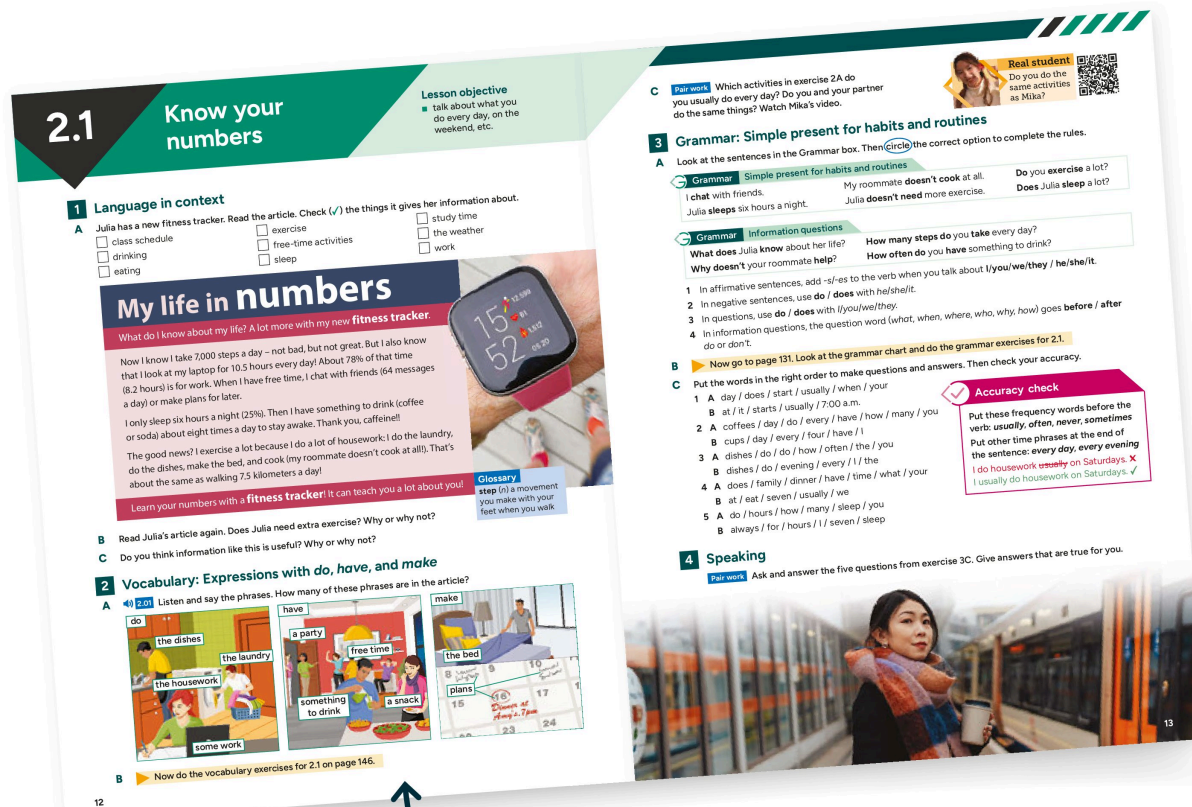
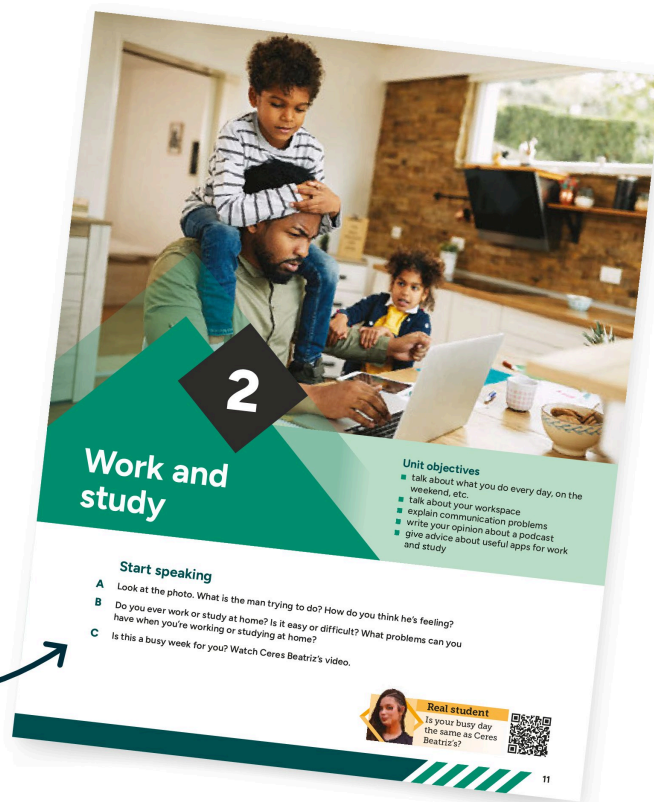
Students using the Digital Pack can learn more about the range of materials available on our website here.



Unit structure

Unit opening page

Each unit opening page activates prior knowledge and vocabulary and immediately gets students speaking.



Lessons 1 and 2

These lessons present and practice the unit vocabulary and grammar in context, helping students discover language rules for themselves. Students then have the opportunity to use this language in well-scaffolded, personalized speaking tasks.

2.3

The connection's terrible

Lesson objective
■ explain communication problems

1 Functional language

A 2.03 Look at the communication problems in the box. Can you think of any more? Read and listen to the conversations. What communication problems do they have?

a bad connection no battery no picture problems hearing someone speaking too fast

2.05 Audio script

- 1 A Hi, Hannah.
B Hi there, Pedro. How are you?
A Can you say that again? I can see you, but I can't hear you very well.
B Really? That's strange. I can hear you just fine, but I can't see you.
A Sorry, I lost you. What was that?
B I can't see you.
A Maybe it's my Wi-Fi. Is that any better?
B No, the connection's terrible. We can try again later.
A Fine, let's do that. Talk to you later.
- 2 A Hi, Hannah. Can you hear me now?
B Sorry, you're breaking up. Pedro, are you still there?
A Yes, still here. ... but there's an echo now. How about now?
A No, no better, sorry.
B Let me call you OK?
A What? I didn't catch that.
B Let me call you.
A No, still nothing. I know! Let me call you.

Insider English

When you can't hear someone because of a bad connection, you lose them. Sorry, I lost you. I lost you there for a few seconds.

B Complete the chart with the expressions in bold from the conversations above.

Explaining the problem	Checking the problem	Solving the problem
I can't hear you very well.	Is that any better?	We can try again later.
It's my ¹ _____.	Can you _____ me now?	Let me turn up the ² _____.
The ³ _____ is terrible.	How ⁴ _____?	Let me _____ OK?
You're ⁵ _____.	Are you _____?	
There's an _____ now.		

C Pair work Practice the conversations in exercise 1A with your partner.

2 Real-world strategy

A Read the expressions in the box. Find one more example on page 16 and add it to the box.

Asking for repetition
Use these expressions when you can't hear or understand what someone says.
Sorry, can you say that again? What? I didn't catch that.
Could you repeat that?

B 2.06 Complete the conversations using the expressions in the box. Then listen and check. Practice them with a partner.

- 1 A Sorry, I lost you. Can you _____?
B Yes, it's the hotel's Wi-Fi – it's terrible!
A Sorry, I _____.
B The hotel Wi-Fi is terrible!
- 2 A Sorry, I _____ the traffic noise is terrible.
B I said, "I'm running out of battery!"
A Oh, OK. We can try again later.

3 Pronunciation: Saying /h/ at the beginning of a word

- A 2.07 Listen. Write the missing words. Which sound do they all have?
A _____ there, Pedro. _____ are you? _____ me now?
B _____, _____ how / Owl
2 hear / ear 4 head / Ed
- C 2.08 Listen and repeat. Focus on the /h/ sounds.
1 I can't hear you. The hotel's Wi-Fi is terrible.
2 I have headphones at home.
3 Can you hear me OK? How about now?
4 I hate housework!

4 Speaking

Pair work Choose a situation with your partner. Student A: Go to page 157. Student B: Go to page 159. Follow the instructions.

- Situations
■ worker (A) to boss (B) ■ coworker (A) to coworker (B)
■ student (A) to student (B) ■ student (A) to teacher (B)

Lesson 3

This lesson is built around a functional language dialogue that models and contextualizes useful fixed expressions for managing a particular situation. This is a real-world strategy to help students handle unexpected conversational turns.

Lesson 4

This is a combined skills lesson based around an engaging reading or listening text. Each lesson asks students to think critically and ends with a practical writing task.


2.4

A sustainable workplace

Lesson objective
■ write your opinion about a podcast

1 Listening

A Look at the photo. In what ways do you think this office is a sustainable workplace?



2.09 Listen for gist Listen to a podcast about sustainable workplaces. Which of your ideas in exercise 1A do they talk about?

Look at the five tips below (1–5). Match them to the pictures (A–E).

- Turn down heating and air-conditioning.
- Grow plants both inside and outside.
- Switch off computers and other devices.
- Use natural light or energy-saving bulbs.
- Use sustainable transportation.

2.10 Listen for detail Listen again. Number the tips in the order they are mentioned.

2.11 Think critically Look again at the tips. Which were familiar to you? Were any new? Which do you think are the most effective? Why?

2 Pronunciation: Listening for contractions

A 2.12 Listen. Write the missing letters.
I'm _____ talking about this question in our office at the moment!
I _____ have natural light, then you can use energy-saving lights.
It's _____ four tips – what's _____ the fifth?
The sentences with the three bold words from exercise 2A. Listen again and check.
Put the same vowel sound as coast.
has the same vowel sound in the contracted form as hear.
has the same vowel sound as nut.

3 Writing

A Read the comments about the podcast. Then decide A, B, or C.
1 A B C thinks we should change the way we work and not only our workplace
2 A B C doesn't think the podcast is saying anything new
3 A B C suggests another tip that involves plants

Podcast chat

The podcast is interesting, but all the tips are so simple. I mean, people do all these things already, don't they? And it's easy for big business to tell their workers to save energy – but what about them? They're not saving energy. For example, their executives are travelling in private jets and living in enormous homes. I think they need to change their lifestyles – not us!

I really like the tip about growing plants. It makes the air cleaner and at the same time it makes us feel happier. It's good for the environment, but it's also good for our health. I believe it's the same with food. We can live a more sustainable life if we eat a plant-based diet. It's good for the planet, and it's good for our health.

Another example of a good tip is to work less! I'm serious! If we all work four days a week and not five, we can save a lot of energy by switching off our computers and getting out into the fresh air! And like a lot of the tips on the podcast, it not only helps the planet, it helps our mental health too!

B Look at the phrases in bold in the comments above. Match each phrase to a category.
1 Giving an opinion
2 Giving an example
3 Comparing

Write it

C Write a comment of 40–60 words about the podcast. Use the comments in exercise 3A and the phrases in exercise 3B to help you. You can:
■ Give your opinion of the podcast.
■ Give an example of a tip for a more sustainable workplace.
■ Compare one of the tips to another tip you know.

D Writing skills There are spelling mistakes in some of the words below. Correct the mistakes. Then check your spelling in exercise 3C.
belive _____ people
business _____ environment
planet _____ serious
intresting _____ energy

E Read the comments of other students in your class. Choose one comment that you think is interesting and write a short reply.

2.5

Time to speak Apps for life

Lesson objective
■ give advice about useful apps for work and study

A Find it Look at the different categories of apps on the right. Which ones do you have on your phone? Which ones do you use every day? Why do you like them? Does your partner use the same apps?

B Read what the students say, and give advice on apps useful for them.

social media communication games calendar education sports and leisure news music and podcasts photos and video health and fitness

Leon: I want to practice English vocab when I'm on the bus to school. I need a fun, interesting app.

Suzana: I always forget what my homework is and when to do it. I need an app that helps me remember.

Maria: When I take notes in class, my writing is terrible, and the next day I can't read it. Is there an app I can use to take notes quickly?

David: I'd like to learn more about American culture. I love TV and movies – is there a good app with lots of American shows?

C Discuss Think about what types of apps you would like to help you study English. Discuss in your group. Use the phrases at the bottom of the page to help you.

D Decide Your school wants to give a "welcome pack" of four smartphone or tablet apps to new students. Choose four apps from your phones and say why they are useful.

E Present Tell the class about your group's suggestions. Listen to the other suggestions. Write down any apps that you think are useful for you.

F Tell your partner which apps from today you'd like to download, and why. How are you going to use the apps?

Useful phrases

- Discuss
■ I want to ... / I'd like to ...
■ I find it hard to ...
■ Is there an app I can use to ...?
■ How does it work?
■ Why do you like it?
- Decide
■ My advice is ...
■ Let's choose this app because ...
- Present
■ We think this is a great/helpful/fun app.
■ We like this app because ...

Lesson 5

Time to speak is an entire lesson dedicated to developing speaking skills. Students work on collaborative, immersive tasks that involve information-sharing and decision-making.

Contents

	Learning objectives	Grammar	Vocabulary	Pronunciation
Unit 1 Connections	<ul style="list-style-type: none"> • Talk about the people in your life • Talk about possessions • Greet people and start a conversation • Introduce yourself in an email • Talk about what you have in common 	<ul style="list-style-type: none"> • <i>be</i> (affirmative, negative, questions); possessive adjectives • <i>Whose...?</i>; possessive pronouns; possessive 's 	<ul style="list-style-type: none"> • People you know • Everyday things 	<ul style="list-style-type: none"> • /l/ at the end of a word
Unit 2 Work and study	<ul style="list-style-type: none"> • Talk about what you do every day, on the weekend, etc. • Talk about your workspace • Explain communication problems • Write your opinion about a podcast • Give advice about useful apps for work and study 	<ul style="list-style-type: none"> • Simple present for habits and routines (affirmative, negative, questions) • <i>this / that one; these / those ones</i> 	<ul style="list-style-type: none"> • Expressions with <i>do, have, and make</i> • Work and study items 	<ul style="list-style-type: none"> • /h/ at the beginning of a word • Listening for contractions
Unit 3 Let's move	<ul style="list-style-type: none"> • Talk about what you're doing at the moment • Talk about sports and exercise • Ask for information • Write short messages to a company • Create a fitness program 	<ul style="list-style-type: none"> • Present continuous • Simple present and present continuous 	<ul style="list-style-type: none"> • Sports • Exercising 	<ul style="list-style-type: none"> • /ʊ/ and /ɔ/ vowel sounds • Listening for linking sounds
Review 1 (Review of Units 1–3)				
Unit 4 Good times	<ul style="list-style-type: none"> • Talk about your plans • Talk about giving and receiving gifts • Make and respond to invitations • Write an online event announcement • Choose gifts for your host 	<ul style="list-style-type: none"> • Present continuous for future plans (affirmative, negative, questions) • Object pronouns 	<ul style="list-style-type: none"> • Pop culture • Gift items 	<ul style="list-style-type: none"> • /v/ in the middle of a word • Listening for single sounds
Unit 5 Firsts and lasts	<ul style="list-style-type: none"> • Talk about past events in your life • Ask questions about the past • Congratulate and sympathize with people • Write a comment agreeing or disagreeing with an online post • Summarize a story 	<ul style="list-style-type: none"> • Simple past • Simple past negative and questions 	<ul style="list-style-type: none"> • Opinions and feelings • Life events 	<ul style="list-style-type: none"> • Word stress
Unit 6 Buying or selling?	<ul style="list-style-type: none"> • Plan to sell something • Talk about shopping habits • Describe what you want in a store • Write a script for a vlog • Present an idea for a new invention 	<ul style="list-style-type: none"> • <i>be going to</i> • Determiners 	<ul style="list-style-type: none"> • Money • Shopping 	<ul style="list-style-type: none"> • Stressing important words • Listening for weak words
Review 2 (Review of Units 4–6)				

Functional language	Listening	Reading	Writing	Speaking
<ul style="list-style-type: none"> Greet someone for the first time; greet someone who you know; start conversations Real-world strategy <ul style="list-style-type: none"> Show interest and surprise 		Email introductions <ul style="list-style-type: none"> Read and correct an email 	A work email <ul style="list-style-type: none"> A formal email to someone you don't know Punctuation: capital letters 	<ul style="list-style-type: none"> Talk about people you know Ask and answer questions about people in your life Talk about things you have in your bag Say <i>hello</i> and start a conversation Time to speak <ul style="list-style-type: none"> Talk about things in common
<ul style="list-style-type: none"> Explain, check, and solve a technology problem Real-world strategy <ul style="list-style-type: none"> Ask for repetition 	A sustainable workplace <ul style="list-style-type: none"> A podcast about sustainable workplaces 		A short post on a website <ul style="list-style-type: none"> A comment on a website post Spelling 	<ul style="list-style-type: none"> Talk about your busy life Talk about what you do every day, etc. Talk about work spaces Talk on the phone/online Time to speak <ul style="list-style-type: none"> Talk about apps for work or study
<ul style="list-style-type: none"> Ask for information Real-world strategy <ul style="list-style-type: none"> Check information 	Bike sharing <ul style="list-style-type: none"> A report about cycling in Mexico City 		A short social media message <ul style="list-style-type: none"> A message to a bike-sharing program <i>and, but, and so</i> 	<ul style="list-style-type: none"> Talk about sports that are popular in your country Describe who you see Describe exercise routines Ask for information about a swimming pool Time to speak <ul style="list-style-type: none"> Talk about fitness programs
<ul style="list-style-type: none"> Make and accept invitations; plan where and when to meet Real-world strategy <ul style="list-style-type: none"> Give general excuses 	Waiting for something special <ul style="list-style-type: none"> A news report about an unusual event 		An invitation to an event <ul style="list-style-type: none"> An event announcement <i>too, also, and as well</i> 	<ul style="list-style-type: none"> Talk about celebrations in your country Arrange to meet after English class Choose gifts Invite someone to an event Time to speak <ul style="list-style-type: none"> Talk about gifts for a trip
<ul style="list-style-type: none"> React to good and bad news Real-world strategy <ul style="list-style-type: none"> Check your understanding 		First impressions <ul style="list-style-type: none"> Posts about experiences in a new place 	Online comments <ul style="list-style-type: none"> A comment on a message board Agree and disagree 	<ul style="list-style-type: none"> Talk about a special picture of you as a child Talk about a special day in your life Ask and answer questions about last weekend Respond to good and bad news Time to speak <ul style="list-style-type: none"> Talk about a famous event in the past
<ul style="list-style-type: none"> Explain your language problem; explain the function of the thing you want Real-world strategy <ul style="list-style-type: none"> Ask for words in English 	Money lessons <ul style="list-style-type: none"> Stories about money problems 		Top tips to save money <ul style="list-style-type: none"> A vlog script with suggestions for saving money Using referencing: <i>one</i> and <i>them</i> 	<ul style="list-style-type: none"> Talk about where you shop Plan a shopping trip Talk about shopping habits Explain what you want Time to speak <ul style="list-style-type: none"> Present a new invention

	Learning objectives	Grammar	Vocabulary	Pronunciation
Unit 7 Eat, drink, be happy	<ul style="list-style-type: none"> Talk about your favorite comfort food Design a food truck Explain what you want in a restaurant Write a comment about an online article Plan a party 	<ul style="list-style-type: none"> Quantifiers Verb patterns 	<ul style="list-style-type: none"> Naming food Describing food 	<ul style="list-style-type: none"> /dʒ/ and /g/ sounds
Unit 8 Trips	<ul style="list-style-type: none"> Discuss what to do in your town Talk about a trip you went on Give advice and make suggestions Write advice on living in another country Plan a short trip 	<ul style="list-style-type: none"> Simple present with <i>if</i> and <i>when</i> Giving reasons using <i>to</i> and <i>for</i> 	<ul style="list-style-type: none"> Traveling Transportation 	<ul style="list-style-type: none"> Long and short vowel sounds Listening for intonation
Unit 9 Looking good	<ul style="list-style-type: none"> Compare stores and what they sell Talk about people in photos Ask for and give opinions Write a paragraph describing a photo Create and present an ad 	<ul style="list-style-type: none"> Comparative adjectives Superlative adjectives 	<ul style="list-style-type: none"> Accessories Appearance 	<ul style="list-style-type: none"> /ɜ/ vowel sound
Review 3 (Review of Units 7–9)				
Unit 10 Risky business	<ul style="list-style-type: none"> Talk about how to avoid danger at work Make predictions about your future Describe a medical problem and ask for help Write an email to your future self Plan a reality TV show 	<ul style="list-style-type: none"> <i>have to</i> Making predictions 	<ul style="list-style-type: none"> Jobs Health problems 	<ul style="list-style-type: none"> Final consonant sounds
Unit 11 Me, online	<ul style="list-style-type: none"> Talk about what you've done and what you've never done Talk about what you've done, and when Make and respond to requests Write comments about an infographic Create a video or vlog 	<ul style="list-style-type: none"> Present perfect for experience Present perfect and simple past 	<ul style="list-style-type: none"> Verb-noun internet phrases Social media verbs 	<ul style="list-style-type: none"> Final /n/ and /m/ sounds
Unit 12 Outdoors	<ul style="list-style-type: none"> Talk about the weather Describe places, people, and things Ask for and give directions Write simple instructions Create a tourism campaign for your country 	<ul style="list-style-type: none"> <i>be like</i> Relative pronouns: <i>who, which, that</i> 	<ul style="list-style-type: none"> Weather Landscapes and cityscapes 	<ul style="list-style-type: none"> /w/ at the beginning of a word Listening for <i>t</i> when it sounds like /d/
Review 4 (Review of Units 10–12)				
Grammar reference and practice, pages 129–144 Vocabulary practice, pages 145–156				

Functional language	Listening	Reading	Writing	Speaking
<ul style="list-style-type: none"> Order food; take an order; ask questions about food; ask for the check Real-world strategy <ul style="list-style-type: none"> <i>I mean</i> 		Eating for the planet <ul style="list-style-type: none"> An article about sustainable food choices 	Comments on Eating for the planet <ul style="list-style-type: none"> A comment on an article <i>I (don't) think; If you ask me; For me</i> 	<ul style="list-style-type: none"> Talk about special meals Talk about your favorite comfort food Talk about a food truck Order food from a menu Time to speak <ul style="list-style-type: none"> Talk about the perfect party
<ul style="list-style-type: none"> Give advice and make suggestions; respond to advice and suggestions Real-world strategy <ul style="list-style-type: none"> Echo questions 	Leaving home <ul style="list-style-type: none"> A radio show about living in another country 		Listeners' comments <ul style="list-style-type: none"> A comment on advice from listeners Phrases to respond to advice 	<ul style="list-style-type: none"> Talk about a good vacation Talk about your town Talk about a long trip you took Give advice to a visitor in your town Time to speak <ul style="list-style-type: none"> Talk about planning a trip
<ul style="list-style-type: none"> Ask for an opinion; give a positive opinion; give a negative or neutral opinion Real-world strategy <ul style="list-style-type: none"> <i>I guess</i> 		Image is everything <ul style="list-style-type: none"> An article about advertising 	Advertising contest <ul style="list-style-type: none"> An email submission to a contest Punctuation: periods, capital letters, and commas 	<ul style="list-style-type: none"> Talk about appearance Compare clothes stores Talk about your best photos Give your opinion of clothes Time to speak <ul style="list-style-type: none"> Talk about making an ad
<ul style="list-style-type: none"> Offer help; ask for information about the problem; ask someone for help Real-world strategy <ul style="list-style-type: none"> <i>It's like / It feels like</i> 		Face your fears <ul style="list-style-type: none"> An article about a personal experience 	An email to myself <ul style="list-style-type: none"> An email giving advice <i>anyway, by the way</i> 	<ul style="list-style-type: none"> Talk about things you're afraid of Talk about dangers at work or study Predict future events Explain a medical problem Time to speak <ul style="list-style-type: none"> Talk about reality TV
<ul style="list-style-type: none"> Make requests; respond to requests; ask for permission; refusing Real-world strategy <ul style="list-style-type: none"> Remember words 		Infographic <ul style="list-style-type: none"> An infographic about video sharing 	Positive and negative comments <ul style="list-style-type: none"> A short comment on video sharing Saying something positive or negative 	<ul style="list-style-type: none"> Talk about screens Ask and answer questions about experiences Ask and answer questions about online habits Make requests in specific situations Time to speak <ul style="list-style-type: none"> Talk about online videos
<ul style="list-style-type: none"> Ask for directions; give directions Real-world strategy <ul style="list-style-type: none"> Correct yourself 	Dear green place <ul style="list-style-type: none"> A presentation about community gardens 		How to ... <ul style="list-style-type: none"> A list of instructions on how to do something <i>first, then, next, now, finally</i> 	<ul style="list-style-type: none"> Talk about hot and cold weather Talk about weather in different cities in the world Talk about people, objects, and places Ask for directions, check you understand Time to speak <ul style="list-style-type: none"> Talk about advertising your country

Classroom language

0.01 Asking for help

How do you say that in English?

What does _____ mean?

How do you spell _____?

How do you pronounce this word?

Sorry, can you repeat that, please?

Sorry, I don't understand.

Working in pairs and groups

Who wants to start?

Who wants to go first?

Whose turn is it?

It's my turn.

It's your turn.

OK. What do you have for number 1?

Let's compare answers.

