

Social
Science




Second
Edition



CAMBRIDGE

Pupil's Book
with eBook

SOCIAL SCIENCE 1



Contents

Meet our explorers Page 4

1 What's in space?
Space and time

Page 6

2 Why is water important?
Bodies of water
and the weather

Page 18

**3 What's the geography
of Madrid like?**
Landforms and
landscapes

Page 32

4 Where do we live?
Life in a town or city

Page 44

5 What's a community?
School and community
rights and responsibilities

Page 58

6 What's a home?
Family, being kind to your
family and helping at home

Page 70

- Introduction to the course characters

- The sun and the solar system
- The orbit of the moon
- The seasons
- Time: year, month, week, hour

- Bodies of water
- Uses of water
- The weather
- Clean energy

- Natural features
- Landforms
- Madrid's geography
- North, south, east and west

- Towns and cities
- The town hall and public services
- Road safety
- Society in Madrid

- Good and bad behaviour
- Jobs at school
- Jobs in the community
- Taking care of the community

- Rooms
- Family members
- Families are different
- Helping at home

Our Project 1:
My friend nature
pp 30–31

Our Project 2:
Living life in peace
pp 56–57

Our Project 3:
Chores at school
pp 82–83



Hands on

Mindful time

Documentaries

<ul style="list-style-type: none">• Let's see how we move around the sun.• Move the Earth and the moon around the sun.• Make a flap book for the seasons.• Let's make a clock.	<ul style="list-style-type: none">• It's my space.	<ul style="list-style-type: none">• The Earth moves!
<ul style="list-style-type: none">• Let's discover bodies of water.• Let's learn more about water.• Let's make a rain gauge.• Let's be planet superheroes.	<ul style="list-style-type: none">• Water makes us feel calm.	<ul style="list-style-type: none">• Water for life
<ul style="list-style-type: none">• Where are the highest mountains in Spain?• Let's make a landscape.• Make a model mountain range.• Let's explore with a compass.	<ul style="list-style-type: none">• Imagine you are at the top of a mountain.	<ul style="list-style-type: none">• Landscapes
<ul style="list-style-type: none">• Let's discover cities!• Let's make a city!• Let's make <i>Be Safe</i> posters.• Let's find out about diversity in Madrid.	<ul style="list-style-type: none">• It's good to share.	<ul style="list-style-type: none">• Stay safe!
<ul style="list-style-type: none">• Let's make a promise.• Let's make a thank-you card.• Let's play <i>Mime</i>.• Let's make a rights and responsibilities leaflet.	<ul style="list-style-type: none">• Let's calm down.	<ul style="list-style-type: none">• A day in the life of ...
<ul style="list-style-type: none">• Let's play <i>House bingo</i>.• Let's make a family tree.• Let's make a home.• Let's make a helping wheel.	<ul style="list-style-type: none">• Enjoy being on your own.	<ul style="list-style-type: none">• Houses around the world

Let's
review ...



Page 84

MEET OUR EXPLORERS

I like space and the planets!



Little Armstrong

I love dancing flamenco.



Little Baras

I like the weather and thermometers!



Little Fahrenheit

I like climbing mountains.



Little Hargreaves

I love people.



Little Menchú

I like interesting buildings.



Little Gaudí



Let's explore:

- Think about the things you need.
- Get ready and pack your things.
- Always respect your surroundings.

Passport



Name:

Age:

Put your fingerprint here when you complete a unit.



Welcome Unit

Unit 1

Unit 2


Unit 3

Unit 4

Unit 5

Unit 6

What do you like? Circle.



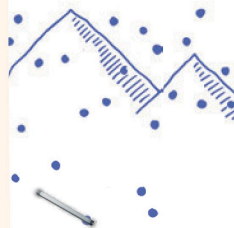
space and planets

maps



rivers and seas

mountains and rocks



school and friends

helping at home



1

WHAT'S IN SPACE?

I'm an astronaut!

Mindful

It's my
space.

time



Song

We all orbit the sun.

What can you see?

Is the sun a star or a planet?


DOCUMENTARY

The Earth moves!

WHAT ARE STARS AND PLANETS?

Find
out

Draw another star in the box.



The sun is a star.



The Earth is a planet.



The Earth orbits the sun.



Tip

Protect yourself
from the sun!



The sun is the centre of
the solar system.
There are eight planets
in the solar system.

Let's see how we move around the sun.

1 Make the sun and the Earth with modelling clay.



2 Stick the sun to the centre of the dish.
Move the Earth around the sun.



What have I learnt?

The s_____ is the centre
of the s_____ system.


The E_____ goes around
the sun.

The sun is a s_____ and the
Earth is a p_____.

MY DICTIONARY




solar system




Earth



planet



star



sun