

3

# Quest



**Bricks**

E-BOOK



MP3



**Student Book**

3



**Student Book**

**Bricks**

# Scope and Sequence

Unit	Reading	Vocabulary	Grammar
<b>1</b> <b>How Do We Communicate?</b>  page 6	<b>Body Talk</b> (Nonfiction) <b>Social Studies</b>  <b>Reading Strategy</b> Using Background Knowledge	speak, eyebrow, frown, wave, gesture, scratch, confused, cross, shy, stare	<b>Gerunds</b> <i>Waving</i> hands can mean saying goodbye. I enjoyed <i>talking</i> with my new friend.
	<b>Tom's New Phone</b> (Fiction)  <b>Reading Strategy</b> Understanding Plot	smartphone, expensive, popular, online, message, shout, slip, screen, broken, join	<b>Comparative and Superlative Adjectives</b> The X30 is <i>bigger than</i> the X29. The X30 has <i>the longest</i> battery life.
<b>2</b> <b>How Does Music Bring People Together?</b>  page 26	<b>Music for Special Occasions</b> (Nonfiction) <b>Music</b>  <b>Reading Strategy</b> Predicting from Titles and Headings	wedding, enjoyable, band, cymbals, celebrate, victory, lyric, funeral, trumpet, trombone	<b>Because and So</b> Funerals in New Orleans are special <i>because</i> people play jazz music. The music was fun, <i>so</i> people began to dance.
	<b>The Rhythm of Friendship</b> (Fiction)  <b>Reading Strategy</b> Identifying the Theme	culture, strange, classmate, pair, lonely, synchronized, imagine, tap, rhythm, cheer	<b>Could and Couldn't</b> I <i>could</i> climb up trees when I was young. Cara <i>couldn't</i> read signs in Singapore at first.
<b>3</b> <b>How Do Living Things Survive?</b>  page 46	<b>How Plants Survive</b> (Nonfiction) <b>Life Science</b>  <b>Reading Strategy</b> Cause and Effect	habitat, temperature, dry, root, absorb, spine, shade, humid, block, trunk	<b>Quantifiers: a few, a little, a lot of, and lots of</b> <i>A few</i> plants live in the desert. <i>A little</i> sunlight gets to the rainforest floor. Cactuses store <i>a lot of (lots of)</i> water in their stems.
	<b>Summer in the Arctic</b> (Fiction)  <b>Reading Strategy</b> Comparing and Contrasting	savannah, vacation, suitcase, uncomfortable, paw, sled, thick, chew, grass, shiver	<b>Prepositions of Movement</b> Ella's feet kept sinking <i>into</i> the snow. Peter and Ella rode a sled <i>across</i> the icy land. The icy wind kept going <i>through</i> Ella's short fur.
<b>4</b> <b>How Can People Explore Space?</b>  page 66	<b>Exploring Our Universe</b> (Nonfiction) <b>Earth Science</b>  <b>Reading Strategy</b> Paraphrasing	orbit, telescope, observe, mirror, collect, distant, rover, journey, experiment, drone	<b>Tense Review: Present Simple, Present Continuous, and Past Simple</b> Earth <i>orbits</i> the Sun every 365 days. People on Earth <i>are trying</i> to research more about space. NASA <i>launched</i> the James Webb Telescope in 2021.
	<b>Oscar's Mars Diary</b> (Fiction)  <b>Reading Strategy</b> Summarizing	messy, spacesuit, dusty, suck, breathe, rocky, crater, erupt, quake, crack	<b>Past Continuous</b> Ken <i>was reading</i> a book about Mars yesterday morning. My parents <i>were fixing</i> rovers when I took online classes.

Listening	Speaking	Writing	Project
<p><b>A Conversation About Speaking Manners</b></p> <p><b>Words</b> manners, listen, conversation, take turns, eye contact</p>	<p><b>Talking About Your Feelings and Reasons</b></p> <p><b>Expressing Feelings</b> <i>I'm feeling ... / I'm ...</i></p> <p><b>Showing Understanding</b> <i>No wonder ... / That makes sense ...</i></p>	<p><b>Writing an Apology Letter</b> Write an apology letter saying sorry for doing something wrong.</p>	<p><b>Write an Emoji Message</b> Make your message card using emojis.</p>
<p><b>A Conversation About Preparing for a School Talent Show</b></p> <p><b>Words</b> djembe, ukulele, percussion, melody, strum</p>	<p><b>Talking About the Concert Schedule</b></p> <p><b>Telling a Schedule</b> <i>It's on ... / It will be held on ...</i></p> <p><b>Telling a Place</b> <i>It will take place in ... / It will be held in ...</i></p>	<p><b>Writing a Biography</b> Write a biography about a person's life and his or her important achievements.</p>	<p><b>Make a Glass Xylophone</b> Create a xylophone with glasses and water, and play it.</p>
<p><b>An Interview About Animal Adaptation in Extreme Environments</b></p> <p><b>Words</b> desert, hump, store, eyelash, fur</p>	<p><b>Talking About an Interesting Animal</b></p> <p><b>Giving Your Opinion</b> <i>I think ... / I believe ...</i></p> <p><b>Giving a Reason</b> <i>That's because ... / The reason is ...</i></p>	<p><b>Writing an Animal Report</b> Write an animal report including information about the animal you researched.</p>	<p><b>Make an Animal Quiz Card</b> Create an animal quiz card and use it to play a game.</p>
<p><b>An Interview About Space Life with an Astronaut</b></p> <p><b>Words</b> gravity, pull, fall, video call, pouch</p>	<p><b>Talking About a Pretend Situation</b></p> <p><b>Asking About a Pretend Situation</b> <i>What would you do if you ...?</i></p> <p><b>Reacting with Confidence</b> <i>I'm sure ... / I'm certain ...</i></p>	<p><b>Writing a Compare and Contrast Report</b> Write a compare and contrast report about how two things are similar and different.</p>	<p><b>Make a Paper Rocket</b> Create your paper rocket and blow it to make it fly.</p>



Unit	Reading	Vocabulary	Grammar
<b>5</b> <b>Why Did People Build Pyramids?</b>  page 86	<b>Pyramids</b> (Nonfiction) <b>Social Studies</b>  <b>Reading Strategy</b> Comparing and Contrasting	stable, ancient, tomb, stack, limestone, peak, fancy, stair, flat, temple	<b>Order of Adjectives</b> <i>This is a <b>beautiful small old square red</b> mat.</i> <i>People made <b>amazing huge golden</b> pyramids.</i>
	<b>A Slice of History</b> (Fiction)  <b>Reading Strategy</b> Analyzing Characters	structure, combine, build, cardboard, stadium, frosting, crumb, layer, bottom, rude	<b>Measure Words</b> <i>Hana added <b>a bar of</b> butter to the flour.</i> <i>I ate <b>a slice of</b> cake this morning.</i>
<b>6</b> <b>Why Do People Create Art?</b>  page 106	<b>Exploring Self-Portraits</b> (Nonfiction) <b>Art</b>  <b>Reading Strategy</b> Main Idea and Details	artist, portrait, cheap, convenient, spend, model, paint, famous, emotion, record	<b>Reflexive Pronouns</b> <i>I looked at <b>myself</b> in the mirror.</i> <i>Laura fixed the bike by <b>herself</b>.</i> <i>The students prepared <b>themselves</b> for the test.</i>
	<b>Designing Dragons</b> (Fiction)  <b>Reading Strategy</b> Making Inferences	admire, line, spiral, curve, dot, shape, relaxed, decorate, confident, surprised	<b>May and Might</b> <i>You <b>may</b> like the book about dragons.</i> <i>Lily and Gabriel <b>might</b> draw pictures together.</i> <i>It's sunny outside, so it <b>might not</b> rain today.</i>
<b>7</b> <b>What Will Food Be Like in the Future?</b>  page 126	<b>Food in the Future</b> (Nonfiction) <b>Technology</b>  <b>Reading Strategy</b> Classifying and Categorizing	shortage, reduce, 3D printer, edible, liquid, algae, insect, protein, vitamin, cattle	<b>Future Facts with Will</b> <i>We <b>will</b> eat lab-grown meat in the future.</i> <i>It probably <b>won't</b> rain tomorrow.</i> <i><b>Will</b> you play baseball next weekend?</i>
	<b>Food Day 2105</b> (Fiction)  <b>Reading Strategy</b> Visualizing	fantasy, virtual, transform, reach out, flavor, paste, powder, take a bite, seed, soil	<b>Future Plans with Be Going to</b> <i>Our teacher <b>is going to</b> cook.</i> <i>My brother <b>isn't going to</b> play outside today.</i>
<b>8</b> <b>Why Do People Go on Adventures?</b>  page 146	<b>Adventurous Places</b> (Nonfiction) <b>Earth Science</b>  <b>Reading Strategy</b> Identifying Facts and Opinions	adventure, volcano, magma, ash, surface, sinkhole, underground, ceiling, valley, plate	<b>Zero Conditional: If and When</b> <i><b>If</b> it rains, the ground gets wet.</i> <i><b>When</b> the ground breaks open, it forms a huge volcano.</i>
	<b>Dina and the Great Barrier Reef</b> (Fiction)  <b>Reading Strategy</b> Sequencing	wildlife, waterproof, snorkeling, float, coral, binoculars, marine, film, sink, save	<b>Comparative and Superlative Adverbs</b> <i>Among the baby turtles, one moved <b>the fastest</b> towards the shore.</i> <i>I run <b>more quickly than</b> my brother.</i>

Listening	Speaking	Writing	Project
<p><b>A Presentation About the Great Sphinx in Egypt</b></p> <p><b>Words</b> statue, secret, strength, headdress, entrance</p>	<p><b>Talking About Experience</b></p> <p><b>Asking for Someone's Opinion</b> <i>What was it like? / How was it?</i></p> <p><b>Asking for More Details</b> <i>What else ...? / What other things ...?</i></p>	<p><b>Writing a Historical Place Report</b></p> <p>Write a historical place report giving information about a special place after studying or researching.</p>	<p><b>Make a 3D Paper Pyramid</b></p> <p>Create your paper pyramid and write what you want to put in the pyramid.</p>
<p><b>A Presentation About Two Famous Portraits</b></p> <p><b>Words</b> smile, fade, turban, pearl, earring</p>	<p><b>Talking About Rules to Follow</b></p> <p><b>Giving Advice</b> <i>We should ... / Make sure to ...</i></p> <p><b>Prohibiting</b> <i>We shouldn't ... / We're not allowed to ...</i></p>	<p><b>Writing an Art Review</b></p> <p>Write an art review providing facts, information, and your thoughts about artwork.</p>	<p><b>Draw Your Self-Portrait</b></p> <p>Make your self-portraits and guess whose self-portraits they are.</p>
<p><b>A Cooking Show on Making a Black Bean Burger</b></p> <p><b>Words</b> black bean, dairy, mash, patty, spread</p>	<p><b>Talking About What You Ate</b></p> <p><b>Describing Taste</b> <i>It tasted ... / It had a ... taste.</i></p> <p><b>Giving Recommendations</b> <i>You should try it someday. / You should give it a try.</i></p>	<p><b>Writing a Recipe</b></p> <p>Write a recipe for dish, including ingredients and step-by-step instructions.</p>	<p><b>Make a Future Food Poster</b></p> <p>Create a future food with future ingredients and vote which food you want to taste the most.</p>
<p><b>A Presentation About a Traveling Spot on Vacation</b></p> <p><b>Words</b> flat, dune, sunset, canyon, trail</p>	<p><b>Talking About a Future Plan</b></p> <p><b>Talking About Future Excitement</b> <i>I can't wait for ... / I'm looking forward to ...</i></p> <p><b>Answering About Future Plans</b> <i>I'm going to ... / I'm planning to ...</i></p>	<p><b>Writing a Dream Travel Journal</b></p> <p>Write a dream travel journal about the place you want to visit and what you want to do there.</p>	<p><b>Make a Travel Brochure</b></p> <p>Create a travel brochure with some details about the place you want to introduce.</p>

# Unit 1

# How Do We Communicate?



- READING Using Background Knowledge / Understanding Plot
- LISTENING Talking About Speaking Manners
- SPEAKING Expressing Feelings / Showing Understanding
- WRITING Writing an Apology Letter



## Get Curious



**Look at the picture and answer the questions.**

- 1 What are the people doing in the picture?
- 2 What do you think they are saying with their gestures?



**Watch the video and answer the questions.**

- 1 How can we communicate?
- 2 What are some tools used for communication?



Watch

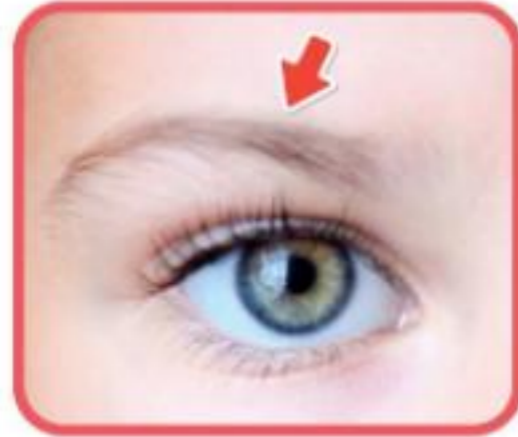




**A** Listen, point, and say the words. 02



speak



eyebrow



frown



wave



gesture



scratch



confused



cross



shy



stare

**B** Match the sentences with the correct words.

- |  |                       |                    |
|--|-----------------------|--------------------|
| 1 I ... when Amy spilled juice on my jeans.    | <input type="radio"/> | <b>a</b> crossed   |
| 2 I ... my arms when I saw the mess.           | <input type="radio"/> | <b>b</b> frowned   |
| 3 I ... the mosquito bite on my arm.           | <input type="radio"/> | <b>c</b> scratched |
| 4 Mom ... her hand to say hello to her friend. | <input type="radio"/> | <b>d</b> stared    |
| 5 He ... at the stars in the night sky.        | <input type="radio"/> | <b>e</b> waved     |

**C** Complete the sentences with the correct words.

- Ryan looked \_\_\_\_\_ when he saw the difficult quiz.
- I can't sing in front of the class because I'm too \_\_\_\_\_.
- Helen gave a thumbs-up \_\_\_\_\_ to show she liked the movie.
- Mr. Smith asked us to \_\_\_\_\_ clearly in class.
- I raised my \_\_\_\_\_ at the surprising news.


confused    speak    eyebrows    gesture    shy

## Using Background Knowledge

**Background knowledge** is what you already know about a topic. When you read, you can use it to understand new ideas or unfamiliar words in a text.

**A** Look and talk about what you know about the body language below.



**B** Read and complete the sentences. Then check ✓. 

Body language is a way to communicate without using words. When you open your arms, it means you're being welcoming and friendly. Putting your hands on your chest shows you're being honest. A shoulder shrug means you don't know the answer to a question or don't care about something. Paying attention to these body signals helps us understand each other better, even when we're not using words.



1 Opening arms means being \_\_\_\_\_.

What I Knew What I Learned

2 \_\_\_\_\_ means being honest.

3 A shoulder shrug means \_\_\_\_\_.

welcoming and friendly

not caring about something

putting hands on the chest

**C** Look at the pictures on pages 10–11. What do you think the text is about?



# BODY TALK



Communication is how we share our thoughts and feelings with others. But we don't always **speak** or write to communicate with other people. We can also use our bodies. This is called body language. What are some ways we communicate using body language?

## Facial Expressions


When you feel happy, you smile. When you're surprised by something, you raise your **eyebrows** or open your mouth. When you're worried or thinking hard about something, you **frown**. When you're angry, you narrow your eyebrows. Facial expressions show what we're thinking or feeling. It can be difficult to hide them!



**Discuss** Which facial expressions do you use the most often?



# Gestures

 **Recall** Which gestures do you show when you're confused?



Just as our faces say a lot, our hands and movements do too. You can **wave** goodbye or give a thumbs-up when you see something nice. People sometimes make **gestures** without even thinking about it. **Scratching** your head can show that you're **confused**. **Crossing** your arms can show you don't want to do something or that you're not pleased.

Gestures help us communicate with people from other countries without speaking their language. But be careful because gestures can mean different things in different parts of the world. For example, shaking your head side to side usually means "no," but in some places, it means "yes."



# Eye Contact

Your eyes can also show how you feel. If you're **shy** or unsure when you talk to someone, you might look away. But if you're interested in what others are saying, you might keep looking at them. Just try not to **stare** too much! That might be rude.



Body language is important when we communicate with others. A smile, a wave, or a nod can add meaning to our words. So the next time you talk with your friends, pay a lot of attention to body language. That way, you can communicate better with everybody!

**A** **READING STRATEGY** Read and check ✓ your background knowledge about body language.

- |  | What I Knew              | What I Learned           |
|--|--------------------------|--------------------------|
| 1 We use facial expressions, gestures, and eye contact to communicate with others. | <input type="checkbox"/> | <input type="checkbox"/> |
| 2 Facial expressions show what we're thinking or feeling.                          | <input type="checkbox"/> | <input type="checkbox"/> |
| 3 Shaking a head side to side can mean "yes" in some places.                       | <input type="checkbox"/> | <input type="checkbox"/> |
| 4 Looking away while talking can mean someone is shy or unsure.                    | <input type="checkbox"/> | <input type="checkbox"/> |
| 5 Staring at someone too much might be rude.                                       | <input type="checkbox"/> | <input type="checkbox"/> |

**B** Look and complete the sentences. Then match.

looking at her friend    scratching his head    opening her mouth wide



✓ She is \_\_\_\_\_  
\_\_\_\_\_ and  
raising her eyebrows.

He is frowning and  
\_\_\_\_\_  
\_\_\_\_\_.

She is \_\_\_\_\_  
\_\_\_\_\_ while  
listening to her friend.

✓ **a** I think he is confused and thinking hard about something.

**b** I think she is surprised to see or hear something she didn't expect.

**c** I think she is interested in what her friend is saying.

**C** **DISCUSSION** Discuss your answers with your partner.

- 1 What kinds of body language do you use often?
- 2 What do those body languages mean?

## Gerunds

A gerund is the *-ing* form of a verb and acts like a noun. Gerunds are used to talk about activities or actions. They can be a subject or an object in a sentence.

*Waving hands can mean saying goodbye.* Subject

*I enjoyed talking with my new friend.* Object

### A Read and circle the gerunds.

- |                                      |  |
|--------------------------------------|--|
| 1 Laughing makes me feel happy.      | 5 Exercising is good for your health.  |
| 2 Jim loves learning a new language. | 6 I finished doing my homework.        |
| 3 Everyone enjoyed singing together. | 7 He hates waiting in long lines.      |
| 4 Listening to music helps me focus. | 8 Nodding shows you agree with others. |

### B Complete the sentences using gerunds. Then number the pictures.

- 1 \_\_\_\_\_ is my hobby.  
draw pictures
- 2 \_\_\_\_\_ shows you are angry.  
narrow your eyebrows
- 3 My cat likes \_\_\_\_\_.  
scratch the wall
- 4 Sam and Jay enjoy \_\_\_\_\_ in the sky.  
look at the stars



### C Make sentences about your hobby using gerunds and talk with your partner.

Playing video games is my hobby.

I enjoy reading books in my free time.



**A** WORDS Listen, point, and say the words. 04



manners



listen



conversation



take turns



eye contact

**B** Listen and answer the questions. 05

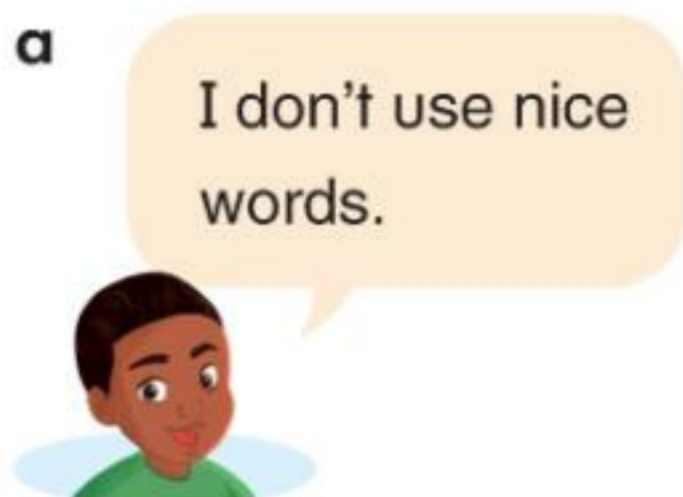
- 1 What are the speakers talking about?
- 2 Who says we should listen until others finish talking? Check .
- Mr. Thompson       Emily       Jack

**C** Listen again. Then circle the correct answers. 06

- 1 What can happen when you use bad words?
- a It can hurt others' feelings.
- b It can keep conversations friendly.
- c It can show respect for others.
- 2 Which one is the good body language Mr. Thompson is talking about?



- 3 Who has good speaking manners when talking to others?



John



Helen



Leo

# Speaking

**A** Listen and read the dialogue. Then answer the questions.  07 

**Sophia:** Good morning, Alex!

**Alex:** Hi Sophia, how are you?

**Sophia:** I'm good. You look **excited**.  
What's going on?

**Alex:** I'm feeling **happy** because **I got a good grade on my test**.

**Sophia:** No wonder you're **excited**!

**Alex:** **I'll celebrate with my family tonight**.

**Sophia:** That sounds like a great plan!



## Key Expressions

### Expressing Feelings

I'm feeling ... / I'm ...

### Showing Understanding

No wonder ... / That makes sense ...

- ✓ 1 How does Alex feel today?
- ✓ 2 Why does Alex feel that way?
- ✓ 3 What will Alex do tonight?

**B** Practice the dialogue in **A** with your partner using the words.

1

- excited / happy
- I finally finished my project today.
- I'll play games with my friend at the arcade.

2

- sad / depressed
- I didn't make the soccer team.
- I'll practice harder and try again.

3

- worried / nervous
- I have a big test tomorrow.
- I'll study hard for the test tonight.

**C** Complete the chart to make your own dialogue. Then role-play with your partner.

- Feeling: \_\_\_\_\_
- Reason: \_\_\_\_\_
- Plan: \_\_\_\_\_

**A** Listen, point, and say the words. 08



smartphone



expensive



popular



online



message



shout



slip



screen



broken



join

**B** Match the definitions with the correct words.

- |                                |                       |                                   |
|--------------------------------|-----------------------|-----------------------------------|
| 1 having a high price          | <input type="radio"/> | <input type="radio"/> a popular   |
| 2 a note sent to someone       | <input type="radio"/> | <input type="radio"/> b online    |
| 3 being linked to the Internet | <input type="radio"/> | <input type="radio"/> c expensive |
| 4 liked by many people         | <input type="radio"/> | <input type="radio"/> d join      |
| 5 to become part of a group    | <input type="radio"/> | <input type="radio"/> e message   |

**C** Read and complete the text.

Ben's \_\_\_\_\_ was old and it didn't work well. One day, while he was riding a bike, a cat jumped out! "Ahhh!" he \_\_\_\_\_ loudly. He \_\_\_\_\_ and fell. His smartphone fell out of his pocket and hit the ground. The \_\_\_\_\_ on the smartphone was completely \_\_\_\_\_. Ben looked at the cat and said, "I guess I need a new phone!"



- slipped    broken    smartphone    shouted    screen