


2

Quest



Bricks

E-BOOK




MP3



Student Book

2



quest


Student Book

Bricks

Scope and Sequence

Unit	Reading	Vocabulary	Grammar
1 How Can We Help Our Community? page 6	Rivertown's Caring Day (Nonfiction) Social Studies Reading Strategy Captions	community, take care of, neighbor, rake, serve, library, donate, hospital	Prepositions of Time: At, On, and In <i>The events start at 9:00 a.m.</i> <i>I play soccer on Tuesdays.</i> <i>My birthday is in January.</i>
	Gumble's Garden (Fiction) Reading Strategy Cause and Effect	walk, lift, garden, dig, weed, plant, water, grow	Prepositions of Place: Behind, In Front of, and Between <i>The cat is behind the plant.</i> <i>It's in front of the box.</i> <i>It's between the bushes.</i>
2 How Do Seasons Affect Our Lives? page 26	Four Seasons and Festivals (Nonfiction) Earth Science Reading Strategy Classifying	season, celebrate, melt, bloom, costume, harvest, icy, parade	Adverbs of Frequency <i>We always eat apples in fall.</i> <i>We usually enjoy pumpkin pie.</i> <i>I sometimes go hiking in spring.</i> <i>She never travels in winter.</i>
	David and the Hedgehog (Fiction) Reading Strategy Sequencing	dry, change, colorful, collect leaves, snowflake, sprout, take a walk, breeze	Subject and Object Pronouns <i>David is from Costa Rica.</i> <i>He is now in Scotland.</i> <i>Ms. Lee is our teacher.</i> <i>We like her.</i>
3 What Is Art? page 46	Anything Can Be Art (Nonfiction) Art Reading Strategy Main Idea and Details	cut, pour, sand, sculpture, carve, sprinkle, glass, magazine	Past Simple of Verb Be: Affirmatives and Negatives <i>It was a plastic bottle.</i> <i>Now it's a plant pot.</i> <i>We were at home.</i> <i>We weren't at school.</i>
	Painting on the Farm (Fiction) Reading Strategy Identifying Themes	easel, canvas, paintbrush, paint, dip, artist, picture, spill	Past Simple of Verb Be: Questions <i>Was Kate happy yesterday?</i> <i>Yes, she was. / No, she wasn't.</i> <i>Where were they last night?</i> <i>We were in the barn.</i>
4 What Was Life Like in the Past? page 66	The Ice Age: A Chilling Time (Nonfiction) Life Science Reading Strategy Comparing and Contrasting	huge, glacier, tusk, fur, predator, sharp, claw, fossil	Past Simple Regular Verbs: Affirmatives and Negatives <i>Lots of animals lived in the Ice Age.</i> <i>Some of them didn't survive.</i>
	Finding a Feather (Fiction) Reading Strategy Beginning, Middle, and End	feather, berry, hawk, cave, dark, treasure, storm, lightning	Past Simple Regular Verbs: Questions <i>Did Ayla live in a cave?</i> <i>Yes, she did. / No, she didn't.</i> <i>What did you do last Friday?</i> <i>I watched a movie.</i>

Listening	Speaking	Writing	Project
<p>Good Dog Walking Etiquette</p> <p>Words leash, run away, bark, treat, train, sniff</p>	<p>Offering to Help <i>Do you need some help? Yes, please. Thank you.</i></p>	<p>Writing an Invitation Write an invitation asking someone to come to an event.</p>	<p>Helping Hands Poster Make a poster about what you do to help your community.</p>
<p>Weather Forecast for Texas</p> <p>Words sunny, foggy, cloudy, snowy, freezing, rainy</p>	<p>Agreeing <i>I like summer the most. Really? So do I!</i></p>	<p>Writing a Descriptive Paragraph Write a descriptive paragraph about a place with clear details.</p>	<p>Seasonal Mobile Make a mobile with seasonal drawings.</p>
<p>Making a Bunny Pizza</p> <p>Words mix, roll out, spread, slice, add, bake</p>	<p>Requesting an Item <i>Can you pass the blue marker? Sure, here you go.</i></p>	<p>Writing a Personal Profile Write a short description of a person including their looks, personality, and hobbies.</p>	<p>Art with Things from Nature Make a design with natural objects you collected.</p>
<p>Two Amazing Dinosaurs</p> <p>Words frill, horn, beak, jaws, tail, leg</p>	<p>Giving Positive Feedback <i>Look! I made a dinosaur model! Wow, that looks nice! You're good at building things.</i></p>	<p>Writing an Animal Fact File Write a report about an animal including its habitat, appearance, and food.</p>	<p>Venn Diagram Make a Venn diagram comparing and contrasting animals in the past and today.</p>



Unit	Reading	Vocabulary	Grammar
5 How Was the Past Different from the Present? page 86	History of Communication (Nonfiction) Social Studies Reading Strategy Fact or Opinion	smoke, invent, deliver, letter, telephone, Internet, mobile phone, app	Past Simple Irregular Verbs: Affirmatives and Negatives <i>Long ago, mailmen rode horses to carry letters.</i> <i>They didn't have cars or mail trucks.</i>
	Movie Night (Fiction) Reading Strategy Comparing and Contrasting	turn on, choose, remote control, watch, rent, videotape, return, screen	Past Simple Irregular Verbs: Questions <i>Did they have a computer? Yes, they did. / No, they didn't.</i> <i>Where did you go to rent movies? I went to a video store.</i>
6 How Can We Be Smart with Money? page 106	Money & You (Nonfiction) Social Studies Reading Strategy Summarizing	money, buy, job, sell, chore, save, expensive, bank	Quantifiers: A Lot of, Some, and Any <i>There are a lot of apples.</i> <i>There is some milk.</i> <i>There isn't any money.</i>
	Clare's Cookies (Fiction) Reading Strategy Problem and Solution	wrap, set up, stall, hang, sign, display, popular, count	Quantifiers: How Many ... ? and How Much ... ? <i>How many cookies are there? There are ten cookies.</i> <i>How much flour is there? There is a lot of flour.</i>
7 How Can We Save Earth? page 126	Save Our Ocean from Plastic (Nonfiction) Social Studies Reading Strategy Cause and Effect	ocean, sick, throw away, trash, tiny, dangerous, reuse, reduce	Comparative Adjectives <i>A piece of microplastic is smaller than a grain of sand.</i> <i>The whale is bigger than the turtle.</i>
	Peter's Clever Idea (Fiction) Reading Strategy Identifying Characters	Earth, prize, clean up, team, pick up, lake, carry, proud	Superlative Adjectives <i>Lake Forest Park was the dirtiest park in town.</i> <i>Carlos is the tallest in his class.</i>
8 How Do We Enjoy Music? page 146	The Music of Africa (Nonfiction) Music Reading Strategy Rereading a Text	instrument, drum, hollow, hit, sound, string, metal, key	Adverbs <i>People happily enjoy drum music together.</i> <i>Mia dances beautifully.</i>
	A Drum Set for Ari (Fiction) Reading Strategy Text-to-Self Connection	poster, band, practice, tap, slow, fast, audition, cheer	Can and May for Permission <i>Can I play the drums? Yes, you can. / No, you can't.</i> <i>May I use your phone? Yes, you may. / No, you may not.</i>

Listening	Speaking	Writing	Project
<p>Going to Pipi Island: Then and Now</p> <p>Words island, vacation, travel, ferry, airplane, subway</p>	<p>Asking for Something to Be Repeated <i>It's due by March 5th. Sorry, I didn't catch that. Can you repeat that?</i></p>	<p>Writing an Informal Letter Write an informal letter to someone you know well, such as family or friends.</p>	<p>Cup Phones Make cup phones and talk with your friends using them.</p>
<p>Family Yard Sale</p> <p>Words yard sale, price, change, cheap, light, new</p>	<p>Expressing Sympathy <i>I lost my money. Oh, I'm sorry to hear that.</i></p>	<p>Writing a Diary Entry Write a diary entry about your day, including the date, location, events, and feelings.</p>	<p>Money Saving Jar Make a money saving jar and share your savings goal.</p>
<p>Ways to Help Earth</p> <p>Words resources, turn off the lights, turn off the water, waste, recycle, unplug</p>	<p>Giving and Accepting Invitations <i>Would you like to join a park cleaning event this Saturday? Yes, I'd love to!</i></p>	<p>Writing Instructions Write step-by-step instructions on making an upcycled object from trash.</p>	<p>Earth Day Collage Poster Make an Earth Day collage poster using old newspaper or magazine pages.</p>
<p>Concert Experiences</p> <p>Words orchestra, singer, calm, excited, loud, solo</p>	<p>Asking About Preferences <i>Which one do you like more, hip-hop or classical music? I like hip-hop more.</i></p>	<p>Writing a Short Story Write a short tale about characters and what happened to them.</p>	<p>Maracas Make maracas with empty plastic bottles and play them to the music.</p>

Unit 1

How Can We Help Our Community?



READING Captions / Cause and Effect
LISTENING Good Dog Walking Etiquette
SPEAKING Offering to Help
WRITING Writing an Invitation



Get Curious



Look at the picture and answer the questions.

- 1 What are the people doing?
- 2 Is this a good thing to do? Why?



Watch the video and answer the questions.

- 1 What can we do to help at home?
- 2 How can we help our neighbors?



Watch



A Listen, point, and say the words. 02



community



take care of



neighbor



rake



serve



library



donate



hospital

B Read and match to complete the sentences.

- | | | |
|--|---|----------------|
| 1 I feel sick, so I go to the ... | ● | ● a neighbors. |
| 2 I borrow books from the ... | ● | ● b hospital. |
| 3 Every morning, I say hello to my ... | ● | ● c library. |
| 4 There is a big park in our ... | ● | ● d community. |

C Look and complete the sentences.

- 1 She rakes the fallen leaves in fall.
- 2 We love to _____ our dog, Buddy.
- 3 They _____ lunch in the cafeteria.
- 4 I _____ my clothes to help people.



serve ~~rakes~~ take care of donate

Captions

A **caption** is a short sentence or phrase that explains a picture. It helps you understand the text better.

A Look and write the letters of the correct captions.



c



- a Cats waiting for a new home
- b Spring Clean-Up Day at Oak Park
- c Elderly people are learning to use tablets.

B Read and check the correct caption for the picture.

We Need Food Banks

Food banks are important in communities. Families, local stores, and farms donate food to food banks. Then, food banks give this food to people in need.



- A volunteer is serving food to neighbors.
- A volunteer is organizing food at a food bank.
- A volunteer is working at a store.

C Look at the pictures and captions on pages 10–11. What do you think the text is about?



Rivertown's CARING DAY

This year's **Community** Caring Day is
on **Saturday, October 19th!**

Let's **take care of** Rivertown together.

Join a special volunteer activity around town.



Care for Your Neighbors

Do you want to help your elderly **neighbors**? If you do, take part in our leaf raking event. Grab a rake from home or the community center and **rake** your neighbor's yard. The event starts at 9:00 a.m., so stop by early!



People are raking leaves in their neighbors' yards.



Recall What event can people in Rivertown join to help their elderly neighbors?





Make Someone's Day Brighter

To make someone smile, come and **serve** lunch at the homeless shelter. People without homes can receive warm meals there. Please arrive at 10:00 a.m. to help prepare the meal.



Rivertown's people are serving food to people without homes.



Donate Your Things

Are there any toys or clothes you don't need? Bring them to the Rivertown **Library** to **donate**. Every year in October, the library collects these donations for families in need. You can place your donations in the large box by the front door.





Discuss Which activity do you want to join? Why?



More Ways to Help

- ✓ Offer to walk a sick neighbor's dog.
- ✓ Write cards for kids in the **hospital**.
- ✓ Play with the animals at the animal shelter.
- ✓ Donate books you've finished to other kids.



- A** **READING STRATEGY** Go back to page 11 and read the text again. Then check ✓ the best caption for the picture.  



- Jack's family is moving out.
- The volunteers are helping elderly people.
- Some kids are donating their toys.

- B** Read and write the letters for the correct advice.  

1



I want to help sick kids.

2



I want to take care of lost cats.

3



I want to help my elderly neighbors.

4



I have toys that I don't use anymore.

Caring Day

- a Rake leaves in your neighbor's yard.
- b Play with the animals at the animal shelter.
- c Bring toys and clothes to the library to donate.
- d Write cards for kids in the hospital.



- C** **CRITICAL THINKING** Talk with your partner.



What are other ways we can help our community?

We can pick up trash on the street.





A Listen and chant along. **A Day at the Animal Shelter** 04

On Saturday, on Saturday,
We go to an animal shelter!
At 9 o'clock, we clean the cages.
At noon, we feed the dogs.



In the afternoon, we go to a park.
Come here, dogs! Let's play fetch!
Run, jump, chase the ball!
Goodbye!
See you again!



B **Look!** Prepositions of Time

The event starts **at** 9:00 a.m.
I play soccer **on** Tuesdays.
My birthday is **in** January.

at 7 o'clock **at** noon
on May 12th **on** weekends
in fall **in** the morning

C Read and write **at**, **on**, or **in**.



Community Clean-up Day!

Join us _____ July 29th for a community clean-up day!
We'll meet _____ the morning _____ 10 a.m.
at the town square. The clean-up will end
_____ noon, and we'll provide lunch after.



D Talk with your partner about your daily or weekly routine. Use as many prepositions of time as you can.

I get up at 11 o'clock in the morning on Sundays.

I play soccer at 4:30 in the afternoon on Fridays.

A Listen, point, and say the words. 05



leash



run away



bark



treat



train



sniff

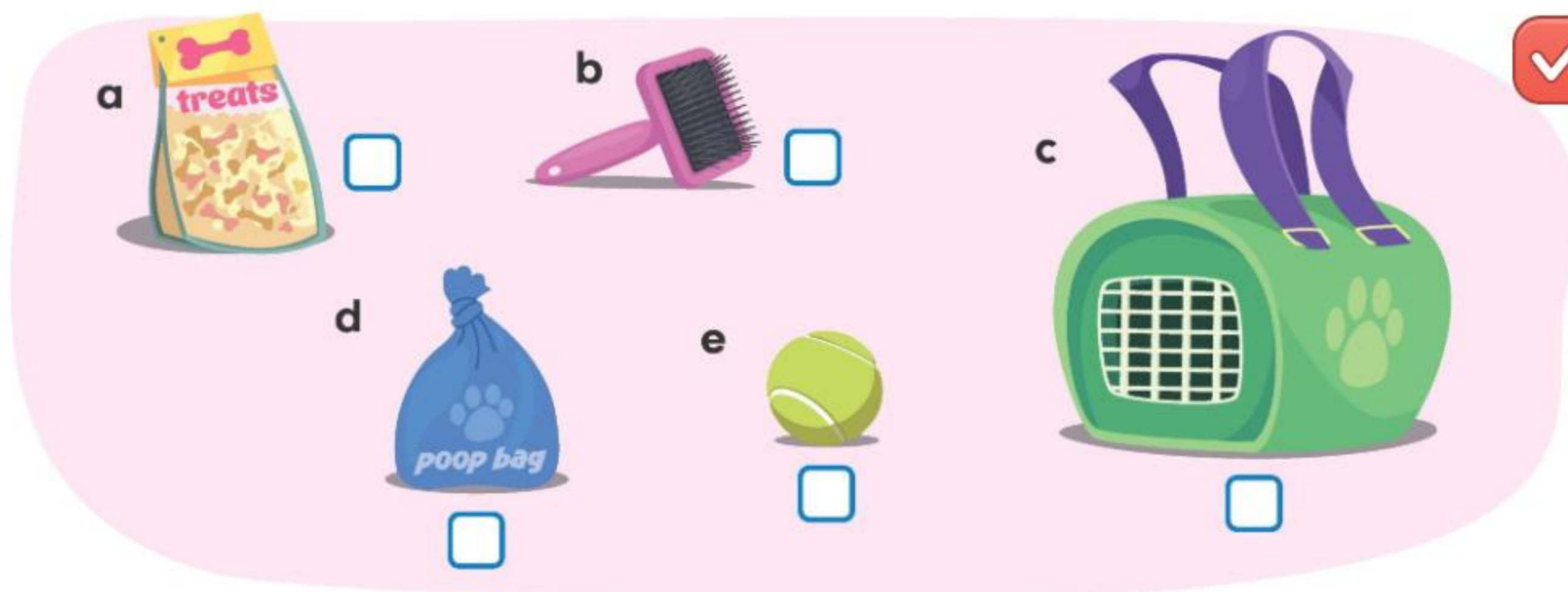
B Listen and number. 06





C Listen and check the correct answers. 07

- 1 What are Olivia and her dad going to do?
- feed their dog walk their dog wash their dog
- 2 When does Coco bark?
- when she's excited when she's hungry when she's sad

D Listen again and check ✓ the items Olivia will take on the walk.  08 



Speaking

A Listen and read the dialogue. Then practice it with your partner using the words in the boxes.  09 

Tim: Is everything okay, Julie?

Julie: I can't find my dog, Wally.
I looked everywhere.

Tim: Do you need some help?

Julie: Yes, please. Thank you.



shoes / hamster

Can I help you? / Do you need a hand?

B Look at **A** and make your own dialogue. Practice it with your partner.

I can't find my _____.

_____?

Yes, please. Thank you.