

WORKBOOK

# ENGLISH BUS

4




**Bricks**

# Welcome

**A** Look, find, and say.

1.  2.  3.  4.  5. 

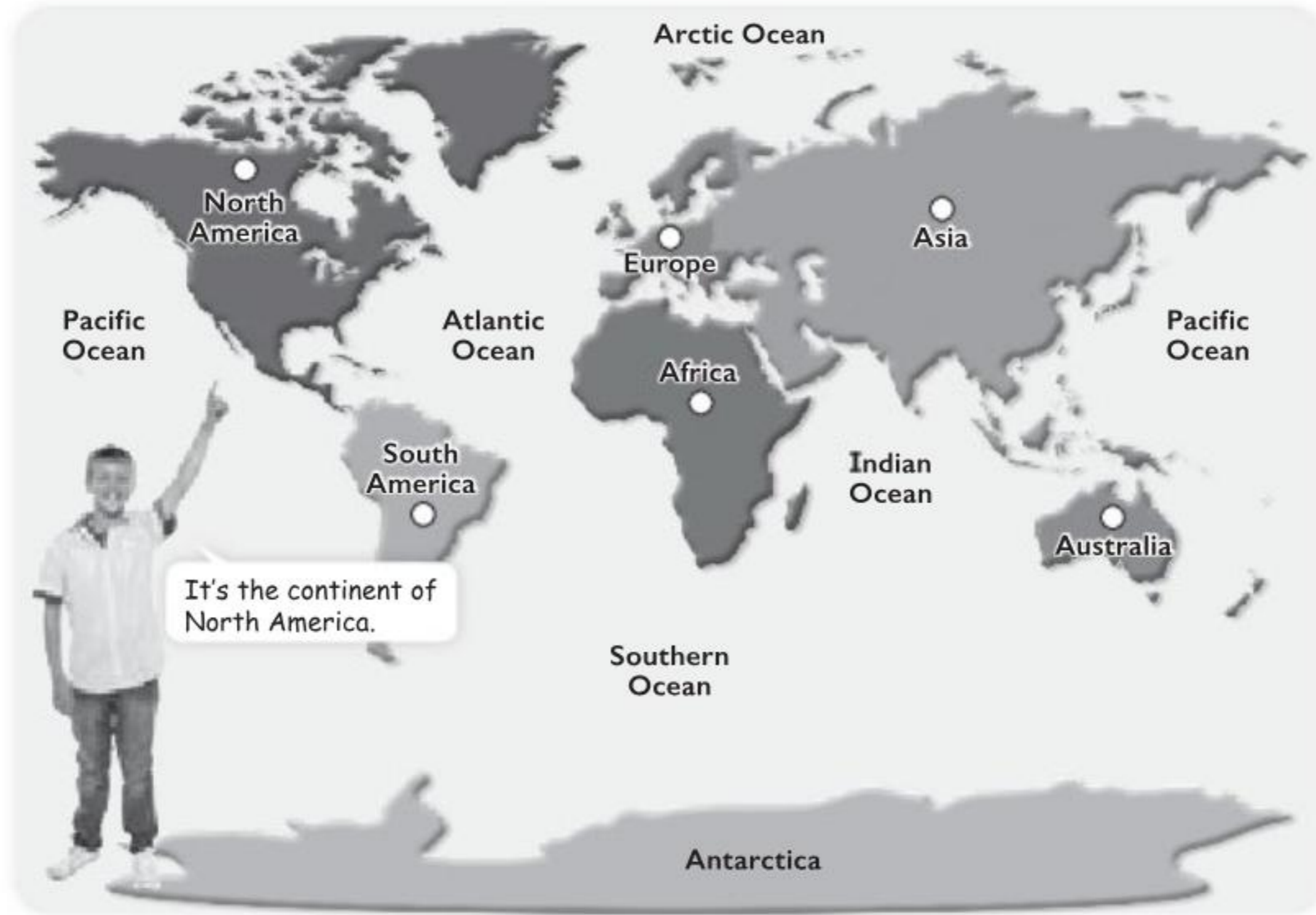


## B Look and match.

1. Europe

2. Asia

3. North America



4. Australia

5. South America

6. Africa

## C Read and match.

1. Hand in your homework.

2. Work with your partner.

3. Share with the class.



# 1 School Supplies

## START STREET

### A Look and match.

1. tape ●

3. chalk ●

5. scissors ●



● 2. glue

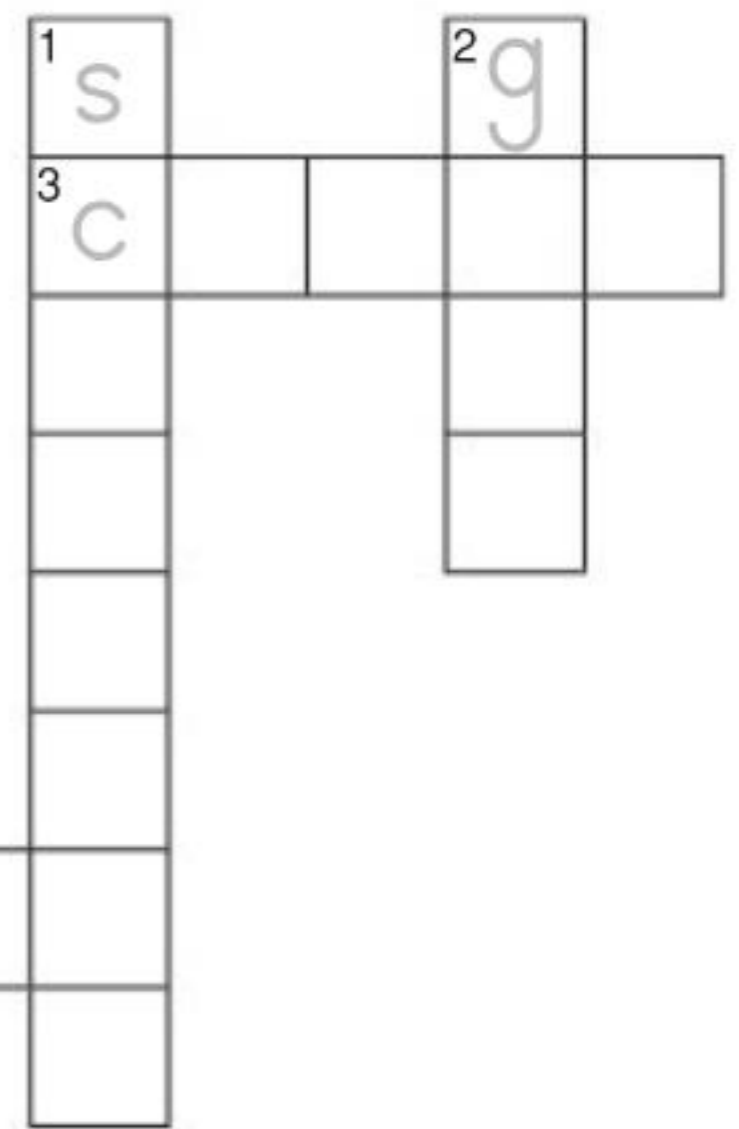
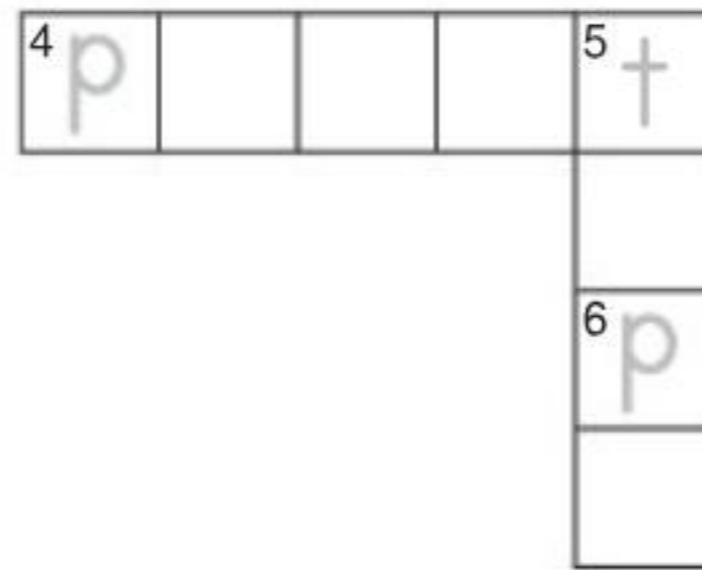
● 4. paper

● 6. paint

### B Look and write.

Across →

Down ↓



### C Say and check (✓). Then act it out.

May I borrow your scissors?

Thanks.

No, thank you.

Sure. Here you are.

# LEARN STREET 1

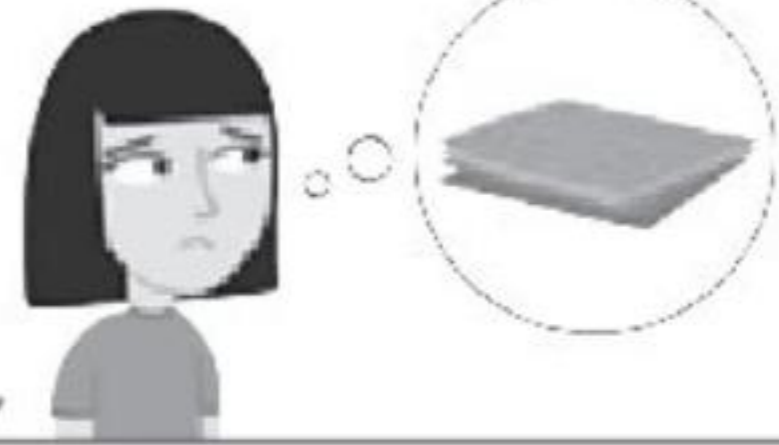
## A Look, read, and circle.

1.



I have  some  glue.  
 any

2.




I don't have  some  paper.  
 any

3.




I  have  some  paint.  
 don't have  any

4.



I  have  some  scissors.  
 don't have  any

## B Look and write.



1. I have some glue.  
I don't have any scissors.

2. I have some \_\_\_\_\_.  
I don't have any \_\_\_\_\_.

3. I have \_\_\_\_\_.  
I don't have \_\_\_\_\_.

4. \_\_\_\_\_  
 \_\_\_\_\_

# LEARN STREET 2

## A Look and match.

1. magnets •



• 2. paper clips

3. staplers •



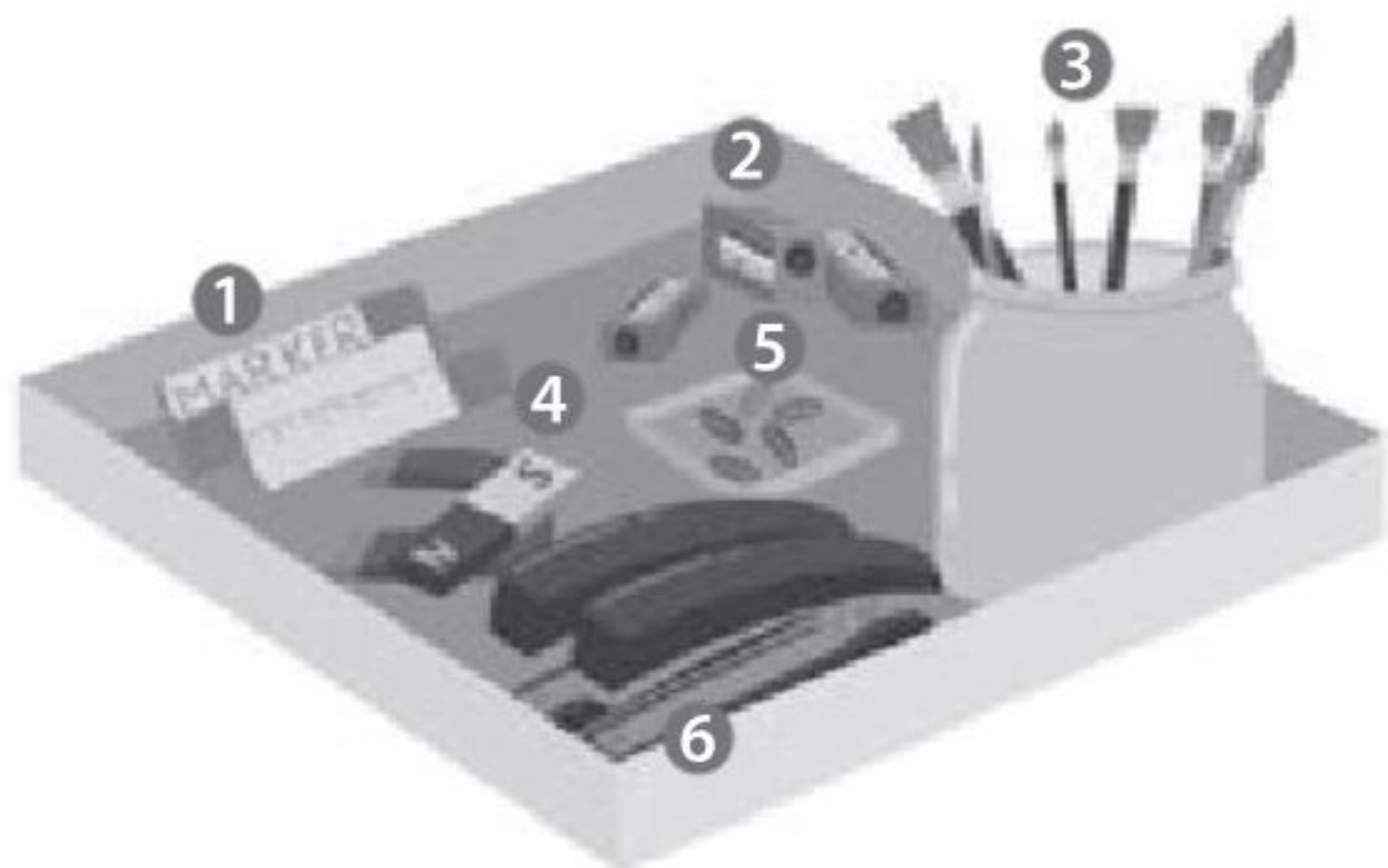
• 4. paintbrushes

5. markers •



• 6. pencil sharpeners

## B Look and write the missing letters.



1. \_\_\_ar\_\_\_ers

2. \_\_\_enc\_\_\_l s\_\_\_ar\_\_\_en\_\_\_rs

3. p\_\_\_i\_\_\_t\_\_\_r\_\_\_s\_\_\_es

4. m\_\_\_gn\_\_\_ts

5. \_\_\_a\_\_\_e\_\_\_c\_\_\_i\_\_\_s

6. s\_\_\_a\_\_\_le\_\_\_s

## C Read, look, and check (✓).

1. Do you have any paper clips?



Yes, I do.

No, I don't.

2. Do you have any staplers?



Yes, I do.

No, I don't.