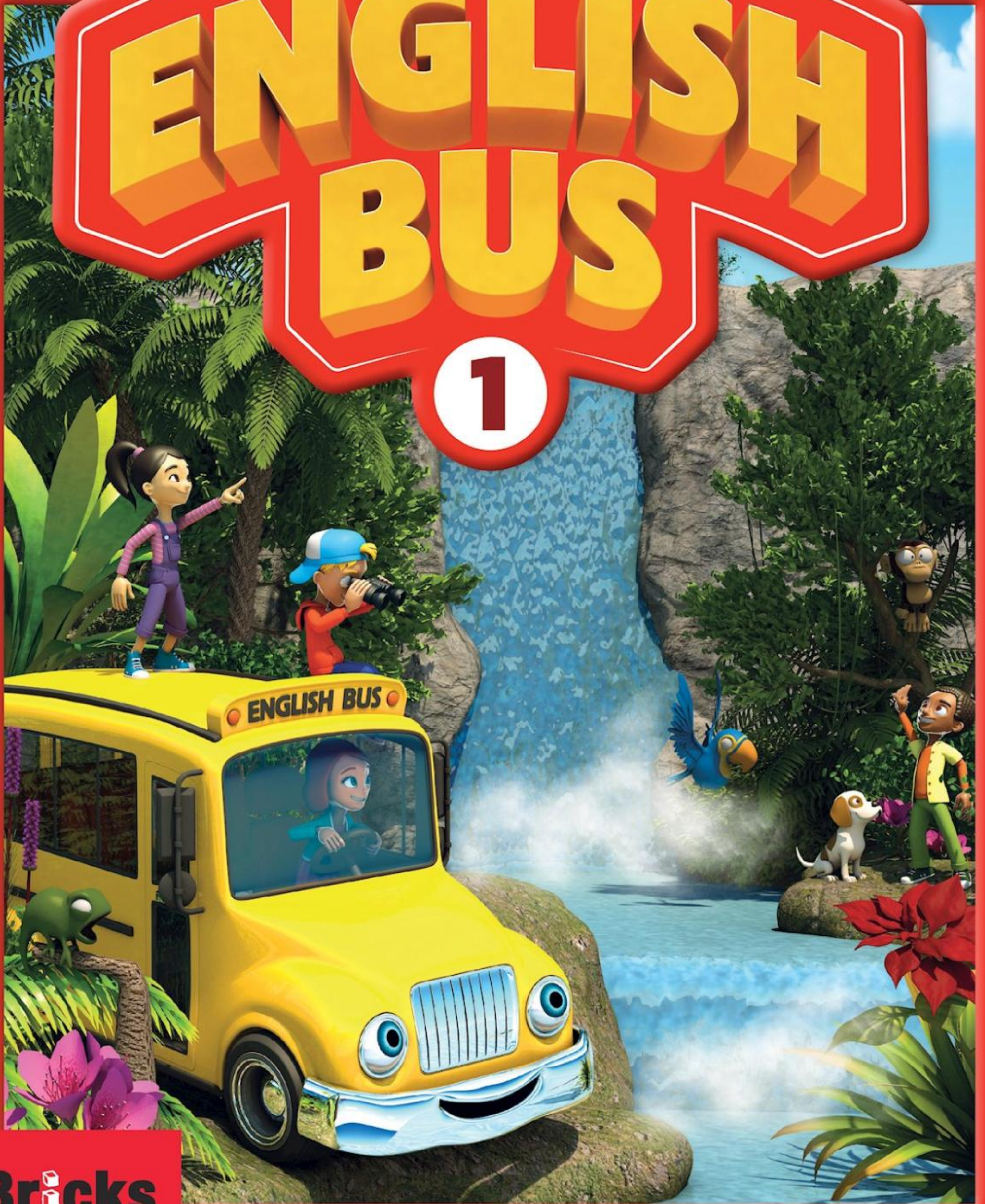


WORKBOOK

ENGLISH BUS

1

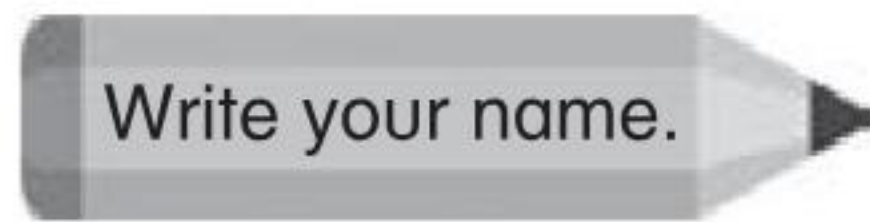


Bricks

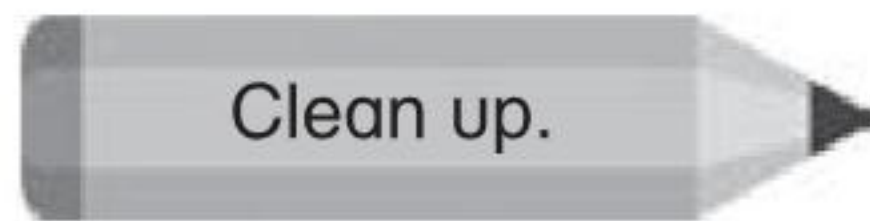
Welcome

A Read, follow the paths, and act.

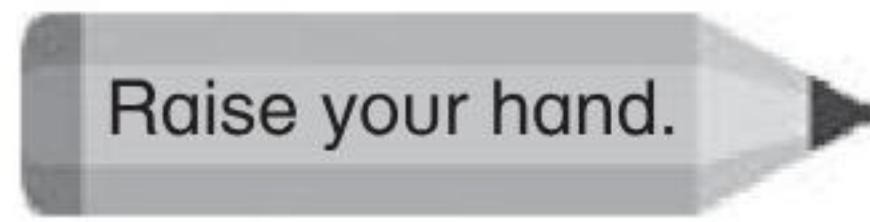
1.



2.



3.



4.



5.



B Read and check (✓).


1.

Close your book.





2.

Stand up.



3.

Make a line.



4.

Come here.



5.


Pay attention.





1 In the Classroom


START STREET


A Look and trace.


1. 
a ruler

2. 
a pencil

3. 
an eraser

4. 
a pen

5. 
a backpack

6. 
a pencil case

B Look and match.

1. an eraser ●

3. a pencil ●

5. a ruler ●

2. a pen ●

4. a backpack ●

6. a pencil case ●



C Say and check (✓). Then act it out.






Hello! How are you?

Fine, thank you.
My name is Terry.









LEARN STREET 1

A Match and say.

1. What is it?  It's  • a pencil. 
2. What is it?  It's  • a ruler. 
3. What is it?  It's  • a pencil case. 

B Look, trace, and write.

a backpack an eraser a pen

1.  What is it?  It's a pen.
2.  What is it?  It's _____.
3.  What is it?  It's _____.

LEARN STREET 2

A Match and trace.

1. a desk ●
2. a crayon ●
3. a marker ●
4. a book ●
5. a chair ●
6. a notebook ●



- a chair
- a book
- a desk
- a notebook
- a marker
- a crayon

B Find and circle.

1.  desk
2.  chair
3.  notebook
4.  book
5.  crayon
6.  marker

