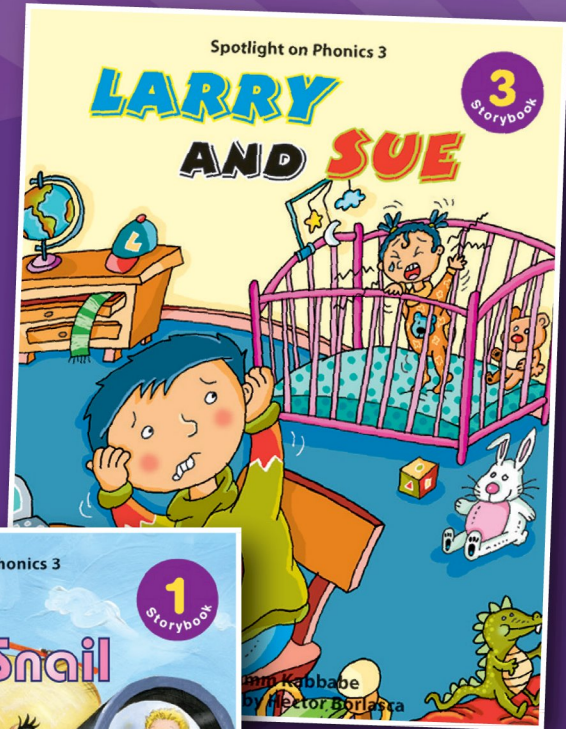



Spotlight on
Phonics
with Storybooks

Story Workbook

Level **3**



Contents



STORYBOOK 1

UNIT 1 STORY	Mail Snail	1
UNIT 2 STORY	The Key for the Honey	6
UNIT 3 STORY	Pie Fight	11
UNIT 4 STORY	Toad, Frog, and Goat	16

STORYBOOK 2

UNIT 5 STORY	Sue in the New School	21
UNIT 6 STORY	The Cat Cook	26
UNIT 7 STORY	The Mouse and the Boy	31
UNIT 8 STORY	Water in My House	36

STORYBOOK 3

UNIT 9 STORY	Larry and Sue	41
UNIT 10 STORY	The Magic Cent	46
UNIT 11 STORY	The Elf Knight	51
UNIT 12 STORY	The Beetles in the Bottle	56

Title _____



Character  _____  _____

Before Reading

PICTURE WALK Answer each question.

1.




Q What does the snail have?

2.




Q Where is the snail?

3.



Q Where is the snail?

4.



Q What does the snail do?

SIGHT WORDS Read and write each sight word.

cannot

cannot

get

get

here

here

with

with

Note For Teachers Help the students read aloud and write each sight word.

During Reading


LONG A SOUNDS Match and complete the word.

1.



p _____

-ail



c _____

2.



m _____

-ay



tr _____

3.



r _____

-ain



h _____

4.



R _____

-ay



sn _____

HIDDEN PICTURES Find the correct picture.

 Find the donkeys on page 1.

 Find the mail on page 2.

 Find Ray on page 3.

 Find the tray on page 4.

 **Note For Teachers** Help the students find the hidden pictures in the storybook.


During Reading

READING COMPREHENSION Read and match.

- A. The mail snail races to the mail train.
- B. Ray gets the mail with a smile.
- C. He hopes to see Ray.
- D. The mail snail rides on the mail tray.




C



 **Note For Teachers** Have the students read and match each sentence to its corresponding picture.

After Reading

STORY SEQUENCING Number each picture in order.



WRITING Complete and write each sentence.

rain tray mail snail

1. The mail _____ has mail for Ray.

2. The mail train races in the _____.

3. The mail _____ has a big sail.

4. "Here is _____ for you, Ray."

Title _____



Character  _____  _____

 _____  _____

Before Reading

PICTURE WALK Answer each question.



Q Who likes tea with honey?



Q What does the bear have?



Q What do they find?



Q What does the seal do?

SIGHT WORDS Read and write each sight word.

bear

bear

laugh at

laugh at

like

like

under

under

Note For Teachers Help the students read aloud and write each sight word.

During Reading

LONG E SOUNDS Match and complete the word.

1.



monk _____

-ey



donk _____

2.



s _____

-ea



st _____

3.



k _____

-eal



p _____

4.



s _____

-ey



hon _____


HIDDEN PICTURES Find the correct picture.

 Find the peas on page 5.

 Find the tea on page 6.

 Find the bear on page 7.

 Find the seal on page 8.

 **Note For Teachers** Help the students find the hidden pictures in the storybook.