




Spotlight on  
**Phonics**  
with Storybooks

# Story Workbook

Level **2**



# Contents



## STORYBOOK 1

UNIT 1 STORY	<b>Where is the Ape</b>	1
UNIT 2 STORY	<b>The Bee in the Jeep</b>	6
UNIT 3 STORY	<b>A Site for a Hive</b>	11
UNIT 4 STORY	<b>Hide the Bone</b>	16


## STORYBOOK 2

UNIT 5 STORY	<b>Duke and a Mule</b>	21
UNIT 6 STORY	<b>Smoke at the Lake</b>	26
UNIT 7 STORY	<b>Clams in Class</b>	31
UNIT 8 STORY	<b>The Brave Frog</b>	36

## STORYBOOK 3

UNIT 9 STORY	<b>The Pink Mask at Camp</b>	41
UNIT 10 STORY	<b>The Gift from the Elf</b>	46
UNIT 11 STORY	<b>Three Sheep in the Cave</b>	51
UNIT 12 STORY	<b>The Lunch for Chick and Duck</b>	56

Title \_\_\_\_\_



Character \_\_\_\_\_



# Before Reading


**PICTURE WALK** Answer each question.

1.



**Q** Where do they race to?

2.



**Q** What is on the cape?

3.



**Q** What is in the lake?

4.



**Q** Who bakes the cake?

**SIGHT WORDS** Read and write each sight word.

at

at

his

his

this

this

we

we

where

where

**Note For Teachers** Help the students read aloud and write each sight word.

# During Reading

**LONG VOWEL A** Write the correct word and match.

cake ape cape wave race cave lace bake

1.



\_\_\_\_\_

-----

\_\_\_\_\_



\_\_\_\_\_

-----

\_\_\_\_\_

2.



\_\_\_\_\_

-----

\_\_\_\_\_



\_\_\_\_\_

-----

\_\_\_\_\_

3.



\_\_\_\_\_

-----

\_\_\_\_\_




\_\_\_\_\_

-----

\_\_\_\_\_

4.



\_\_\_\_\_

-----

\_\_\_\_\_



\_\_\_\_\_

-----

\_\_\_\_\_

**HIDDEN PICTURES** Find the correct picture.

 Find the number 10 on page 1.

 Find the letter M on page 2.

 Find the cave on page 3.

 Find the ape's face on page 4.

 **Note For Teachers** Help the students find the hidden pictures in the storybook.


## During Reading

**READING COMPREHENSION** Read and match.


1. The ape is in the cave.  
He bakes a cake.



2. This is his cape.  
His cape waves at the lake.




3. I race to the lake.  
Where is the ape?







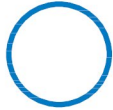
4. This is his lace.  
His lace is in the lake.



 **Note For Teachers** Go through the page with the students and have them complete it on their own.

## After Reading

**STORY SEQUENCING** Number each picture in order.



**WRITING** Complete and write each sentence.

1. I \_\_\_\_\_ to the lake.  
(bake race)

---

---

---

2. His \_\_\_\_\_ waves at the lake.  
(cape lace)

---

---

---

3. His lace is in the \_\_\_\_\_.  
(cave lake)

---

---

---


4. He \_\_\_\_\_ s a cake.  
(bake wave)

---

---

---

Title \_\_\_\_\_



Character  \_\_\_\_\_  \_\_\_\_\_  
 \_\_\_\_\_

# Before Reading

**PICTURE WALK** Answer each question.

1.



**Q** Who is in the jeep?

2.



**Q** Where are the hens?

3.



**Q** Where is the beet?

4.



**Q** Who peeps at the ape?

**SIGHT WORDS** Read and write each sight word.

bee

bee

eat

eat

give

give

oh

oh

see

see

**Note For Teachers** Help the students read aloud and write each sight word.

# During Reading

**LONG VOWEL E** Write the correct word and match.

beep jeep reed seed beet peel heel feet

1.



\_\_\_\_\_  
-----  
\_\_\_\_\_



\_\_\_\_\_  
-----  
\_\_\_\_\_

2.



\_\_\_\_\_  
-----  
\_\_\_\_\_



\_\_\_\_\_  
-----  
\_\_\_\_\_

3.



\_\_\_\_\_  
-----  
\_\_\_\_\_



\_\_\_\_\_  
-----  
\_\_\_\_\_

4.



\_\_\_\_\_  
-----  
\_\_\_\_\_



\_\_\_\_\_  
-----  
\_\_\_\_\_

**HIDDEN PICTURES** Find the correct picture.

 Find **the dog** on page 5.

 Find **the peels** on page 6.

 Find **the beet** on page 7.

 Find **the cape** on page 8.

 **Note For Teachers** Help the students find the hidden pictures in the storybook.