

1

Bricks Writing 150

Paragraph
Writing



E-BOOK



MP3

Bricks

Bricks Writing

150

1

Paragraph Writing



Introduction

Bricks Writing 150 is for high-beginner to intermediate learners familiar with using diverse sentence structures. The series focuses on guiding learners to produce well-structured paragraphs. Each unit features a model text and related writing skills, gradually advancing from basic paragraph comprehension to crafting more advanced sentences. These skills enhance learners' language abilities and allow them to write polished paragraphs. Engaging topics, ranging from personal narratives to non-fiction materials, captivate learners and encourage their immersion in the writing process.

Organization

Step 1 Look & Write Ahead

Using the images, questions, and exercises at the beginning of each unit, learners are able to understand the writing task and become familiar with the core expressions and sentence structures.



1 About Me


Unit GOALS
I will ...
• understand myself
• write a paragraph.

Look!
Hello! My name is Jack.
I am ten years old.

Look!
Where do you think the boy is?
What is he doing?

Write AHEAD
These pictures show information about different people. Look and describe.

1  

2 

3 His name is Tom, and he is _____
4 She enjoys _____
5 He likes to _____
6 play games _____
7 Write three things about yourself.

UNIT 1

MAP IT OUT

Look at the organizer about Nosh. Add your own idea.

About Nosh

Name: Nosh Johnson Age: 10

Hobbies: paint pictures, play basketball, ride a bicycle, listen to music

My hobby: _____

What is your name?
What do you like to do?

My name is Nosh Johnson.
I like to ride a bicycle.

Writing MODEL

Read the model and answer the questions.

Me, Myself, and I

Introduction: Hello, everyone!
Let me introduce myself.
My name is Nosh Johnson.
I'm ten years old.
Body: I like to play basketball with my parents.
I also like to ride a bicycle.
I enjoy staying active and spending time with them.
Conclusion: I'm so happy to meet you!

1 What is the order of the paragraph?
① Introduction - Conclusion - Body
② Introduction - Body - Conclusion

2 What sports does the writer like to play?
- He enjoys basketball.

Focus on Language
Use this to give more information. It comes before the main verb.
I like to dance. I also like to sing.
• She has a cat. She also has a dog.

UNIT 1

Step 2 Map It Out & Writing Model

Learners acquire key expressions and sentences for the writing task with a graphic organizer. The writing model and accompanying questions enable learners to deepen their understanding of the content and paragraph organization.

Scope & Sequence

	Unit	Writing Goals
1	About Me p. 6	<ul style="list-style-type: none">• Write about myself.• Write a paragraph.
2	My Friend p. 14	<ul style="list-style-type: none">• Write about my friend.• Write a topic sentence and details.
3	My Weekend p. 22	<ul style="list-style-type: none">• Write about my weekend.• Write the body of a paragraph.
4	Ocean Animals p. 30	<ul style="list-style-type: none">• Write about ocean animals.• Write the conclusion of a paragraph.
	Writing Project 1 p. 38	
5	Seasons p. 40	<ul style="list-style-type: none">• Write about my favorite season.• Write an opinion and reasons.
6	My Recipe p. 48	<ul style="list-style-type: none">• Write a sandwich recipe.• Write using sequence words to show the order of events.
7	Snacks p. 56	<ul style="list-style-type: none">• Write about my favorite snack.• Use sensory details.
8	Dear Teacher p. 64	<ul style="list-style-type: none">• Write a thank-you letter.• Learn the parts of a letter.
	Writing Project 2 p. 72	
	Appendix : More Examples p. 74	

	Text Type	Writing Skill	Language Skill
	Narrative Writing	Writing a Paragraph	Adverb <i>also</i>
	Descriptive Writing	Topic Sentences and Details	Verb <i>like</i> with gerunds <i>like + verb-ing</i>
	Narrative Writing	The Body of a Paragraph	Frequency adverbs <i>always, usually, sometimes</i>
	Descriptive Writing	The Conclusion of a Paragraph	Adjectives with nouns
	Persuasive Writing	Opinions and Reasons	Modal verb <i>can</i>
	Expository Writing	Sequence Writing	Measure words <i>a slice of, slices of</i>
	Descriptive Writing	Describing with Sensory Details	Preposition <i>like</i>
	Narrative Writing	Writing a Letter	Phrase <i>thank you for -ing</i>

1

About Me

Unit GOALS

I will ...

- write about myself.
- write a paragraph.

Hello! My name is Jack.
I am ten years old.

Look!

Where do you think the boy is?
What is he doing?

Write **AHEAD**

These pictures show information about different people. Look and describe.



- 1** His name is Tom, and he is _____
_____.
- 2** She enjoys _____.
- 3** He likes to _____.

play games nine years old
taking pictures

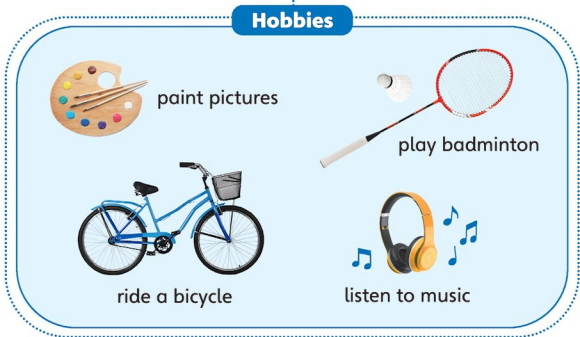
**And
You?**

Write three things about yourself.



Look at the organizer about Noah. Add your own idea.

About Noah



My Hobby



What is your name?
What do you like to do?

My name is **Noah Johnson**.
I like to **ride a bicycle**.