



Bricks

3

Reading

100

E-BOOK

VIDEO

MP3



Bricks

NONFICTION










Bricks Reading 100³










NONFICTION

Bricks

Contents

Integrated Theme	Unit	Title (Subject / Text Type)	Page
 INSECTS	01	A Ladybug's Life  (Life Science / Explanatory Text)	06
	02	Small but Smart Insects  (Life Science / Informational Text)	12
 CLOTHING	03	What to Wear to Work  (Social Studies / Informational Text)	18
	04	Shoes around the World (Social Studies / Descriptive Text)	24
 HUMAN BODY	05	Bones and Muscles (Human Biology / Informational Text)	30
	06	Breathe In and Out  (Human Biology / Explanatory Text)	36
 MUSIC	07	African Musical Instruments  (Social Studies / Descriptive Text)	42
	08	Who Leads an Orchestra? (Social Studies / Informational Text)	48

Integrated Theme	Unit	Title (Subject / Text Type)	Page
HEALTH 	09	Stress Less! (Psychological Science / Expository Text)	54
	10	Don't Catch the Flu!  (Medical Science / Expository Text)	60
	11	Amazing Animal Senses (Life Science / Informational Text)	66
AMAZING ANIMALS 	12	Animals Vote (Life Science / Expository Text)	72
	TRANSPORTATION 	13	Try These Special Rides!  (Social Studies / Informational Text)
14		Future Cars (Social Studies / Informational Text)	84
ADAPTATION 	15	Plants in the Sahara  (Life Science / Informational Text)	90
	16	Animals in the Arctic (Life Science / Informational Text)	96

01 A Ladybug's Life



Ladybugs eat many bad bugs, which helps farmers grow crops. That's why farmers think they are a sign of good luck.

LOOK!

- What are the ladybug eating?

 A bug A seed

NEW WORDS ▶ 02

Listen and repeat. Then trace.



jelly bean




break open



larva



tiny



stick



pupa



spot



lay

▶ 03

A LADYBUG'S LIFE

WATCH!



Are these yellow **jelly beans**?
No, they are ladybug eggs!

It takes a week for the eggs to **break open**.
A **larva** comes out of each egg.
It eats many **tiny insects**.



As the larva grows, its body gets too big for its skin. So the larva changes its skin three times.



EVER WONDER?

A larva eats
350-400 insects
in two weeks!

4



After three weeks, the larva **sticks** to a leaf. It also changes its skin for the fourth time. Then it becomes a **pupa** with a hard shell.

A pupa is yellow or orange with black spots. It doesn't eat or move. After two weeks, the pupa changes into a ladybug!

5



In the spring, a female ladybug **lays** eggs again. This is the life of a ladybug.

quiz!

Before it becomes a pupa, how many times does a ladybug larva change its skin?

CHECK UP

Choose the correct answers.

1 What is the passage mainly about?

- a the job of a ladybug b the life of a ladybug

2 Ladybug eggs are _____.

- a gray b red c yellow

3 What does a ladybug larva look like?



4 What are the 4 stages of a ladybug's life cycle?

- a Egg → Pupa → Larva → Ladybug
b Egg → Larva → Pupa → Ladybug
c Ladybug → Pupa → Larva → Egg

Fill in the blanks to complete the sentences.



A larva changes its _____.

skin | fur



A pupa has black _____ on its shell.

wings | spots



A female ladybug _____ eggs.

lays | breaks open

SUM UP

ORGANIZE Read and number in order from 1 to 6.

From an Egg to a Ladybug!

The larva changes its skin three times as it grows.

1

In spring, a ladybug lays eggs.

After three weeks, the larva sticks to a leaf.

After a week, a larva comes out of each egg.

The larva changes its skin for the fourth time and becomes a pupa.

After two weeks, the pupa changes into a ladybug.



RETELL Complete the conversation with the information above.



What is the life cycle of a ladybug?

First, a ladybug lays _____.

Next, _____ comes out of each egg.

Then, the larva _____.

It becomes _____.

The pupa _____.

