

# Bricks

3

# Reading

60



**Bricks**

Workbook



# Contents

<b>Unit 1</b>	<b>Dan's Robotics Club</b> .....	<b>04</b>
	Science	
<b>Unit 2</b>	<b>Getting Dressed!</b> .....	<b>06</b>
	Social Studies	
<b>Unit 3</b>	<b>A Special Lunch</b> .....	<b>08</b>
	Social Studies	
<b>Unit 4</b>	<b>At Alien School</b> .....	<b>10</b>
	Science	
<b>Unit 5</b>	<b>A Perfect Gift</b> .....	<b>12</b>
	Social Studies	
<b>Unit 6</b>	<b>Camping with Dad</b> .....	<b>14</b>
	Social Studies	
<b>Unit 7</b>	<b>Thanks, Carlo!</b> .....	<b>16</b>
	Social Studies	
<b>Unit 8</b>	<b>A Spider Diary</b> .....	<b>18</b>
	Science	





**Unit 9** In a Magic Forest ..... 20

Literature

**Unit 10** Adding Words ..... 22

Language Arts

**Unit 11** A Potluck Party ..... 24

Social Studies

**Unit 12** Oops, Ann! ..... 26

Physical Education

**Unit 13** Mike, the Great Vet ..... 28

Social Studies

**Unit 14** Flies on the Ceiling ..... 30

Math

**Unit 15** Hungry Bronty ..... 32

Science



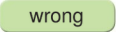


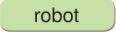


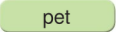





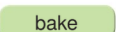


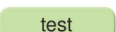
**Unit 16** A Pumpkin Seed Peacock ..... 34

Art









## Word Check

A Match and fill in the word shapes.

1.   
2.   
3.   
4.   
5.   
6.   

B Unscramble and write the words.

1. The  \_\_\_\_\_ can walk.  

2. Mom  \_\_\_\_\_ s cookies.  

3. That answer is  \_\_\_\_\_.  


**C** Look, read, and check the correct sentences.

1.



- Amy has a pet dog.  
 Amy has a toy robot.

2.



- A dog barks at a bird.  
 A dog wags his tail.

3.



- Molly takes a spelling test.  
 Molly takes her birthday gift.

## Sentence Check

Unscramble and write the sentences.

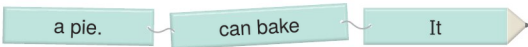
1.



---

---

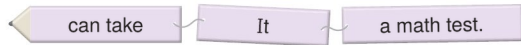
2.



---

---

3.



---

---

## Word Check

A Erase TWO letters and write.

closet pick dress put on skunk suit

1.

~~put on~~

---

---

2.



ddresse

---

---

3.



suiity

---

---

4.



skhunkj

---

---

5.



wpickr

---

---

6.



closeset

---

---

B Read and complete the words.

1. Paul hides in the



c \_ \_ \_ s \_ \_ t.

2. The boy wears a



s \_ \_ \_ \_ \_ .

3. The



\_ \_ \_ \_ un \_ \_ smells bad.

**C Match the pictures with the sentences.**

1.



• Lucy picks a book.

2.



• Dan can put on his shirt.

3.

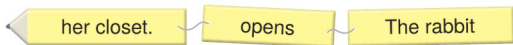


• My dad buys me a new dress.

## Sentence Check

Unscramble and write the sentences.

1.



---

---

---

2.

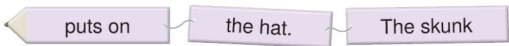


---

---

---

3.







---

---

---

## Word Check

## A Match and complete the words.

1.   o  gh •
2.     •
3.  sp  e   •
4.   v   •
5.    ee  e •
6.   i   a •

## B Circle and write the correct words.

1. We eat  \_\_\_\_\_ for dinner.  
 spaghetti  pizza

2. Kyle buys some  \_\_\_\_\_.  
 cheese  bread

3. Andy  \_\_\_\_\_ butter.  
 spreads  swims

**C** Look, choose, and complete the sentences.

pan    oven    dough

1.



The chef makes the \_\_\_\_\_ for pizza.

2.



My dad washes the \_\_\_\_\_.

3.

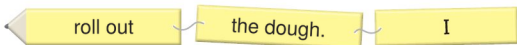


The \_\_\_\_\_ is so hot.

## Sentence Check

Unscramble and write the sentences.

1.



---

---

---

2.

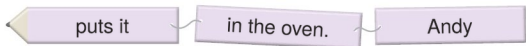


---

---

---

3.





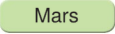


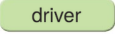


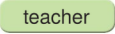


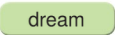


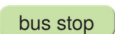


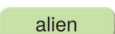
---

---






---

## Word Check

## A Match and fill in the word shapes.

1.   • 
2.   • 
3.   • 
4.   • 
5.   • 
6.   • 

## B Unscramble and write the words.

1. Mr. Robin is a bus  \_\_\_\_\_  

2. I see an  \_\_\_\_\_ in my dream.  

3. Sarah stands at the  \_\_\_\_\_  
