

Bricks

2

ELT Grammar

STARTER

It is very slow.



Rabbits eat carrots.



There is an apple.



This is my globe.



ARTICLES POSSESSIVES PRESENT CONTINUOUS



The giraffe is taller than the rhino.



She is dancing.



E-BOOK



MP3

Bricks

Bricks

ELT Grammar

STARTER

2

CONTENTS



Welcome

6

UNIT
01

Singular and Plural Nouns

8

UNIT
02

Count and Noncount Nouns

12

UNIT
03

Some and Any

16

UNIT
04

Articles

20

Review 1 UNITS 01–04

24

UNIT
05

Present Simple *The Verb Be*

26

UNIT
06

Present Simple *Affirmatives*

30

UNIT
07

Present Simple *Negatives*

34

UNIT
08

Present Simple *Yes / No Questions*

38

UNIT
09

Present Simple *Wh- Questions*

42

Review 2 UNITS 05–09

46

Midterm Test UNITS 01–09

48





UNIT 10	Present Continuous Affirmatives	52
UNIT 11	Present Continuous Negatives	56
UNIT 12	Present Continuous Yes / No Questions	60
UNIT 13	Demonstratives and Possessives	64

Review 3 UNITS 10–13 68

UNIT 14	Adjectives	70
UNIT 15	Comparatives	74
UNIT 16	Prepositions of Place	78
UNIT 17	Modal Verbs for Permission	82
UNIT 18	Imperatives	86



Review 4 UNITS 14–18 90

Final Test UNITS 10–18 92

Grammar Charts 96

Let's Learn Words & Sentences

Words	Sentences

Let's Practice

A Check the complete sentences.

1 birds in the sky
 Birds fly in the sky.

2 The green apple
 The apple is green.

3 Jake drinks milk.
 drinks milk

4 sing a song
 Mary sings a song.

B Read and write S or N.

S = sentence N = not a sentence

- 1 a gray rabbit _____ N _____
 3 turtles in the sea _____
 5 The tree is tall. _____
 7 Finn a truck _____

- 2 I have a gray rabbit. _____
 4 Turtles swim in the sea. _____
 6 The tall tree _____
 8 Finn drives a truck. _____

Let's Learn Parts of a Sentence

Jason **has a dog** .
 naming part → → telling part

They **walk together** .
 naming part → → telling part



Let's Practice

A Look and check.

1




She is Emily.

Emily is a doctor.

Naming Part Telling Part



2



Ostriches have long legs.

They run fast.



3



Betty and I go to school.

We like our school.



B Circle the naming parts and underline the telling parts.

Oliver wants to be a pilot.

He gets on his airplane.

His cat turns on the fan.

He is ready to fly!



Let's Learn **Singular & Plural Nouns**

	Singular Nouns → Plural Nouns		
+ -s	a book → books	an ant → ants	an apple → apples
+ -es	a box → boxes	a bus → buses	a dress → dresses
	a watch → watches	a dish → dishes	a potato → potatoes
y + -ies	a baby → babies	a puppy → puppies	a cherry → cherries
f(e) + -ves	a wolf → wolves	a leaf → leaves	a knife → knives
irregular	a man → men	a foot → feet	a mouse → mice



Tip Use **an** before words that begin with vowel sounds: *a, e, i, o, u*

A Look, listen, and say. 🔊

1



It's **an** egg.



They're **eggs**.

2



It's **a** tomato.



They're **tomatoes**.

3



It's **a** butterfly.



They're **butterflies**.

4



It's **a** knife.



They're **knives**.

5



It's **a** foot.



They're **feet**.

6



It's **a** mouse.



They're **mice**.

Let's Practice

B Look and circle.

1



It's a puppy.
puppies.

2



They're an ant.
ants.

3



They're a foot.
feet.

4



It's knives.
a knife.

5



It's a potato.
potatoes.

6



They're a wolf.
wolves.

C Look, match, and write.

1



It's a strawberry.



They're _____.

2



It's _____ apple.



They're _____.

3



It's _____ box.



They're strawberries.

4



It's _____ mouse.



They're _____.

5




It's _____ leaf.



They're _____.

D Circle, write, and check.

1 They're tomatoes.
(a tomato | tomatoes)



2 They're _____.
(a bus | buses)



3 It's _____.
(an onion | onions)




4 They're _____.
(a man | men)



Let's Write!

Look and complete with the correct forms of the nouns.



- leaf mouse farmer
- box dog butterfly

- 1 I see leaves.
- 2 I see _____.
- 3 I see _____.
- 4 I _____.
- 5 I _____.
- 6 _____.