

Bricks

2

ELT Grammar

STARTER



Rabbits eat carrots.



There is an apple.



This is my globe.



ARTICLES POSSESSIVES PRESENT CONTINUOUS



She is dancing.



The giraffe is taller than the rhino.



International Workbook

Bricks

CONTENTS



UNIT 01	Singular and Plural Nouns	4
UNIT 02	Count and Noncount Nouns	7
UNIT 03	Some and Any	10
UNIT 04	Articles	13
UNIT 05	Present Simple <i>The Verb Be</i>	16
UNIT 06	Present Simple <i>Affirmatives</i>	19
UNIT 07	Present Simple <i>Negatives</i>	22
UNIT 08	Present Simple <i>Yes / No Questions</i>	25
UNIT 09	Present Simple <i>Wh- Questions</i>	28





UNIT 10	Present Continuous Affirmatives	31
UNIT 11	Present Continuous Negatives	34
UNIT 12	Present Continuous Yes / No Questions	37
UNIT 13	Demonstratives and Possessives	40
UNIT 14	Adjectives	43
UNIT 15	Comparatives	46
UNIT 16	Prepositions of Place	49
UNIT 17	Modal Verbs for Permission	52
UNIT 18	Imperatives	55



Let's Learn Singular & Plural Nouns

1 A **singular noun** names one person, thing, or place. Singular nouns are usually used with **a** or **an**.

a cata bookan antan umbrella






2 A **plural noun** names two or more people, things, or places. We usually add **-s** or **-es** to the end of nouns to make plurals.

Singular Nouns → Plural Nouns






most nouns: + -s	a book → books	an ant → ants	an apple → apples
-x, -s, -ch, -sh, -o: + -es	a box → boxes	a bus → buses	a dress → dresses
	a watch → watches	a dish → dishes	a potato → potatoes
a consonant + y: y + -ies	a baby → babies	a puppy → puppies	a berry → berries
-f, -fe: f(e) + -ves	a wolf → wolves	a knife → knives	a leaf → leaves
irregular nouns	a man → men	a foot → feet	a mouse → mice

Let's Practice











A Look and write the singular or plural forms of the nouns.

- 1  They're knives.
knife
- 2  It's _____.
bus
- 3  It's _____.
egg
- 4  They're _____.
butterfly
- 5  They're _____.
tomato
- 6  It's _____.
foot

B Look, match, and write.

1		They're It's	a potato. potatoes.	It's a potato. _____
2		They're It's	a wolf. wolves.	_____ _____
3		They're She's	a baby. babies.	_____ _____
4		They're He's	a man. men.	_____ _____
5		They're It's	onions. an onion.	_____ _____

C Look and write the correct sentences.

1	 It's a leaf.	→		They're leaves. _____
2	 _____	→		They're strawberries. _____
3	 It's a box.	→		_____ _____
4	 _____	→		They're apples. _____
5	 It's a mouse.	→		_____ _____

A Look, circle, and write the sentences.

1 They're (a foot | feet).

→ They're feet.



2 It's (an ant | ants).

→ _____



3 I see (a watch | watches).

→ _____



4 I see (a mouse | mice).

→ _____



5 (They're | It's) a knife.

→ _____



6 They're (babies | a baby).

→ _____



B Correct the underlined words.



It's boxes.

a box




They're dish.



I see men.



It's a egg.



I see a puppy.



They're potatos.

Let's Learn **Count & Noncount Nouns**

- 1 We can count some nouns. We cannot count other nouns.
- 2 We can count **count nouns** with numbers. They have singular or plural forms.
- 3 We cannot count **noncount nouns** with numbers. They don't have plural forms and cannot be used with **a** or **an**.

milk (O)

a milk (X)

milks (X)

Count Nouns	Singular	a dog	an ax	a butterfly	a child
	Plural	dogs	axes	butterflies	children
Noncount Nouns	used without a/an, no plural forms	milk water	salt rice	bread cheese	money homework

Let's Practice

A Look and write the nouns in the correct boxes.



rice



milk



an onion



cheese



tomatoes



mice



money



a child



cherries



meat

Count Nouns

Noncount Nouns

B Look, choose, and write the correct forms.

butterfly

salt

carrot

cat

puppy

money

1



He has a puppy.

2



We like _____.

3



He wants _____.

4



I have _____.

5



It has _____.

6



She wants _____.

C Correct the underlined words and rewrite the sentences.



1 Ben does his homeworks.

➔ Ben does his homework.



2 I want a orange.

➔ _____



3 They like breads.

➔ _____



4 The farmer has potato.


➔ _____





5 The baby wants milks.

➔ _____


A Look and check the correct sentences.


- 1  I see a tomato.
 I see tomatoes.
 I see tomato.

- 2  I see butterflies.
 I see a butterfly.
 I see butterfly.


- 3  She wants a rice.
 She wants rice.
 She wants rices.


- 4  He wants a water.
 He wants waters.
 He wants water.


- 5  I have carrots.
 I have a carrot.
 I have carrot.


- 6  They're watches.
 They're watch.
 They're a watch.


B Look, circle, and write.

- 7  They're _____.
foots | feet

- 8  It has _____.
cheese | a cheese

- 9  They're _____.
leafs | leaves

- 10  I want _____.
a money | money

- 11  I see _____.
a baby | babies

- 12  I see _____.
a wolf | wolves

Let's Learn **Some & Any**

1 We use **some** or **any** when we don't know the exact amount of something.

2 **Some** and **any** can come before plural count nouns or noncount nouns.
They cannot be used before singular count nouns.

some apples (O) some water (O) some apple (X)
any books (O) any juice (O) any book (X)

3 **Some** is used in affirmative sentences. **Any** is used in negative sentences.

I have **some** books. I don't have **any** books.

	Affirmatives	Negatives
Plural Count Nouns	I have some apples.	I don't have any peaches.
Noncount Nouns	There is some sugar.	There isn't any salt.

Let's Practice

A Look and write **some** or **any**.



In the fridge...

- There are _____ eggs.
- There is _____ water.
- There aren't _____ tomatoes.
- There are _____ peaches.
- There is _____ meat.
- There isn't _____ cheese.