

Bricks

1

ELT Grammar

STARTER

It is an airplane.



The bear is hungry.

This is a juicy pineapple.



The iguana is green.



The kite is in the sky.



This is a pencil.



NOUNS PRONOUNS ADJECTIVES ARTICLES

This is my dog.



Bricks

Workbook

CONTENTS



UNIT 01	Nouns	4
UNIT 02	Singular and Plural Nouns	7
UNIT 03	Pronouns	10
UNIT 04	Pronouns + The Verb <i>Be</i>	13
UNIT 05	The Verb <i>Be</i> <i>Negatives</i>	16
UNIT 06	The Verb <i>Be</i> <i>Yes / No Questions</i>	19
UNIT 07	Demonstratives	22
UNIT 08	Possessives	25
UNIT 09	Wh- Questions <i>with The Verb Be</i>	28





UNIT 10	Present Simple Affirmatives	31
UNIT 11	Present Simple Negatives	34
UNIT 12	Present Simple Yes / No Questions	37
UNIT 13	Adjectives	40
UNIT 14	Articles	43
UNIT 15	Prepositions of Place	46
UNIT 16	There Is / There Are	49
UNIT 17	Can for Ability	52
UNIT 18	Can ...? Yes / No Questions	55



Let's Learn 명사

1 명사: 사람(person), 사물(thing), 장소(place)의 이름을 명사(noun)라고 한다.


사람 People	사물 Things	장소 Places
 boy  doctor	 hat  car	 park  zoo
 student  Tom	 bird  ant	 school  London

2 고유명사: 특정한 사람이나 장소의 이름을 고유명사(proper noun)라 한다. 고유명사의 첫 글자는 대문자로 쓴다.
Tom, Mary, Dr. Smith, London, France

Let's Practice


A Look, read, and match.

1




park

2




car

3



Jenny

4




London

People

Things


Places

5




doctor

6




zoo

7



bird

8




book


B Look and check.

1  school
 park
 tree

2  girl
 boy
 bear

3  ball
 Mary
 hat

4  zoo
 ant
 car

5  Dr. Smith
 London
 zoo

6  book
 ant
 bear

C Look, choose, and write.

ball student London Brian tree barn

1 

 barn

2 

3 


4 


5 


6 


A Look and complete the crossword puzzle.

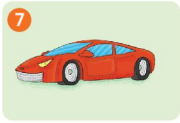
Down ↓

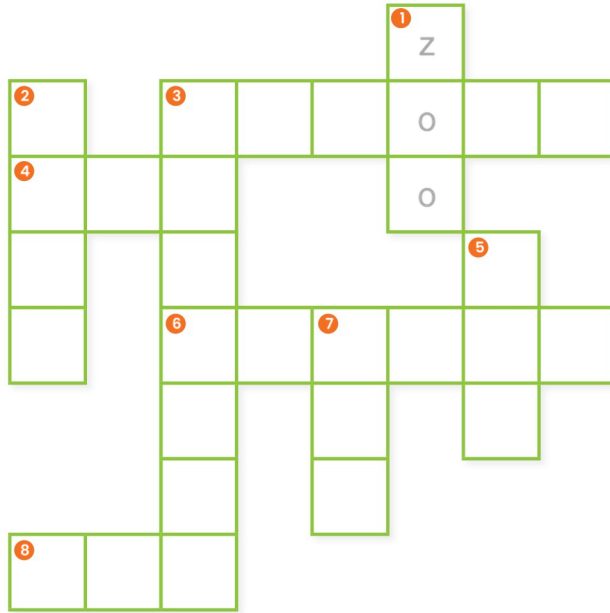
1 

2 


3 


5 


7 




Across →

3 

4 

6 

8 

B Look above and fill the boxes.

People

Things

Places

ZOO

Let's Learn 단수명사와 복수명사

- 1 사물이 하나일 땐 **단수명사**(singular noun), 여러 개일 땐 **복수명사**(plural noun)를 쓴다.
- 2 단수명사일 땐 명사 앞에 **a** 또는 **an**을 쓰고, 복수명사일 땐 명사 뒤에 **-s** 또는 **-es**를 붙인다.


단수명사 Singular Nouns		복수명사 Plural Nouns			
a + 자음	an + 모음 (a, e, i, o, u)	명사 + -s		명사 + -es	
a cat	an ant	ant	→ ants	fox	→ foxes
a book	an egg	dog	→ dogs	bus	→ buses
a pen	an igloo	apple	→ apples	tomato	→ tomatoes
a bus	an orange	pen	→ pens	brush	→ brushes
a fox	an umbrella	egg	→ eggs	peach	→ peaches

Tip -x, -s, -o, -sh, -ch 로 끝나는 명사에는 -es를 붙인다.


Let's Practice

A Look and write with a or an.


1  brush
→ _____


2  elephant
→ _____


3  egg
→ _____

4  peach
→ _____

5  girl
→ _____

6  ant
→ _____

7  pencil
→ _____

8  orange
→ _____

B Look, match, and write the plural forms of the nouns.


- 1  a box 2  a watch 3  an apple 4  a bus 5  a tree 6  a bird

-s

-es

boxes


C Look, check, and write.

1  brushes
 brushes


I have _____ brushes _____.

2  a fox
 foxes


I see _____.

3  a ant
 an ant

I see _____.

4  dogs
 a dog

I have _____.

5  a potato
 potatoes

I have _____.

6  a bus
 buses

I see _____.

A Look and circle.

1



I see (a car | cars).

2



I see (mary | Mary).

3



I have (an | a) watch.

4



I see a (Park | park).

5



I see (dishes | a dish).

6



I see (Dr. smith | Dr. Smith).

B Correct the underlined words.

7



I see students.

a student

8



I see france.

9



I see a umbrella.

10



I see a girl.

11



I see brian.

12



I see airplanes.

Let's Learn 대명사

1 대명사(pronoun)는 명사(noun) 대신 사용하는 말이다.

Tim → **he** a girl → **she** Tom and I → **we**
 a cat → **it** you and Sally → **you** Jim and Mary → **they**

2 대명사의 종류: 사람을 가리키는 대명사에는 **I, you, she, he, we, they**가 있고, 사물과 장소를 나타내는 대명사로는 **it, they**가 있다.

	사람 People				사물/장소 Things & Places
단수 Singular	I 나	you 너	she 그녀	he 그	it 그것
복수 Plural	we 우리	you 너희들	they 그들		they 그것들

Let's Practice

A Look and write the correct pronouns.

1



students → they

2



Mary → _____

3



Jen and I → _____

4



a book → _____

5



You and Ken → _____

6



Brian → _____