

Free Interactive App
with Voice Recognition



from Dialog to Speech

SPEAK UP



2

A*List



I'm Julie.
My birthday is on August 20th.
I am 138 cm tall.
I like taking care of animals.
When I grow up, I want to
be a vet.



I'm Martin.
My birthday is on May 1st.
I am 150 cm tall.
I like learning about dinosaurs.
When I grow up, I want to
be a scientist.




I'm Leo.
My birthday is on April 21st.
I am 136 cm tall.
I like fixing things.
When I grow up, I want to
invent a time machine.

I'm Chris.
My birthday is on February 8th.
I am 140 cm tall.
I like helping people in need.
When I grow up, I want to
work for the UN.



Introduce Yourself.



Draw yourself.



Unit Components

UNIT
01
My Secret Recipe

Listen and stick. Then act it out. 18:02-04

3X Listen!

1. Listen and stick. Then act it out. 18:02-04

2. What do we need for an apple pie?

3. We need some butter.

4. Now we're all set. How many apples do we have?

5. Huh? We have only two apples.

All Ears!

18:05

What do we need for an apple pie?

How many apples do we have?

Sentences

Listen and practice. 18:06-09

1. What do we need for an apple pie?

We need apples.

2. How many apples do we have?

We have two apples.

Four-panel cartoon at the beginning of every unit is designed to introduce the students to the key themes and language structures that appear throughout the following parts of the unit. The stories about the main characters' daily lives appeal to students as the stories reflect children's real lives.

All Ears! helps students recognize and practice accurate pronunciation. It also helps students fluently speak with the proper stresses, intonation, and linking sounds.

Sentences provides two useful expressions for speech. Students learn how to apply new vocabulary and sentence structures through drilling exercises for authentic conversation.

Conversations

Listen and choose. Then repeat and shadow. 19:10-12

3X Listen!

1. Listen and choose. Then repeat and shadow. 19:10-12

2. Make YOUR OWN story. Then role-play.

Practice with your friend.

1. chicken soup

2. some chicken, carrots, and onions

3. carrots

4. two carrots

5. Chop the chicken, carrots, and onions. —boil them

Role-Play

Make YOUR OWN story. Then role-play.

You: Martin, let's make

Oh, sounds great! What do we need for it?

You: We need and

How many do we need?

You: We need

Then how do you make it?

You: , Then . It's easy!

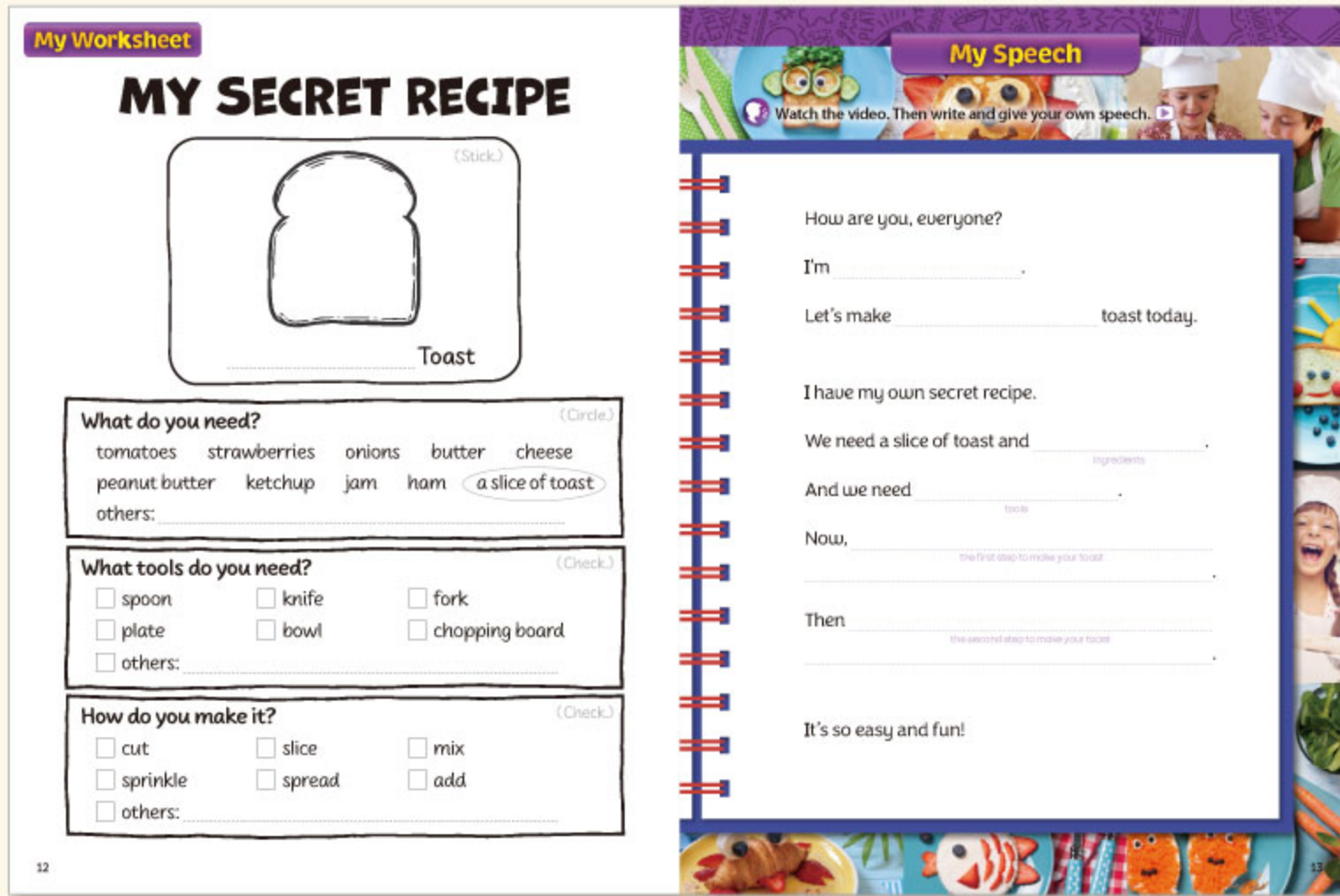
Words

a salad, a cheese sandwich, orange juice, mashed potatoes, fruits, cheese, sliced bread, oranges, butter, vegetables, sliced bread, potatoes, out, chop, slice, mash, peel, spread, add, mix, squeeze, pour, boil, bake

Conversations is a role-playing activity that provides simple dialogs to practice the key expressions in each unit. Students enhance their speaking skills through role-playing, especially when they alternate roles. The picture beside each dialog helps students visualize the situation so they understand the context. Additional vocabulary can be substituted for the highlighted areas in the dialog to encourage students to use the target expressions in similar but different situations.

Words provides useful words and expressions that closely relate to the main topic.

Role-Play gives students a chance to practice a personalized conversation with previously learned expressions and additional vocabulary. Once students have rehearsed, they enjoy coming to the front of the class in pairs to role-play their conversations.



My Worksheet trains students to activate latent English knowledge from their previous studies and to organize their ideas. This section helps students compose a personalized speech with various logical frames. This allows them to become a more confident and eloquent presenter.

My Speech assists students in creating a script relevant to themselves based on My Worksheet. They will be encouraged to perform their speech in front of the class, which provides valuable experience for developing presentation skills.

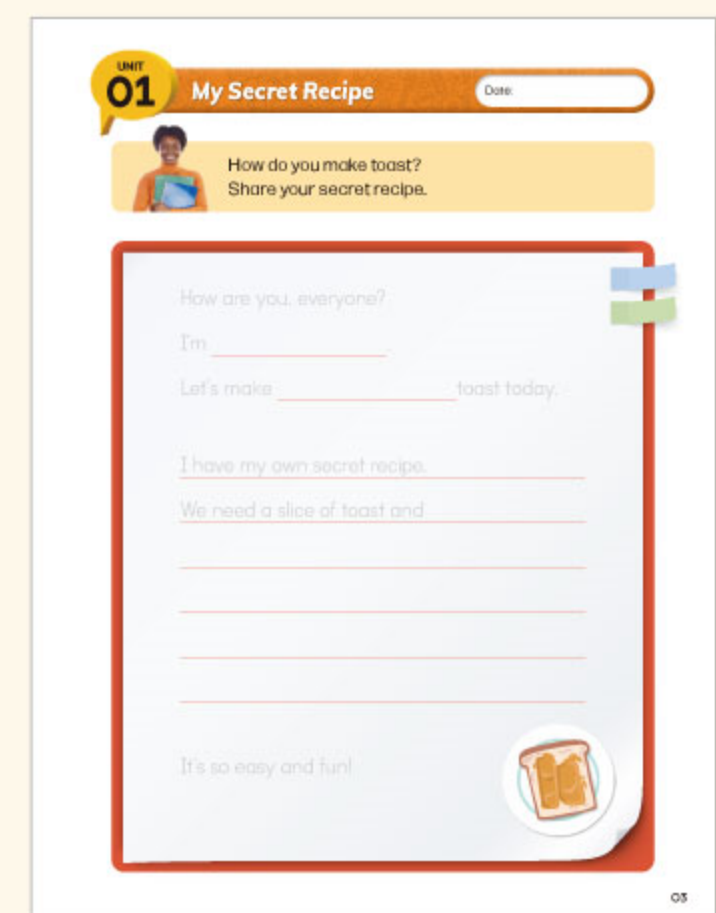


Board Game reviews the key expressions of the previous five units. This gives students abundant opportunities for actual practice in speaking while being exposed once more to the main topics and the key expressions.



App
Free Interactive App with Voice Recognition

Portfolio encourages students to present their own stories using the expressions that they have learned.



CONTENTS

UNIT 1	My Secret Recipe	08
	Speech Task Talk about food and cooking.	
	My Speech My Secret Recipe	
UNIT 2	My Special Event	14
	Speech Task Invite people to events.	
	My Speech Birthday Invitation	
UNIT 3	A Birthday Gift	20
	Speech Task Buy a gift for a friend.	
	My Speech Who Is Your Best Friend?	
UNIT 4	My Animal Report	26
	Speech Task Describe animal pictures and facts.	
	My Speech Animal Fact Cards	
UNIT 5	My Dream Job	32
	Speech Task Talk about dream jobs.	
	My Speech My Dream Job	
REVIEW	Board Game	38

UNIT 6	My Neighborhood	40
	Speech Task Talk about locations.	
	My Speech My Neighborhood	
UNIT 7	Giving Directions	46
	Speech Task Ask for and give directions.	
	My Speech Giving Directions	
UNIT 8	Safety Rules	52
	Speech Task Talk about seasonal safety tips.	
	My Speech Safety Rules	
UNIT 9	Problems and Solutions	58
	Speech Task Talk about problems and solutions.	
	My Speech My Solutions	
UNIT 10	Yesterday and Today	64
	Speech Task Talk about the past.	
	My Speech When I Was Little	
REVIEW	Board Game	70
REVIEW WORKSHEETS	Speaking Cards & Spin the Wheel	