



Little Star

Teacher's Guide



LANGUAGE
WORLD

Contents

Scope & Sequence	4
Introduction	6
Little Star Song	8
ABC Song	9
Greeting Song & Goodbye Song	10
Unit 1 School and Its Places	11
Unit 2 Community	25
Unit 3 Feelings	39
Unit 4 Healthy Habits	53
Unit 5 Animals on a Farm	67
Unit 6 How I Grow and Change	81
Track List	95

Scope & Sequence

Unit 1 School and Its Places

Vocabulary	Sentences & Conversation	Alphabet Letters & Words	Color	Math
bathroom classroom play playground read wash	A: What is this place? B: It's a playground. A: What do you do in the playground? B: We play in the playground.	Aa apple Bb bee Cc cat Dd desk	brown green	numbers 1, 2, 3 one two three
Value Poster				
We stand in a line in the bathroom!				
My Storybook				
I go to school!				

Unit 2 Community

Vocabulary	Sentences & Conversation	Alphabet Letters & Words	Color	Math
doctor driver firefighter nurse police officer teacher	A: Who is this? B: This is a firefighter. A: What does a firefighter do? B: A firefighter puts out fires.	Ee egg Ff fish Gg gate Hh hat	blue red yellow	numbers 1, 2, 3 one two three
Value Poster				
We follow traffic lights!				
My Storybook				
People that help us!				

Unit 3 Feelings

Vocabulary	Sentences & Conversation	Alphabet Letters & Words	Color	Math
angry happy hungry sad sleepy tired	A: How do they feel? B: He/She feels happy. A: When do you feel happy? B: When I play with friends, I feel happy.	Ii igloo Jj jar Kk king Ll lion	brown green pink	numbers 4, 5, 6 four five six
Value Poster				
We get feelings!				
My Storybook				
I feel!				

Unit 4 Healthy Habits

Vocabulary	Sentences & Conversation	Alphabet Letters & Words	Color	Math
brush	A: What is Dad doing?	Mm mouse	blue	numbers 4, 5, 6
comb	B: Dad is brushing his teeth.	Nn nest	green	four
eat		Oo onion	orange	five
exercise	A: What do you do to stay	Pp piano		six
sleep	healthy?			
wash	B: We brush our teeth.			
		Value Poster		
		I eat healthy food!		
		My Storybook		
		We are healthy!		

Unit 5 Animals on a Farm

Vocabulary	Sentences & Conversation	Alphabet Letters & Words	Color	Math
cow	A: What animals live on the	Qq queen	black	numbers
goat	farm?	Rr ring	brown	7, 8, 9, 10
hen	B: A cow lives on the farm.	Ss sock	gray	seven, eight
horse		Tt tiger	white	nine, ten
sheep	A: What does a cow give us?			
turkey	B: A cow gives us milk.			
		Value Poster		
		Many things come from the farm!		
		My Storybook		
		Down on the farm!		

Unit 6 How I Grow and Change

Vocabulary	Sentences & Conversation	Alphabet Letters & Words	Color	Math
baby	A: How are you different from	Uu umbrella	blue	numbers
bottle	the baby?	Vv violin	green	1 to 10
bed	B: The baby drinks from the baby	Ww watch		one to ten
crib	bottle.	Xx six		
glass	I drink from the glass.	Yy yacht		
glove		Zz zebra		
mobile	A: Where do you sleep?			
	B: I sleep in the bed.			
		Value Poster		
		I can make my bed!		
		My Storybook		
		The baby and I		

Introduction

Little Star, the best way for young children to learn English!

Song, chant, and various activities will prompt children's motivation for learning new language.

Little Star is based on the integrated approach for young children to learn English. Its objective is for young children to develop English through essential concepts that they have been learning at the preschool. School objects, pets, or community helpers may be the first concepts that young children learn at preschool. As young children are surrounded by languages that refer to those concepts, they will improve English ability effectively.

Little Star's activities are presented for young children to improve thinking skills in more natural way. By completing activities such as finding differences or making guesses, young children will increase their thinking skills like problem solving, making predictions or comparing and contrasting. Everyday activities of cutting, pasting, finger-painting, and many other physical activities will stimulate young children's fine motor skills and gross motor skills.

Every unit's theme song and chant will help young children review and identify the key words expressions and reinforce the new concepts that they have learned at school.


Little Star Components



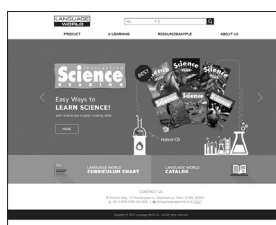
Student Book
6 Units with 12 activity pages



Audio CD
Little Star Song
ABC Song
Greeting Song & Goodbye Song
Unit Songs
Mother Goose Bonus Tracks



Teacher's Guide
Teaching process
with teacher's description



On-Line Resources
www.languageword.co.kr
Video clips to teach acting out
Unit song lyrics
Picture Cards
Greeting Cards



Little Star Activity Guide



Coloring

Children will build the concept of each unit's subject and learn key words and key expressions.



Cutting and Pasting

Children will enhance communication skills by cutting and pasting the pictures of key words.



Matching

Children will improve problem solving skills by matching the same objects.



Drawing and Decorating

Children will develop creativity through drawing and decorating with various coloring tools like paint brush or fingers.



Tracing: Penmanship

Children will improve penmanship by practicing straight lines and curves.



Finding Differences

Children will improve problem solving skills by comparing and observing objects.



Making a Value Poster

Children will learn the important values and manners that are needed in school or community by making a poster.



Numbering and Counting

Children will build up the concept of numbers and count out numbers using key words.



My Storybook

Children will start to practice reading by reading aloud the storybook using the key sentences.



Alphabet Time

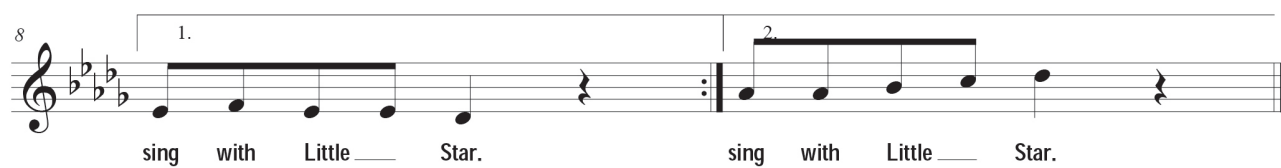
Children will start to recognize alphabet letters and the words that start with each alphabet letter.



Song and Chant

Children will identify the concept of each unit through TPR(Total Physical Response) using song and chant that are related to the theme.

Little Star



ABC Song

1. A, B, C, D, E, F, G, H, I, J, K, L, M, N, O, P,

2. _____

5 Q, R, S, T, U, V, W _____, X, Y, and Z.

9 Now, I know my A B Cs. Next time, won't you sing with me.
Always, I want to sing with you.

