



# Little Star

Teacher's Guide



LANGUAGE  
WORLD



# Contents

Scope & Sequence .....	4
Introduction .....	6
Little Star Song .....	8
ABC Song .....	9
Greeting Song & Goodbye Song .....	10
<b>Unit 1 School</b> .....	<b>11</b>
<b>Unit 2 House</b> .....	<b>25</b>
<b>Unit 3 Pets</b> .....	<b>39</b>
<b>Unit 4 Weather and Season</b> .....	<b>53</b>
<b>Unit 5 Transportation</b> .....	<b>67</b>
<b>Unit 6 Nature</b> .....	<b>82</b>
Track List .....	95



# Scope & Sequence

## Unit 1 School

Vocabulary	Sentences & Conversation	Color	Shape	Math
backpack	A: What do you see in the classroom?	blue	circle	numbers 1, 2
brush	B: We see a clock.	brown	rectangle	one
clock		purple		two
eraser	A: What do you do in the classroom?			
glue	B: We read in the classroom.			
ruler				
wastebasket				
window				
Value Poster				
I put trash in the wastebasket!				

## Unit 2 House

Vocabulary	Sentences & Conversation	Color	Shape	Math
bathroom	A: What do you see in the bedroom?	orange	circle	numbers 3, 4
bed	B: I see a bed in the bedroom.	red	rectangle	three
bedroom		yellow		four
dish	A: When do you use the tub?			
kitchen	B: We use the tub to take a bath.			
living room				
sofa				
tub				
Value Poster				
I help my Mom and Dad!				

## Unit 3 Pets

Vocabulary	Sentences & Conversation	Color	Shape	Math
bird	A: What pets do you have?	blue	square	numbers 5, 6
cage	B: I have a dog.	orange	triangle	five
cat		purple		six
dog	A: How do you take care of the dog?			
feed	B: I walk the dog.			
fish				
rabbit				
turtle				
Value Poster				
I take care of my pet.				



## Unit 4 Weather and Season

Vocabulary	Sentences & Conversation	Color	Shape	Math
cold	A: What season is it?	blue	circle	numbers
cool	B: It's spring.	brown	rectangle	7, 8
fall		green		seven
hot	A: What do you need on a sunny day?	red		eight
spring	B: I need a hat on a sunny day.			
summer				
warm				
winter				
Value Poster				
I need a hat on a sunny day!				

## Unit 5 Transportation

Vocabulary	Sentences & Conversation	Color	Shape	Math
airplane	A: How does the car move?	green	circle	numbers
bicycle	B: The car drives on the road.	red	square	7, 8, 9
bike		yellow		seven
boat	A: What should do in the car to stay safe?			eight
bus				nine
car	B: We should fasten seat belts in the car.			
train				
truck				
Value Poster				
We fasten our seat belts in the car!				

## Unit 6 Nature

Vocabulary	Sentences & Conversation	Color	Shape	Math
ant	A: Where is the ant?	brown	circle	numbers
bee	B: The ant is on the leaf.	green	triangle	1 to 10
beehive		purple		one to ten
frog	A: Where does the ant live?			
grass	B: The ant lives in the ant hole.			
ladybug				
leaf				
nest				
Value Poster				
We water the plants!				

# Introduction

**Little Star, the best way for young children to learn English!**

**Song, chant, and various activities will prompt children's motivation for learning new language.**

**Little Star** is based on the integrated approach for young children to learn English. Its objective is for young children to develop English through essential concepts that they have been learning at the preschool. School objects, pets, or community helpers may be the first concepts that young children learn at preschool. As young children are surrounded by languages that refer to those concepts, they will improve English ability effectively.

**Little Star's activities** are presented for young children to improve thinking skills in more natural way. By completing activities such as finding differences or making guesses, young children will increase their thinking skills like problem solving, making predictions or comparing and contrasting. Everyday activities of cutting, pasting, finger-painting, and many other physical activities will stimulate young children's fine motor skills and gross motor skills.

Every unit's theme song and chant will help young children review and identify the key words expressions and reinforce the new concepts that they have learned at school.


## Little Star Components



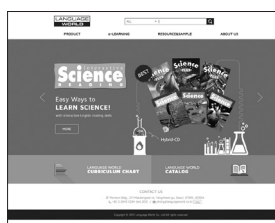
**Student Book**  
6 Units with 12 activity pages



**Audio CD**  
Little Star Song  
ABC Song  
Greeting Song & Goodbye Song  
Unit Songs  
Mother Goose Bonus Tracks



**Teacher's Guide**  
Teaching process  
with teacher's description



**On-Line Resources**  
[www.languageword.co.kr](http://www.languageword.co.kr)  
Video clips to teach acting out  
Unit song lyrics  
Picture Cards  
Greeting Cards



# Little star Activity Objectives



## Coloring

Children will build the concept of each unit's subject and learn key words and key expressions.



## Cutting and Pasting

Children will enhance communication skills by cutting and pasting the pictures of key words.



## Matching

Children will improve problem solving skills by matching the same objects.



## Drawing and Decorating

Children will develop creativity through drawing and decorating with various coloring tools like paint brush or fingers.



## Tracing: Penmanship

Children will improve penmanship by practicing straight lines and curves.



## Finding Differences

Children will improve problem solving skills by comparing and observing objects.



## Making a Value Poster

Children will learn the important values and manners that are needed in school or community by making a poster.



## Guessing

Children will develop problem solving skills by making predictions and guessing with the simple picture clue.



## Numbering and Counting

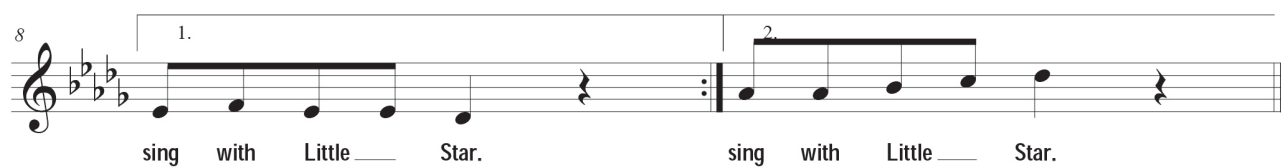
Children will build up the concept of numbers and count out numbers using key words.



## Song and Chant

Children will identify the concept of each unit through TPR(Total Physical Response) using song and chant that are related to the theme.

# Little Star



# ABC Song

1. A, B, C, D, E, F, G, H, I, J, K, L, M, N, O, P,

2. \_\_\_\_\_

5 Q, R, S, T, U, V, W \_\_\_\_\_, X, Y, and Z.

9 Now, I know my A B Cs. Next time, won't you sing with me.  
Always, I want to sing with you.

