



Little Star

Teacher's Guide





Contents

Scope & Sequence	4
Introduction	6
Little Star Song	8
ABC Song	9
Greeting Song & Goodbye Song	10
Unit 1 Classroom	11
Unit 2 Body	25
Unit 3 Family	39
Unit 4 Toys	53
Unit 5 Clothes	67
Unit 6 Food	82
Track List	95



Scope & Sequence

Unit 1 Classroom

Vocabulary	Sentences & Conversation	Color	Shape	Math
chair	A: What do you see?	blue	circle	number 1
colored paper	B: I see a book.	green		one
crayon		red		
door	A: What do you do with scissors?			
pencil	B: I cut with scissors.			
scissors				
shelf				
table				
Value Poster				
I put the books on the shelf!				

Unit 2 Body

Vocabulary	Sentences & Conversation	Color	Shape	Math
arm	A: Where is your face?	blue	square	number 2
ear	B: Can you point to your face?	brown		two
eye		green		
face	A: What do you do with your legs?	red		
foot	B: I jump with my legs.			
hand				
head				
leg				
mouth				
Value Poster				
We play and exercise every day!				

Unit 3 Family

Vocabulary	Sentences & Conversation	Color	Shape	Math
baby	A: Who is this?	blue	triangle	number 3
brother	B: This is mom.	brown		three
dad		pink		
dog	A: What does mom do?	yellow		
grandma	B: Mom takes care of the baby.			
grandpa				
mom				
sister				
Value Poster				
I love my family!				

Unit 4 Toys

Vocabulary	Sentences & Conversation	Color	Shape	Math
ball	A: What is this?	green	rectangle	number 4
block	B: It's a bus. They are blocks.	red		four
boat		yellow		
bus	A: What do you like to play with?			
doll	B: I like to play with blocks.			
drum				
teddy bear				
train				

Value Poster

I put the toys back in the toy box.

Unit 5 Clothes

Vocabulary	Sentences & Conversation	Color	Shape	Math
boots	A: How's the weather?	blue	circle	numbers
coat	B: It's rainy.	green	triangle	1 to 5
pants		yellow	square	one, two,
raincoat	A: What do you wear on a rainy day?			three, four,
shirt	B: We wear a raincoat and boots.			five
skirt				
socks				
sweater				

Value Poster

I wear my coat on a windy day!

Unit 6 Food

Vocabulary	Sentences & Conversation	Color	Shape	Math
cereal	A: What food can you see?	brown	rectangle	numbers
egg	B: I can see eggs.	green	square	1 to 6
fruit		red	triangle	one, two,
milk	A: What does a cow give us?			three, four,
pancake	B: A cow gives us milk.			five, six
sausage				
soup				
syrup				

Value Poster

I eat fruits every day!

Introduction

Little Star, the best way for young children to learn English!

Song, chant, and various activities will prompt children's motivation for learning new language.

Little Star is based on the integrated approach for young children to learn English. Its objective is for young children to develop English through essential concepts that they have been learning at the preschool. School objects, pets, or community helpers may be the first concepts that young children learn at preschool. As young children are surrounded by languages that refer to those concepts, they will improve English ability effectively.

Little Star's activities are presented for young children to improve thinking skills in more natural way. By completing activities such as finding differences or making guesses, young children will increase their thinking skills like problem solving, making predictions or comparing and contrasting. Everyday activities of cutting, pasting, finger-painting, and many other physical activities will stimulate young children's fine motor skills and gross motor skills.

Every unit's theme song and chant will help young children review and identify the key words expressions and reinforce the new concepts that they have learned at school.


Little Star Components



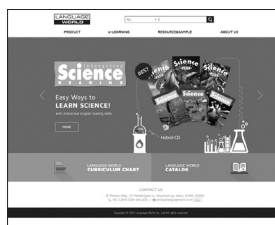
Student Book
6 Units with 12 activity pages



Audio CD
Little Star Song
ABC Song
Greeting Song & Goodbye Song
Unit Songs
Mother Goose Bonus Tracks



Teacher's Guide
Teaching process
with teacher's description



On-Line Resources
www.languageword.co.kr
Video clips to teach acting out
Unit song lyrics
Picture Cards
Greeting Cards



Little Star Activity Guide



Coloring

Children will build the concept of each unit's subject and learn key words and key expressions.



Cutting and Pasting

Children will enhance communication skills by cutting and pasting the pictures of key words.



Matching

Children will improve problem solving skills by matching the same objects.



Drawing and Decorating

Children will develop creativity through drawing and decorating with various coloring tools like paint brush or fingers.



Tracing: Penmanship

Children will improve penmanship by practicing straight lines and curves.



Finding Differences

Children will improve problem solving skills by comparing and observing objects.



Making a Value Poster

Children will learn the important values and manners that are needed in school or community by making a poster.



Guessing

Children will develop problem solving skills by making predictions and guessing with the simple picture clue.



Numbering and Counting

Children will build up the concept of numbers and count out numbers using key words.



Song and Chant

Children will identify the concept of each unit through TPR(Total Physical Response) using song and chant that are related to the theme.


Little Star



Little Star, Little Star, Twinkle in the sky. Little Star, Little Star, Shine in my eye.



One, two, three, jump, jump, jump! To say, Hi to Little Star. Four, five, six, jump, jump, jump! To



sing with Little Star.

sing with Little Star.



ABC Song

1. A, B, C, D, E, F, G, H, I, J, K, L, M, N, O, P,
2. _____

5 Q, R, S, T, U, V, W____, X, Y, and Z.

9 Now, I know my A B Cs. Next time, won't you sing with me.
Always, I want to sing with you.

