

Little Star



LANGUAGE
WORLD



Contents

Little Star Song	4
ABC Song	5
Greeting Song	6
Goodbye Song	6
Unit 1 Classroom	9
Unit 2 Body	23
Unit 3 Family	37
Unit 4 Toys	51
Unit 5 Clothes	65
Unit 6 Food	79
Mother Goose Time	93
Track List	106

Little Star

Little Star, Little Star
Twinkle in the sky.

Little Star, Little Star
Shine in my eye.

One, two, three, jump, jump, jump!
To say, Hi to Little Star.

Four, five, six, jump, jump, jump!
To sing with Little Star.



ABC Song

A, B, C, D, E, F, G,
H, I, J, K, L, M, N, O, P,
Q, R, S, T, U, V,
W, X, Y, and Z.
Now, I know my ABCs.
Next time, won't you sing with me.

A, B, C, D, E, F, G,
H, I, J, K, L, M, N, O, P,
Q, R, S, T, U, V,
W, X, Y, and Z.
Now, I know my ABCs.
Always, I want to sing with you.



Greeting Song

Good morning, good morning!
Hello and how are you?

Good morning, good morning!
Hello and how are you?



Goodbye Song

Raise your hands.
Shake your hands.
Time to say, Goodbye!

Bye, bye, bye, butterfly!
Bye, bye, butterfly!



This book belongs to

Unit

1


Classroom



• Look, point, and say the name of the things that you can see in the classroom. Color the table in **red** and the chair in **blue**.

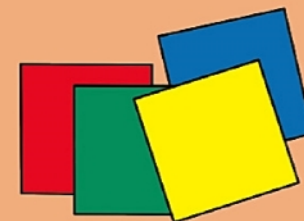
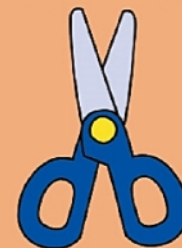
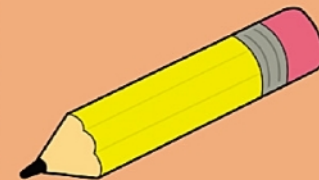
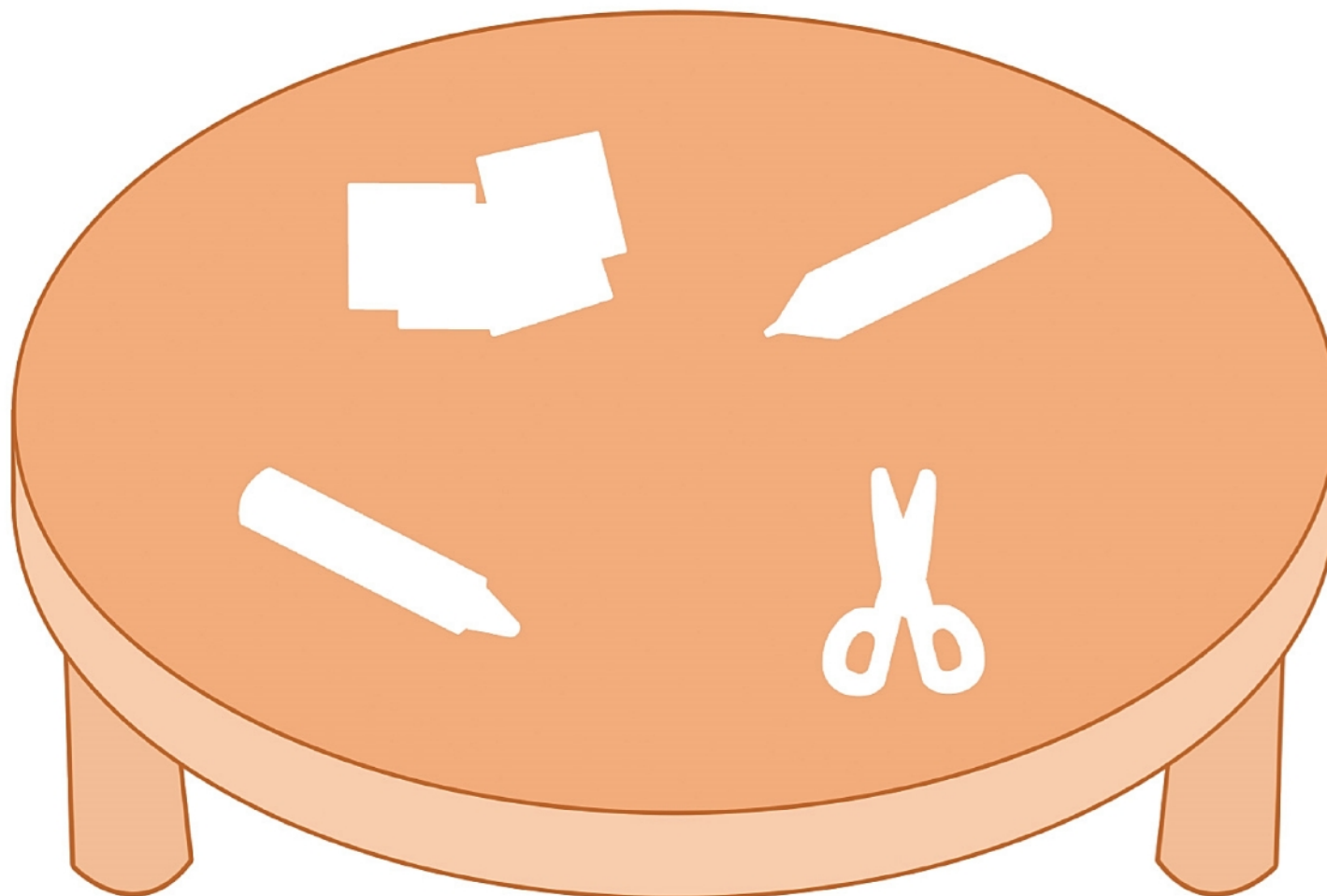
• **Language Skill** What do you see in the classroom? I see a _____. I see _____s.

Point and color!



- Point and say the name of the things that you can see. Color the crayons.
- **Language Skill** What do you see? I see many _____s. What color is this crayon? It's _____.

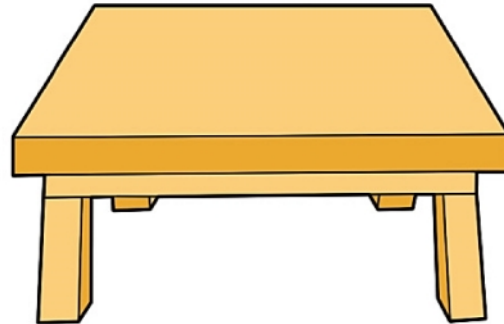


Cut and paste!



- Cut and paste the pictures.

• **Language Skill** Some things are missing on the table. What is this? It's a _____. They are _____. Put the things on the table.

Look and match!



• Match the pictures and say what they are.

• **Language Skill** What is this? It's a _____.