

# BOOST UP



Free Online Play



with DVD-ROM

A\* List





# Title Song



Baam!  
Everybody get ready now!  
Get a **BOOST UP! BOOST UP!**  
It's time for **BOOST UP!**  
Here comes **BOOST UP!**  
Power up with **BOOST UP!**  
Let's start up with **BOOST UP!**  
**BOOST UP! BOOST UP!**

Let's learn. Get a **BOOST UP!**  
Let's think. Get a **BOOST UP!**  
Let's enjoy. Get a **BOOST UP!**  
Let's dream. Get a **BOOST UP!**  
Let's power up with **BOOST UP!**  
**BOOST UP!**

**BOOST UP!**  
It's time for **BOOST UP!**  
Here comes **BOOST UP!**  
Power up with **BOOST UP!**  
Let's make our way with  
**BOOST UP!**  
**BOOST UP! BOOST UP!**  
Baam! Baam! Baam!





# Contents

Scope & Sequence .....	04
Welcome Unit .....	06
<b>UNIT 1</b> Meeting Friends .....	10
<b>UNIT 2</b> In My Classroom .....	18
<b>Review 1</b> .....	26
Board Game .....	28
<b>UNIT 3</b> Art Class .....	30
<b>UNIT 4</b> My Family .....	38
<b>Review 2</b> .....	46
Board Game .....	48
<b>UNIT 5</b> At the Zoo .....	50
<b>UNIT 6</b> At the Market .....	58
<b>Review 3</b> .....	66
Board Game .....	68
<b>UNIT 7</b> Lunchtime .....	70
<b>UNIT 8</b> My Senses .....	78
<b>Review 4</b> .....	86
Board Game .....	88
Cambridge Young Learners English: Starters Prep Test .....	90
Phonics .....	98
About .....	106
Lyrics .....	108
Word List .....	114
Cards & Stickers .....	117







# Scope & Sequence

## Welcome Unit

BOOST UP Friends	Animal Phonics
Colors	Numbers (1~20)
Shapes	Directions

### Unit 1 | Meeting Friends

Lesson 1	Lesson 2	Lesson 3	CLIL Reading
<b>Conversation</b>  <b>Values</b> Greet your friends kindly.	<b>Names</b> Tom, Ella, May, Jacob, Cube, Ms. Bell  <b>Grammar</b> What's your name? My name is Tom. I'm Tom.	<b>Who I Am</b> teacher, student, girl, boy  <b>Grammar</b> I'm a teacher. You're a student.	<b>Social Studies</b> Hello!

### Unit 2 | In My Classroom

Lesson 1	Lesson 2	Lesson 3	CLIL Reading
<b>Conversation</b>  <b>Values</b> Be friendly to your classmates.	<b>School Supplies</b> pencil, eraser, pen, ruler, pencil case, backpack  <b>Grammar</b> What is it? It's a backpack. It's an eraser.	<b>School Supplies</b> book, notebook, desk, chair  <b>Grammar</b> It's a notebook. It isn't a book.	<b>Science</b> What Is It?

### Review & Game 1 | Units 1-2

### Unit 3 | Art Class

Lesson 1	Lesson 2	Lesson 3	CLIL Reading
<b>Conversation</b>  <b>Values</b> Be nice and praise others.	<b>Colors</b> red, yellow, green, blue, pink, purple, black, white  <b>Grammar</b> What color is it? It's pink.	<b>Shapes</b> square, circle, triangle, rectangle, diamond, heart  <b>Grammar</b> What shape is it? It's a circle.	<b>Art</b> The Rainbow Fish

### Unit 4 | My Family

Lesson 1	Lesson 2	Lesson 3	CLIL Reading
<b>Conversation</b>  <b>Values</b> Be polite and use good manners.	<b>Family</b> father, mother, brother, sister, grandmother, grandfather  <b>Grammar</b> This is my grandmother.	<b>Toys</b> ball, doll, robot, car  <b>Grammar</b> This is my doll. That is your doll.	<b>Social Studies</b> My Family

### Review & Game 2 | Units 3-4



**Puzzle** Critical Thinking**Role-Play** Communication, Collaboration**Class Activity** Communication, Creativity, Collaboration**Be Creative** Creativity, Critical Thinking, Communication**Show & Tell** Creativity, Communication**Class Guess, Class Vote, Pair Work, Think & Share**

Communication, Collaboration, Critical Thinking, Creativity

**Game** Communication, Collaboration, Creativity, Critical Thinking**Unit 5 | At the Zoo**

Lesson 1	Lesson 2	Lesson 3	CLIL Reading
<b>Conversation</b>  <b>Values</b> Get to know each other.	<b>Zoo Animals</b> elephants, snakes, pandas, giraffes, monkeys, lions  <b>Grammar</b> What are they? They are monkeys.	<b>Numbers</b> one, two, three, four, five, six, seven, eight, nine, ten  <b>Grammar</b> How many snakes are there? Four snakes.	<b>Geography</b> Animals in Africa

**Unit 6 | At the Market**

Lesson 1	Lesson 2	Lesson 3	CLIL Reading
<b>Conversation</b>  <b>Values</b> Use polite words.	<b>Fruits</b> oranges, apples, lemons, grapes, bananas, watermelons  <b>Grammar</b> I like oranges. I don't like oranges.	<b>Vegetables</b> cucumbers, onions, carrots, peppers  <b>Grammar</b> Do you like cucumbers? Yes, I do. No, I don't.	<b>Health</b> Yucky or Yummy?

**Review & Game 3 | Units 5-6****Unit 7 | Lunchtime**

Lesson 1	Lesson 2	Lesson 3	CLIL Reading
<b>Conversation</b>  <b>Values</b> Give and accept apologies.	<b>Food</b> pizza, chicken, fish, rice, bread, salad  <b>Grammar</b> I have chicken. I don't have chicken.	<b>Drinks</b> milk, soda, water, juice  <b>Grammar</b> Do you have juice? Yes, I do. No, I don't.	<b>Health</b> My Meals

**Unit 8 | My Senses**

Lesson 1	Lesson 2	Lesson 3	CLIL Reading
<b>Conversation</b>  <b>Values</b> Say goodbye to your friends.	<b>Body Parts</b> eyes, nose, ears, mouth, hands, fingers  <b>Grammar</b> I have two eyes. I have no nose.	<b>Senses</b> see, smell, taste, hear, touch, feel  <b>Grammar</b> I taste with my mouth.	<b>Science</b> Five Senses

**Review & Game 4 | Units 7-8**



# Welcome Unit

## BOOST UP Friends

Listen, point, and say. (03)

Hello!



**Tom Wright**

- 9 years old
- creative



**Jacob Perez**

- 9 years old
- artistic

Hi!



**May Lee**

- 9 years old
- smart



**Ella Greene**

- 9 years old
- kind



**Mobi**

- 101 years old
- alien



**Cube**

- 2 years old
- May's robot



**Sam**

- 2 years old
- Ella's dog

Find me in the book!



**Blop**

- 500 years old
- alien



# Animal Phonics

Listen, point, and say.  (04)

Aa



angry ant

Bb



baby bear

Cc



cool cat

Dd



dancing dog

Ee



elegant elephant

Ff



fat fish

Gg



greedy gorilla

Hh



happy hippo

Ii



itchy iguana

Jj



jolly jellyfish

Kk



king kangaroo

Ll



lazy lion

Mm



mad monkey

Nn



nice nest

Oo



orange ostrich

Pp



pink panda

Qq



quiet queen

Rr



rich rabbit

Ss



sleepy snake

Tt



talking tiger

Uu



ugly umbrella

Vv



violet violin

Ww



wild wolf

Xx



Max the Fox

Yy



yelling yo-yo


Zz



zigzag zipper



## Colors

Listen, point, and say.  ((05))



red



orange



yellow



green



blue



navy



purple



pink




black



white

## Numbers

Listen, point, and say.  ((06))

1

one

2

two

3

three

4

four

5

five

6

six

7

seven

8

eight

9

nine

10

ten

11

eleven

12

twelve

13

thirteen

14

fourteen

15

fifteen

16

sixteen

17

seventeen

18

eighteen

19

nineteen

20

twenty



# Shapes

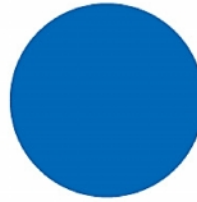
Listen, point, and say. ((07))



square



triangle



circle



rectangle



diamond



heart



star



oval

## Directions

Listen, point, and say. ((08))

Listen.



Look.



Repeat.



Read.



Open.



Write.



Circle.



Point.



Color.



Stick.






Unit

1


# Meeting Friends

## Lesson 1

**Song** Watch. Then listen and sing.  09

Good morning!  
Good morning.  
Hello!  
Hi.  
Smile and say hello.



**Story** Listen.  10