

1

THE BEST! WRITING

Dream House

My Town

Clothes

Vacation
Plans

Song Parody

Great Time

Book Report

Saving the
Earth

Write with
Complex
Sentences



A*List

Written by E2K

HOW TO USE THIS BOOK

The Best Writing is full of well-organized, step-by-step learning activities designed to help young EFL learners achieve their writing goals. It guides students to expand their vocabulary, learn new sentence structures, and complete their own writing.

The Best Writing			
	Book 1	Book 2	Book 3
Word Count	65 - 85	75 - 95	85 - 105
Lexile®	300L - 450L	400L - 550L	450L - 600L

Student Book

UNIT 01 My Town

Look & Answer

1. What is in the center of the town?
There's _____ in the center of the town.

2. Are there many houses and buildings?
Yes, _____ many houses and buildings.

3. What is in your town? Name a place.

WORDS Listen and read.

stadium cinema shopping mall grocery store
watch sports see a movie shop for groceries buy bread

Sort the words into the correct boxes.

Places
stadium park
department store

Activities
shop for clothes watch sports
go in-line skating

WORD STUDY Learn. Then read and write.

always (100%) sometimes (50%) never (0%)

1. My family _____ goes there to shop for groceries.

2. I _____ go there to buy bread.

Unit Introduction presents the unit title and the type of writing that students will be working on within the unit. Various types of writing, including essays, diary entries, emails, notes, lists, book reports, etc., are introduced in the units.

Look & Answer presents two picture questions to help students brainstorm about the unit's topic. Subsequently, students can reflect on and discuss their own responses using the provided questions. Students can prepare for the unit by practicing the expressions they will learn in advance.

WORDS activity features the main keywords of the unit. Students learn these words by listening, reading, and sorting the words into categorized boxes.

WORD STUDY activity covers vocabulary changes or grammatical points in a simple and straightforward manner before exploring the main content of the unit.

SENTENCES 1 Unscramble and complete the sentence. 100%

There is a big stadium in the town.

1 There is a shopping mall _____ in the town.
a shopping mall / There / is

2 _____ in the town.
are / some famous museums / There

3 _____ in the town.
some nice restaurants / There / are

SENTENCES 2 Choose and complete the sentence. 100%

It has an in-line skating rink in it.

1 It _____ has a grocery store in it.
☒ has ☐ have

2 It has trails _____.
☐ it around ☐ around it

3 They have galleries _____.
☐ in them ☐ them in

More to Know: Frequency Adverbs

always (100%)	usually (90%)	often (60%)
sometimes (50%)	rarely (20%)	never (0%)

SENTENCES 3 Correct the underlined part and rewrite. 100%

I often go there to go in-line skating.


1 I often go there shop for groceries.
→ I often go there to shop for groceries.


2 I often go there to seeing a movie.
→


3 I often go there too buy bread.
→

SENTENCES 4 Use the words and write the sentence. 100%

My family usually goes there on Saturdays.

1  always on Mondays
→ My family always goes there on Mondays.

2  often on Fridays
→

3  never on Sundays
→

More to Know

on Sundays - every Sunday	on Mondays - every Monday	on Tuesdays - every Tuesday	on Wednesdays - every Wednesday	on Thursdays - every Thursday	on Fridays - every Friday	on Saturdays - every Saturday
---------------------------	---------------------------	-----------------------------	---------------------------------	-------------------------------	---------------------------	-------------------------------

SENTENCES 1-4 introduce target sentence structures by presenting different activities that allow students to apply the keywords from the previous section to the new structures and practice writing them as complete sentences.

More to Know provides students with additional words and phrases they may want to learn, enabling them to enhance their writing skills by exploring new vocabulary.

MODEL WRITING 1 Read Ella's email. 100%

Email Addresses To : jake11@alistmail.com
From : ella01@alistmail.com
Subject Subject: Introducing My Town

Greeting Hi Jake,

Introduction Thank you for introducing your town in the last email. This time I'll tell you about my town.

Body I live in a town near Sydney. There is a big stadium in the center of the town. It has an in-line skating rink in it. I often go there to go in-line skating. There is a shopping mall near the stadium. It has a grocery store in it. My family usually goes there on Saturdays.

I hope you can visit my town sometime.

Closing Best wishes,
Signature Ella

Read and fill in the blanks.

1 Ella writes an email to _____. She introduces her _____ to him.

2 Ella lives in a town _____. Her town has a big _____ in the center.

MODEL WRITING 2 Read Steve's email. 100%

Email Addresses To : kate77@alistmail.com
From : steve98@alistmail.com
Subject Subject: Introducing My Town

Greeting Hi Kate,

Introduction Thank you for introducing your town in the last email. This time I'll tell you about my town.

Body I live in a town near Chicago. There is a big lake in the town. It has trails around it. I often go there to walk. There are some famous bakeries near the lake. They have nice pies. My family sometimes goes there on Sundays.

I hope you can visit my town sometime.

Closing Best wishes,
Signature Steve

Read and complete the organizer.

My Town	Location	near _____
	Landmark	a big _____ - has _____ around it
	Nearby Places	some famous _____ near the lake - sometimes goes there on _____

MODEL WRITING 1&2 feature two model writing passages within the unit. These model writings cover the same topic and writing format but address different subjects, enabling students to read diverse texts and, ultimately, motivating them to write their own compositions.

Model Writing Exercises guide students in extracting and summarizing key sentences from the model passages as they read. Students can complete sentences by filling in the blanks or use a graphic organizer to visually organize the text for better comprehension.

MY IDEA Complete your idea chart and talk about it.

My Town	
Location	near _____
Landmark	_____
Nearby Places	_____ goes there on _____

There is a train station in the town. It has a cinema in it. My family often goes there on Fridays.

There is/are a/an _____ in the town.

It has/They have a/an _____ in it/ them.

My family _____ goes there on _____

MY WRITING Write your email to your friend.

Email Addresses To : _____
From : _____
Subject Subject: Introducing My Town

Greeting Hi _____,

Introduction Thank you for introducing your town in the last email. This time I'll tell you about my town.

Body I live in a town near _____.
There is/are _____.
It has/They have _____.
There is/are _____.
My family _____.

I hope you can visit my town sometime.

Closing Best wishes,
Signature _____

MY IDEA presents a pre-writing exercise for students to reflect on the topic they have learned and the main sentences they have read. They complete an idea chart while verbally contemplating their thoughts.

MY WRITING presents a section that allows students to write their own piece of writing. Students can make use of the words, expressions, sentence structures, and the model writings from previous sections in the unit to complete their writing.

REVIEW 01

Holiday Plans

Writing an Email

Listen and read.

Hi Sam,

How are you? I'm at the Oakland Hotel now. My family will stay at this hotel for four days. This place has a huge pool on the roof. It's a great place to see the beautiful city.

Tomorrow, I'm going to visit a museum and take pictures. I'm also planning to visit the museum shop and buy some souvenirs.

Everything is wonderful, but my swimsuit is too tight! I need to buy a bigger swimsuit.

I can't wait for tomorrow! I'll write to you again soon.

Best,
Anna

Read Anna's email and fill in the following conversation.

Anna, how long will you stay there?

My family will stay at this hotel for _____.

What are you going to do tomorrow?

Tomorrow, I'm going to _____, I'm also planning to _____.

What is your problem?

My swimsuit is _____, I need to _____.

SENTENCES 1 Listen and practice.

My family will stay at this hotel for four days.

at the resort for a week

on the island during the vacation

in New York city for two weeks

SENTENCES 2 Listen and practice.

Tomorrow, I'm going to visit a museum and take pictures.

visit a restaurant try the local food

visit a shop buy a souvenir

visit a beach swim in the sea

SENTENCES 3 Listen and practice.

I need to buy a bigger swimsuit.

want to buy a smaller hat

should borrow thicker gloves

will pack warmer shoes

Review Unit reviews some topics, target sentence structures, and words that students learned in the previous four units. Through question-and-answer activities, students can acquire new phrases. These sections are designed to help students review and practice the structures, ultimately enabling them to successfully complete a new writing passage.

Extra Materials

MY AWESOME TOWN

Name: _____

My town is called _____.

It is in _____.

There is/are ...

I can enjoy ...

My town is ☐ amazing. ☐ beautiful. ☐ wonderful. ☐ great. ☐ welcoming. ☐ _____.

RIGHT CLOTHES

Name: _____

Jane and Finn are throwing a party, but they have a problem. Check their clothes.

My dress is too long.

My jacket is too heavy.

You'll go shopping for either Jane or Finn. Write your plans.

I'll go shopping for _____.

Her/His _____ is too _____.

She/He needs _____.

I'll buy _____.

I'll also buy _____ so _____.

she/he can _____ at _____.

the party! She/He will look _____!

Draw Jane/Finn in new clothes!

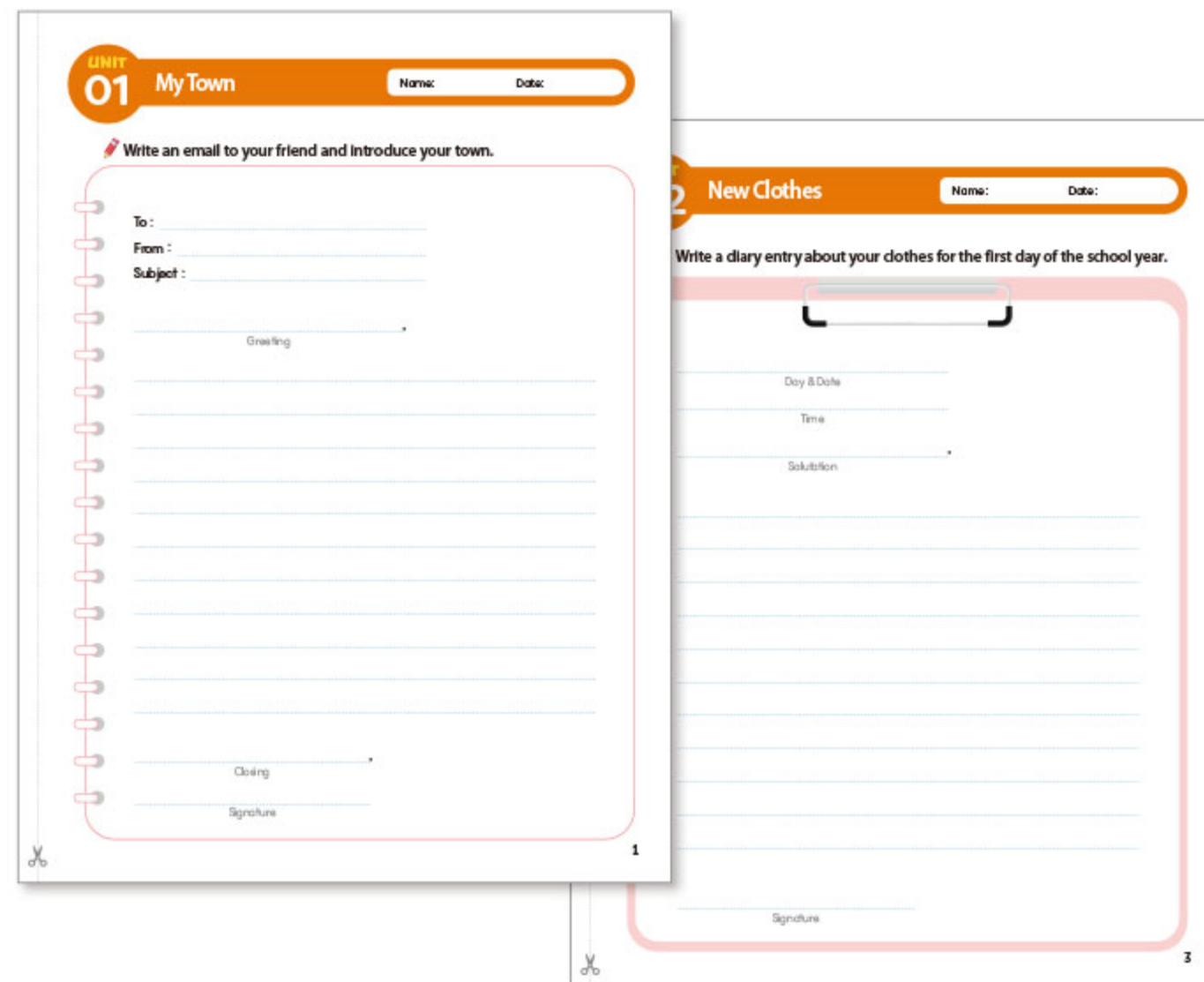
Writing Assignment Worksheets feature a variety of writing activities to further engage students. The worksheets present simple and fun writing activities that are all related to the topics students learned in the Student Book. Each page can be easily detached for presentation and display.





Writing Assignment Cards feature additional writing assignment topics for students to explore. The front side of the card presents a simple question to think about, and the backside provides a short answer prompt that students can refer to when composing their responses.

Portfolio Book



Portfolio Book provides blank sheets at the back of the Student Book for students to rewrite the final copy of their writing.



CONTENTS

UNIT 01

My Town

Writing Type: Email

Words&Sentences: Describe Places & Activities in a Town

08

UNIT 02

New Clothes

Writing Type: Diary Entry

Words&Sentences: Describe Clothes & Clothes to Buy

16

UNIT 03

Vacation Plan

Writing Type: List

Words&Sentences: Describe Things I Want to Do During a Vacation

24

UNIT 04

My Dream House

Writing Type: Essay

Words&Sentences: Describe Household & Exterior of a House

32

REVIEW 01

Holiday Plans

Writing Type: Email

Words&Sentences: Describe Period of Time & Activities During a Trip

40

UNIT
05

My Song Parody

Writing Type: Song Lyric

Words&Sentences: Describe Things in Places & Animal Sounds

44

UNIT
06

Fun Day

Writing Type: Email

Words&Sentences: Describe Past Activities

52

UNIT
07

My Book Report

Writing Type: Book Report

Words&Sentences: Describe Content of a Book

60

UNIT
08

Save the Earth

Writing Type: Poster

Words&Sentences: Describe Ways to Protect the Earth

68

REVIEW
02

Protecting Nature

Writing Type: Essay

Words&Sentences: Describe Environmental Issues and Solutions

76


**Extra
Materials**

Sentence List • Word List

Writing Assignment Worksheets & Cards

UNIT
01

My Town



many houses and buildings

a park in the center of the town

Look & Answer

- 1 What is in the center of the town?
There's _____ in the center of the town.
- 2 Are there many houses and buildings?
Yes, _____ many houses and buildings.



What is in your town? Name a place.