

Reading Rookie

Starter



3

Introduction

Reading Rookie Starter is a three-leveled series reading skills book for young learners that are designed to enhance young learners' vocabulary knowledge and reading competence.

Reading Rookie Starter provides various stories based on the STEAM topics, which are interesting enough for young learners to read themselves. The themes are carefully selected to stimulate the curiosity and creativity of young learners. The fascinating illustrations and pictures help learners overcome the content difficulties and foster critical thinking and creativity.

STUDENT BOOK



Get Ready

Get Ready includes a picture related to each topic, Look & Answer questions, New Words, and Word Activity to check the previous knowledge of learners.

• Look & Answer

Before beginning the new chapter, Look & Answer gives an opportunity to check the learners' prior knowledge by looking at the picture and choosing the correct answers.

• New Words

New Words of each unit's reading are provided with related pictures. Pictures will help students to understand the words better.

• Word Activity

Word Activity is provided under the New Words to check students' knowledge of the New Words. The activities are fun and interesting as they range in many different forms.

Read

Read provides a reading passage with illustrations, Look & Say, and Sight Words. This is the main reading of each unit.

• Reading Passage

Reading Passage has various stories based on the STEAM topics that are interesting to read. Each story includes appealing and engaging illustrations that help young learners understand the passage better.

• Look & Say

Look & Say allows learners to talk about the story while they are reading. The questions and answers are also predictable just by tracing the illustrations that helps students' understanding of the story.

• Sight Words

Sight Words can help learners to be aware of the words that are frequently used in the reading.





Understand

Understand includes various reading comprehension questions.

• Questions

Various activities are to check the reading comprehension skills of learners. The types of questions vary each unit.

Wrap-Up

Wrap Up has a chant and sentence activities.

• Chant

Chant includes rhythmical songs that are easy to sing and allows students to practice what they read in each unit. Chants will help students to engage with reading in a fun way.

• Sentence Activity

Sentence Activity offers students opportunities to expose to advanced learning process based on the reading passage. The forms of questions vary from unit to unit. The questions are fun to solve and they give another opportunity for young learners to check their understanding of the reading passage.

WORKBOOK

Workbook offers learners an opportunity to practice spelling of the key words from the reading of each unit and helps expand their overall vocabulary knowledge. Moreover, it provides learners with further practice of sentence writings they have studied.

MY PORTFOLIO

My Portfolio is the final product of the project. It presents students different types of written work in a real-life form. Giving an oral presentation of the portfolio provides students an opportunity to transfer their reading and writing skills to speaking skills. This will result in improving students' language skills, content learning, and cognitive abilities, while, at the same time, building students' confidence and self-esteem.

WORD-NOTE

Word Note is a great tool for students to memorize the vocabularies that they learnt in the Student Book and it also provides context sentences that are from each unit's reading.

AUDIO-CD

The Audio CD contains sound tracks of the Student Book, which is a great source for the multimedia learning.

ON-LINE MATERIALS

Student Book / Workbook answer keys, Teacher's Tool, and Worksheets (Word lists and translation sheets) are also provided on-line at www.lwbooks.co.kr.

Contents

My Day

Unit 1  Social Studies

Fiction

My Day 6

Unit 2  Social Studies

Fiction

Role Play 12

School Activities

Unit 3  Arts

Fiction

Music Class 18

Unit 4  Arts

Fiction

Art Class 24

Weather & Seasons

Unit 5  Science

Non -
Fiction

How Is the Weather? 30

Unit 6  Science

Fiction

The Four Seasons 36

Animals

Unit 7  Science

Fiction

What Is in the Egg? 42

Unit 8  Science

Non -
Fiction

Some Animals Lay Eggs! 48

Movements

Unit 9  Technology

Fiction

Atlas the Robot 54

Unit 10  Engineering

Non -
Fiction

Things Move! 60

Machines

Unit 11  Technology

Fiction

Aunt Mary's New Phone 66

Unit 12  Math

Fiction

Vehicles in My Town 72

UNIT
1

My Day

Subject: Social Studies

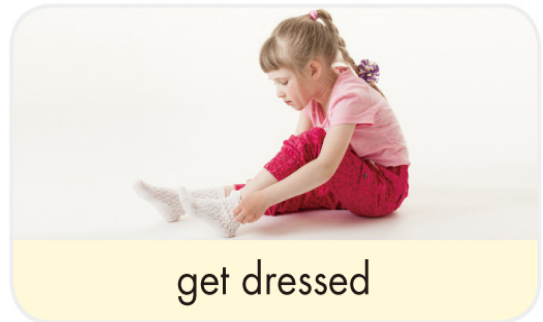
Get Ready




Look & Answer

- 1 The picture shows a kitchen : bathroom .
- 2 The boy is washing : brushing his face.

● Listen, point, and say. 2



● Look at the picture and write the letters.



a. get up b. brush one's teeth c. make one's bed d. get dressed

My Day

3-4

Rise and shine.

My day begins.

I get up.

I make my bed.

I wash my face.




I brush my teeth.



Look & Say

What is the boy doing in his room?

► He is making his **bed** **bread** .



Sight Words

Read and circle the words.

my, get, to

I **get** dressed.

I eat my breakfast.

I carry my bag.

I go to school.

School is closed.

Oh, no!

It's Sunday, today!

Look & Say

Where is the boy?

► He is at the **playground** | **school** .

Understand

● Read and choose.

1 The story is about the boy's _____.

a.



day

b.



school

● Read and circle.



2 I make get my bed.

3 I brush wash my face.

4 I eat carry my breakfast.

● Read and circle.

5 The boy makes his bed. _____

Yes

No

6 School is closed on Sundays. _____

Yes

No