

# Reading Rookie

Starter



1

# Introduction

Reading Rookie Starter is a three-leveled series reading skills book for young learners that are designed to enhance young learners' vocabulary knowledge and reading competence.

Reading Rookie Starter provides various stories based on the STEAM topics, which are interesting enough for young learners to read themselves. The themes are carefully selected to stimulate the curiosity and creativity of young learners. The fascinating illustrations and pictures help learners overcome the content difficulties and foster critical thinking and creativity.

## STUDENT BOOK



### Get Ready

Get Ready includes a picture related to each topic, Look & Answer questions, New Words, and Word Activity to check the previous knowledge of learners.

#### • Look & Answer

Before beginning the new chapter, Look & Answer gives an opportunity to check the learners' prior knowledge by looking at the picture and choosing the correct answers.

#### • New Words

New Words of each unit's reading are provided with related pictures. Pictures will help students to understand the words better.

#### • Word Activity

Word Activity is provided under the New Words to check students' knowledge of the New Words. The activities are fun and interesting as they range in many different forms.

### Read

Read provides a reading passage with illustrations, Look & Say, and Sight Words. This is the main reading of each unit.

#### • Reading Passage

Reading Passage has various stories based on the STEAM topics that are interesting to read. Each story includes appealing and engaging illustrations that help young learners understand the passage better.

#### • Look & Say

Look & Say allows learners to talk about the story while they are reading. The questions and answers are also predictable just by tracing the illustrations that helps students' understanding of the story.

#### • Sight Words

Sight Words can help learners to be aware of the words that are frequently used in the reading.





## Understand

Understand includes various reading comprehension questions.

### • Questions

Various activities are to check the reading comprehension skills of learners. The types of questions vary each unit.

## Wrap-Up

Wrap Up has a chant and sentence activities.

### • Chant

Chant includes rhythmical songs that are easy to sing and allows students to practice what they read in each unit. Chants will help students to engage with reading in a fun way.

### • Sentence Activity

Sentence Activity offers students opportunities to expose to advanced learning process based on the reading passage. The forms of questions vary from unit to unit. The questions are fun to solve and they give another opportunity for young learners to check their understanding of the reading passage.

## WORKBOOK

Workbook offers learners an opportunity to practice spelling of the key words from the reading of each unit and helps expand their overall vocabulary knowledge. Moreover, it provides learners with further practice of sentence writings they have studied.

## MY PORTFOLIO

My Portfolio is the final product of the project. It presents students different types of written work in a real-life form. Giving an oral presentation of the portfolio provides students an opportunity to transfer their reading and writing skills to speaking skills. This will result in improving students' language skills, content learning, and cognitive abilities, while, at the same time, building students' confidence and self-esteem.

## WORD-NOTE

Word Note is a great tool for students to memorize the vocabularies that they learnt in the Student Book and it also provides context sentences that are from each unit's reading.

## AUDIO-CD



The Audio CD contains sound tracks of the Student Book, which is a great source for the multimedia learning.

## ON-LINE MATERIALS



Student Book / Workbook answer keys, Teacher's Tool, and Worksheets (Word lists and translation sheets) are also provided on-line at [www.lwbooks.co.kr](http://www.lwbooks.co.kr).

# Contents



## All about Me

- Unit 1**  Social Studies  
**Fiction** **Super Girl** ..... 6
- Unit 2**  Social Studies  
**Fiction** **You and I** ..... 12

## My Family

- Unit 3**  Social Studies  
**Fiction** **My Family** ..... 18
- Unit 4**  Social Studies  
**Fiction** **I Like My Family!** ..... 24

## Friends

- Unit 5**  Social Studies  
**Fiction** **Children Play!** ..... 30
- Unit 6**  Engineering  
**Non - Fiction** **In the Playground** ..... 36

## Animals

Unit 7

 Math

Fiction

Deep in the Jungle ..... 42

Unit 8

 Science

Non -  
Fiction

Hungry Animals ..... 48

## Things at Home

Unit 9

 Technology

Fiction

What Is It? ..... 54

Unit 10

 Math

Fiction

Rectangles Everywhere ..... 60

## Food

Unit 11

 Arts

Fiction

Rainbow Fruits ..... 66

Unit 12

 Science

Fiction

Water, Please! ..... 72

# UNIT 1

# Super Girl

Subject: Social Studies

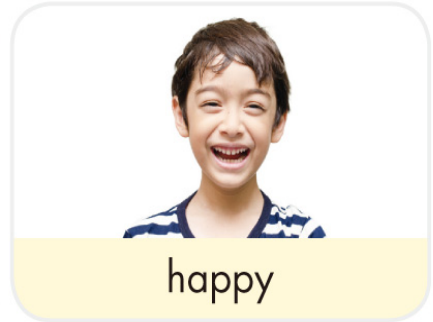

## Get Ready



## Look & Answer

- 1 The picture shows a  .
- 2 The child is  .

● Listen, point, and say. 2



● Follow the lanes. Write the letters.

1



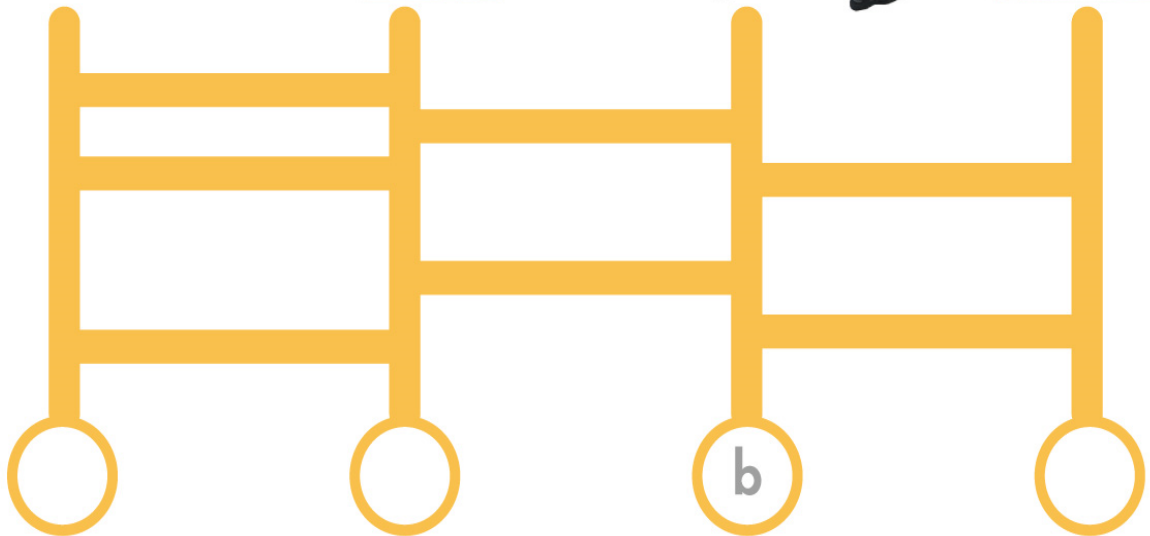
2



3



4



a. girl

b. happy

c. fast

d. strong

# Super Girl

3-4



I am Super Girl.

I am seven years old.

I am strong.

I am fast.



## Look & Say

Who is the girl?

► She is Super Girl Bat Girl .

## Sight Words

Read and circle the words.

**I, am, always**

I am **smart**.

I am **kind**.

I am always **happy**.



## Look & Say

Is the girl smart?

► Yes, she is    No, she isn't .

# Understand

## ● Read and choose.

1 The story is about \_\_\_\_\_.

a.



Super Girl

b.



Super Boy

## ● Read and circle.



2 I am Super Girl Pretty Girl .

3 I am five seven years old.

4 I am fast slow .

## ● Read and circle.

5 Super Girl is smart. \_\_\_\_\_ Yes No

6 Super Girl is sad. \_\_\_\_\_ Yes No