

Reading Rookie



AUDIO CD INCLUDED

A*List

3

Introduction

Reading Rookie is a three-leveled series reading skills book for young learners that are designed to enhance young learners' vocabulary knowledge and reading competence.

Reading Rookie provides various stories based on the STEAM topics, which are interesting enough for young learners to read themselves. The themes are carefully selected to stimulate the curiosity and creativity of young learners. The fascinating illustrations and pictures will also help learners overcome the content difficulties and foster critical thinking and creativity.

STUDENT BOOK



Read

Read provides a reading passage with fascinating illustrations and two Find & Writes. This is the main reading passage of each unit.

• Reading Passage

Each reading passage involves various stories based on the STEAM topics that are interesting to read. Each story includes appealing and engaging illustrations that help young learners to motivate in reading and to understand the passage better.

• Find & Write

There are two Find & Write questions in the Read section. The left side's Find & Write section is located for learners to find out the relevant word of a given photo and to write the word. The right side's Find & Write is for learners to check their understanding of a reading passage and write the correct answer. The key point of these questions is that students get to write down the answers after reading the passage.

Get Ready

Get Ready includes a photo that relates to each topic, Look & Answer questions, six New Words, and a Word Activity to check the previous knowledge of learners.

• Look & Answer


Before beginning to read a new chapter, Look & Answer gives an opportunity to check the learners' prior knowledge by looking at the given photo and choosing the correct answers.

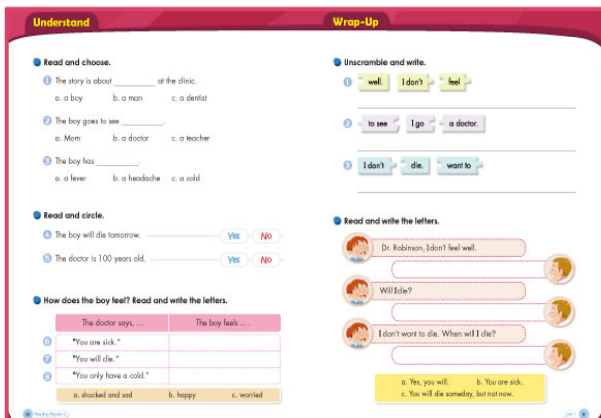
• New Words

New words of each unit's reading are provided with related pictures. Provided photos will also help students to understand the words better.

• Word Activity

Word activities are provided under the location of new words to check students' knowledge of the new words. The activities are fun and interesting as they range in many different forms.





Understand

Understand section provides a variety of comprehension questions to check students' understanding of the reading passage.

• Questions

Various questions are to check the reading comprehension skills of learners. The types of questions vary from unit to unit.

Wrap-Up

Wrap-Up includes sentence activities and comprehension skill activities.

• Sentence Activity

Sentence activities offer students opportunities to expose to the advanced learning process based on the reading passage. The questions are fun to solve and they give more opportunities for young learners to check their understanding of the reading passage.

• Comprehension Skill Activity

These comprehension skill activities include the questions based on the contents of reading passages and they enhance students' comprehension skill. Such questions are carefully designed for each level of young learners.

WORKBOOK

Workbook offers learners opportunities to practice using the key words from the reading of each unit and helps expand their overall vocabulary knowledge. Moreover, it provides learners with further practice of sentence writings they have studied.

MY PORTFOLIO

My Portfolio is the final product of the Reading Rookie project. It presents students different types of written work in a real-life form. My Portfolio can be also used for students to make oral presentations. It will help students to transfer their reading and writing skills to speaking skills. This will result in improving students' language skills, content learning, and cognitive abilities, while, at the same time, building students' confidence and self-esteem.

WORD NOTE

Word Note is a great tool for students to memorize the vocabularies that they learnt in the Student Book and it also provides relevant sentences that are from each unit's reading passage.

AUDIO CD



The Audio CD contains sound tracks of the Student Book, which is a great source for the multimedia learning.

ON-LINE MATERIALS

Student Book / Workbook answer keys, Teacher's Tool, and Worksheets (Word lists and translation sheets) are also provided on-line at www.lwbooks.co.kr.

Contents



My Day

- Unit 1**  Literature
- Fiction** **When Will I Die?** 6
- Unit 2**  Social Studies
- Fiction** **A Cleaning Day** 12

Machines

- Unit 3**  Technology
- Fiction** **Special Robots** 18
- Unit 4**  Technology
- Fiction** **A Smelly Clock** 24

Space

- Unit 5**  Science
- Fiction** **Willy the Astronaut** 30
- Unit 6**  Math
- Fiction** **My Alien Friends** 36

Environment

Unit 7  Social Studies

Fiction

The Garbage Collector 42

Unit 8  Social Studies

Non - Fiction

We Can Stop Pollution! 48

Food

Unit 9  Literature

Fiction

What's in the Hole? 54

Unit 10  Arts

Non - Fiction

Making Vegetable Soup 60

Things around Us

Unit 11  Science

Non - Fiction

Everything Needs Energy 66

Unit 12  Engineering

Non - Fiction

Things and Water 72

UNIT
1

When Will I Die?

Get Ready


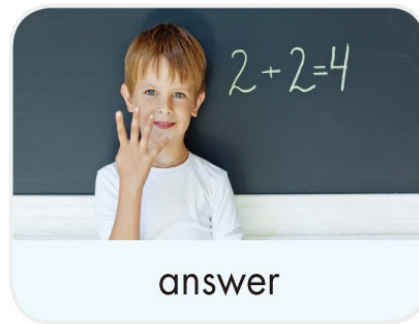

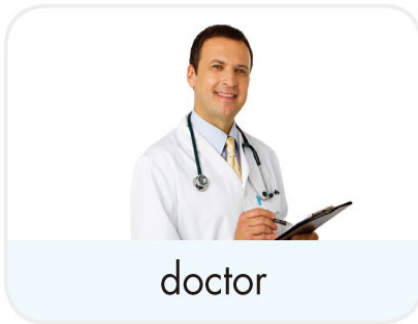
Subject: Literature




Look & Answer

- 1 The picture shows a boy and a **chef** : **doctor** .
- 2 The woman looks at the boy's **eyes** : **mouth** .
- 3 When do you see a doctor?

● Listen, point, and say. 2



● Read, look, and check.



When Will I Die?

3-4



I go to see a **doctor**.

"Dr. Robinson, I don't feel well."

Dr. Robinson says, "You are sick."

I am worried. I **ask**, "Will I **die**?"

He **answers**, "Yes, you will."

I am **shocked**.

"I don't want to die."

Find & Write

What is the word
for the picture?



▶ _____



I am sad. Then I am **curious**.

"When will I die?"

He answers, "Ha, ha! You will die someday, but not now.

You only have a cold."

Now I am happy.

Find & Write

Why is the boy sick?

▶ Because he has a _____.

● Read and choose.

- 1 The story is about _____ at the clinic.
a. a boy b. a man c. a dentist
- 2 The boy goes to see _____.
a. Mom b. a doctor c. a teacher
- 3 The boy has _____.
a. a fever b. a headache c. a cold

● Read and circle.

- 4 The boy will die tomorrow. _____ Yes No
- 5 The doctor is 100 years old. _____ Yes No

● How does the boy feel? Read and write the letters.

	The doctor says, ...	The boy feels
6	"You are sick."	
7	"You will die."	
8	"You only have a cold."	

a. shocked and sad b. happy c. worried