

# Reading Rookie



2

# Introduction

Reading Rookie is a three-leveled series reading skills book for young learners that are designed to enhance young learners' vocabulary knowledge and reading competence.

Reading Rookie provides various stories based on the STEAM topics, which are interesting enough for young learners to read themselves. The themes are carefully selected to stimulate the curiosity and creativity of young learners. The fascinating illustrations and pictures will also help learners overcome the content difficulties and foster critical thinking and creativity.

## STUDENT BOOK



### Get Ready

Get Ready includes a photo that relates to each topic, Look & Answer questions, six New Words, and a Word Activity to check the previous knowledge of learners.

#### • Look & Answer

Before beginning to read a new chapter, Look & Answer gives an opportunity to check the learners' prior knowledge by looking at the given photo and choosing the correct answers.

#### • New Words

New words of each unit's reading are provided with related pictures. Provided photos will also help students to understand the words better.

#### • Word Activity

Word activities are provided under the location of new words to check students' knowledge of the new words. The activities are fun and interesting as they range in many different forms.

### Read

Read provides a reading passage with fascinating illustrations and two Find & Writes. This is the main reading passage of each unit.

#### • Reading Passage

Each reading passage involves various stories based on the STEAM topics that are interesting to read. Each story includes appealing and engaging illustrations that help young learners to motivate in reading and to understand the passage better.

#### • Find & Write

There are two Find & Write questions in the Read section. The left side's Find & Write section is located for learners to find out the relevant word of a given photo and to write the word. The right side's Find & Write is for learners to check their understanding of a reading passage and write the correct answer. The key point of these questions is that students get to write down the answers after reading the passage.



**Understand**

**Read and choose.**

1 The story is about making \_\_\_\_\_.

a. a cake    b. candies    c. cookies

2 It is \_\_\_\_\_ birthday.

a. Kevin's    b. Dad's    c. Mom's

3 The girl and Kevin use five cups of \_\_\_\_\_.

a. butter    b. sugar    c. flour


**Read and circle.**

4 Kevin makes a birthday card for Mom.  Yes  No

5 The girl makes a mess.  Yes  No

**What do they need to bake a cake? Read and check.**

**Cake Ingredients**



three eggs  
two spoons of pepper  
one cup of orange juice  
four cups of flour  
five cups of salt  
two spoons of butter

**Wrap-Up**

**Unscramble and write.**

1 one Here three eggs

2 butter Here one two spoons of

3 four cups of flour Here one

**Read and write the letters.**

Who? \_\_\_\_\_

What? \_\_\_\_\_ The girl and her brother, Kevin.

What do they do? \_\_\_\_\_

What happens at the end? \_\_\_\_\_

a. It's Mom's birthday.    b. Kevin makes a mess.    c. They bake a cake.

## Understand

Understand section provides a variety of comprehension questions to check students' understanding of the reading passage.

### • Questions

Various questions are to check the reading comprehension skills of learners. The types of questions vary from unit to unit.

## Wrap-Up

Wrap-Up includes sentence activities and comprehension skill activities.

### • Sentence Activity

Sentence activities offer students opportunities to expose to the advanced learning process based on the reading passage. The questions are fun to solve and they give more opportunities for young learners to check their understanding of the reading passage.

### • Comprehension Skill Activity

These comprehension skill activities include the questions based on the contents of reading passages and they enhance students' comprehension skill. Such questions are carefully designed for each level of young learners.

## WORKBOOK

Workbook offers learners opportunities to practice using the key words from the reading of each unit and helps expand their overall vocabulary knowledge. Moreover, it provides learners with further practice of sentence writings they have studied.

## MY PORTFOLIO

My Portfolio is the final product of the Reading Rookie project. It presents students different types of written work in a real-life form. My Portfolio can be also used for students to make oral presentations. It will help students to transfer their reading and writing skills to speaking skills. This will result in improving students' language skills, content learning, and cognitive abilities, while, at the same time, building students' confidence and self-esteem.

## WORD NOTE

Word Note is a great tool for students to memorize the vocabularies that they learnt in the Student Book and it also provides relevant sentences that are from each unit's reading passage.

## AUDIO CD

The Audio CD contains sound tracks of the Student Book, which is a great source for the multimedia learning.

## ON-LINE MATERIALS

Student Book / Workbook answer keys, Teacher's Tool, and Worksheets (Word lists and translation sheets) are also provided on-line at [www.lwbooks.co.kr](http://www.lwbooks.co.kr).

# Contents

## My Family

**Unit 1**  Arts

Fiction

**Making a Birthday Cake** ..... 6

**Unit 2**  Math

Fiction

**Ten Dollars for My Family** ..... 12

## Machines

**Unit 3**  Arts

Fiction

**A Laundry Day** ..... 18

**Unit 4**  Technology

Non -  
Fiction

**Machines in the House** ..... 24

## Places

**Unit 5**  Social Studies

Fiction

**A Red Bus** ..... 30

**Unit 6**  Math

Fiction

**Where Should Jeff Go?** ..... 36

## Balls

**Unit 7**  Engineering

Fiction

**The Bad Dragon** ..... 42

**Unit 8**  Math

Non - Fiction

**Balls in Different Sizes** ..... 48

## Animals

**Unit 9**  Literature

Fiction

**I Want a Pet!** ..... 54

**Unit 10**  Science

Non - Fiction

**A Polar Bear and a Panda** ..... 60

## Health

**Unit 11**  Social Studies

Fiction

**Pinky's Week** ..... 66

**Unit 12**  Literature

Fiction

**Everyone Is Sick** ..... 72

UNIT  
1

# Making a Birthday Cake

Get Ready

Subject: Arts



## Look & Answer

- 1 The picture shows a woman and her **sons** **daughters** .
- 2 The woman holds a **cookie** **cake** .
- 3 What kind of cake do you like?

Listen, point, and say. 2



bake



butter




milk



sugar



flour



mix

Decode the words. Then write and match.

 = a    
  = e    
  = o    
  = u

1 b  k 

\_\_\_\_\_ .



2 b  t  t  r

\_\_\_\_\_ .



3 s  g  r

\_\_\_\_\_ .



4 fl   r

\_\_\_\_\_ .



# Making a Birthday Cake

3-4




## Find & Write

What is the word for the picture?



▶ \_\_\_\_\_



It is Mom's birthday.

Kevin and I **bake** a cake.

Here are three eggs.

Here are two spoons of **butter**.

Here is one cup of **milk**.

Here are five cups of **sugar**.

Here are four cups of **flour**.



Kevin **mixes** all of them.

Mix, mix, mix.

What a mess, Kevin!



## Find & Write

What does Kevin do?

► He \_\_\_\_\_ all the food.

## ● Read and choose.

- 1 The story is about making \_\_\_\_\_.
- a. a cake                      b. candies                      c. cookies
- 2 It is \_\_\_\_\_ birthday.
- a. Kevin's                      b. Dad's                      c. Mom's
- 3 The girl and Kevin use five cups of \_\_\_\_\_.
- a. butter                      b. sugar                      c. flour

## ● Read and circle.

- 4 Kevin makes a birthday card for Mom.  Yes  No
- 5 The girl makes a mess.  Yes  No

## ● What do they need to bake a cake? Read and check.

### Cake Ingredients



- three eggs
- two spoons of pepper
- one cup of orange juice
- four cups of flour
- five cups of salt
- two spoons of butter